



**THE WORLD'S
FAVOURITE
INDIAN**

SPARE PARTS CATALOGUE

ALTERNATE FUEL



BAJAJ RE - CNG , LPG

BAJAJ MAXIMA Z - CNG, LPG

BAJAJ MAXIMA XWIDE - CNG, LPG

BAJAJ MAXIMA C - CNG



THE WORLD'S
FAVOURITE
INDIAN

SPARE PARTS CATALOGUE

ALTERNATE FUEL - BI FUEL



BAJAJ RE - PET, CNG, LPG
BAJAJ MAXIMA Z- CNG, LPG
BAJAJ MAXIMA XWIDE- CNG, LPG
BAJAJ MAXIMA C- CNG



All information contained in this manual is based on the latest product information at the time of publication. Bajaj Auto Limited accepts no liability for any inaccuracies or omissions in this publication, although every possible care has been taken to make it as complete and accurate as possible. All procedures and specifications subject to change without prior notice. The right is reserved to make such changes at any time without prior notice and without incurring an obligation to make such changes to product manufactured previously. Contact your authorized Bajaj Dealer for the latest information on product improvements incorporated after this manual was issued.

DOC. NO.: 7111XXXX

REV. 00, DEC. 2020

We have pleasure in presenting the Spare Parts Catalogue for **'BAJAJ RE, MAXIMA Z, XWIDE & MAXIMA C CNG, LPG- MF WITH BI FUEL BS6** Vehicles. This catalogue has been specially designed to assist you in selecting the correct parts to maintain your vehicle in best running condition.

The Bajaj spares are subjected to the stringent quality control standards to ensure longer life of the vehicles. It is therefore necessary that only the Bajaj Genuine Spares & oil are used.

In a continual effort to improve performance & efficiency of the vehicle, Specifications, Diagrams, Illustrations and Part Numbers can change without notice. Consequently, the description in this Spare Parts Catalogue cannot therefore be final and binding on us.

The modifications / alterations which are carried out after the issue of this catalogue, will be conveyed to you through our service circulars. You are requested to make necessary corrections in the parts catalogues as per the circulars so as to keep your catalogues up to date. This will ensure the appropriate and speedy delivery of the spare parts as the order placed will bear the latest part numbers.

For latest information of serviceable spares, refer catalogue on dealer portal.

In case, if you need any technical assistance contact the concerned Regional Office or write to us on the following address :

Service Department
Bajaj Auto Ltd.
Akurdi, Pune 411 035 India
Phone : 020-66106104
E-mail : service@bajajauto.co.in

Instructions for using the Catalogue



- How to Read the Catalogue : Open the catalogue and from the pictorial index locate the group in which the part you want to find is present. Turn over to the concerned page number (as given by pictorial index). Now find out the figure of the part you wish to order. Write down the part number against that particular figure number from the text.

In case, if you have the part number and you need the other details, the part index can be used. The part index (at the end of the catalogue) will give you the figure and page number of the part you wish to order.

- How to Order Spare Parts : The part number and the description of the part required should be invariably mentioned in the order as per the catalogue text.

The latest part number as conveyed through our service circulars should only appear on the order. In case of ordering painted components, colour shade of the components should be mentioned.

The quantity shown against the part number is the quantity per vehicle for that group so that particular quantity should be multiplied by the number of sets required.

- Part Number System: We have used 8 digit system for part numbers. The model or hardware item is indicated by first two digits or alphanumeric, the next two or four digits indicate main group and the last four or two digits indicate serial number in main group or serial number or subgroup of fastener respectively. Thus the part numbers will be indicated by 2-2-4 or 2-4-2 digit system. Understanding this system will enable you to identify the spare parts easily.

- Abbreviations : The following abbreviations are used in this catalogue.

Comp.-	complete	NS-	Not serviceable
Assly.-	Assembly	N.I.-	Not illustrated
Fr-	Front	Alt.-	Alternate
R.H.-	Right hand	L.H.-	Left hand
MF	Mono Fuel	BF-	BI Fuel

- Abbreviations (model name) :

AU-	RE PET	AZ-	Z CNG
AF-	RE CNG	RA-	Z LPG
AM-	RE LPG	AT-	XWIDE CNG
AT1-	XWIDE LPG	AN-	C CNG

INDEX



S.N.	Description	Page No.	S.N.	Description	Page No.
1	Engine	1	48	Hand Brake - RE PET	62
2	Crank Case Magneto Side	2	49	Hand Brake - RE GAS	63
3	Crankcase Clutch Side	3	50	Hand Brake - Z	64
4	Pump Assly Oil	4	51	Hand Brake - XWIDE & C	65
5	Clutch Cover	5,6	52	Handle Bar	67,68
6	Differential Cover	7	53	Frame Chassis	69,70
7	Cylinder / Piston	8	54	Spare wheel	71
8	Cylinder Head	9,10	55	Steering & Head Lamp cover	72
9	Cam Shaft & Chain Tensioner	11	56	Dashboard - RE & Z	73,74
10	Crank Shaft	12	57	Dashboard - Maxima	75,76
11	Main Shaft	13,14	58	Wind Shield	77,78
12	Differential- RE	15	59	Cabin	79,80
13	Differential	16	60	Door - CCNG	81,82
14	Clutch Complete	17	61	Passenger Body- RE	83,84
15	Fare Meter Drive Unit	18	62	Passenger Body- Z	85,86
16	Gear Shifter	19	63	Passenger Body- XWIDE	87,88
17	Starter Motor	20	64	Body door - RE	89
18	Sector Gear	21,22	65	Body door - XWIDE	90
19	Magneto & h.t coil	23,24	66	Body door - Z	91,92
20	Engine Mounting	25	67	Tray Body	93,94
21	Silencer	26	68	Seat assly- RE	95
22	Throttle body	27,28	69	Seat assly- Z	96
23	Air Filter Complete	29,30	70	Seat assly- XWIDE	97
24	Pipe air intake -Z	31	71	Passenger seat- D+5	98
25	Pipe air intake - XWIDE	32	72	Seat cover- Z	99
26	Pipe air intake - C	33	73	Seat cover- XWIDE	100
27	Oil Cooler Assembly	34	74	Hood frame- RE	101,102
28	Petrol Tank	35,36	75	Hood frame- Z	103
29	Propeller Shaft / Flanges	37	76	Hood frame- XWIDE	104
30	CV Shaft	38	77	Harness Wiring	105,106
31	Training Arm - RE	39	78	Battery	107
32	Training Arm -Z	40	79	Head Light & Blinkers	108
33	Training Arm -XWIDE	41	80	Tail Lamp	109
34	Rear Wheel exle- RE	42	81	Switches & Horn	110
35	Rear Wheel exle-Z	43	82	Electrical Units	111,112
36	Rear Wheel exle- XWIDE & C	44	83	ECU UNIT	113,114
37	Front Shock Absorber & linkage	45	84	Cylinder for CNG - RE	115
38	Front Mudguard	46	85	Cylinder for CNG - Z	116
39	Steering Column	47,48	86	Cylinder for CNG - XWIDE	117
40	Fr. hub & front shock abs.-RE	49,50	87	Cylinder for CNG - C	118
41	Front brake drum	51,52	88	Cylinder for LPG - RE	119,120
42	Auto Adjuster Brake System	53,54	89	Cylinder for LPG - Z	121,122
43	Auto Adjuster Brake System	55,56	90	Cylinder for LPG - XWIDE	123,124
44	Brake Pipe	57	91	Filler Connector unit	125
45	Control Cables	58	92	1st Stage Reduction Unit	127,128
46	Tandon Master Cylinder	59,60	93	Regulator	1129,130
47	Revers Brake	61	94	Multi Valve(Zero Deg)	131

Pictorial Index

PLATE NO. : 1	PAGE NO.:
ENGINE	1



PLATE NO. : 3	PAGE NO.:
CRANKCASE CLUTCH SIDE	3,4

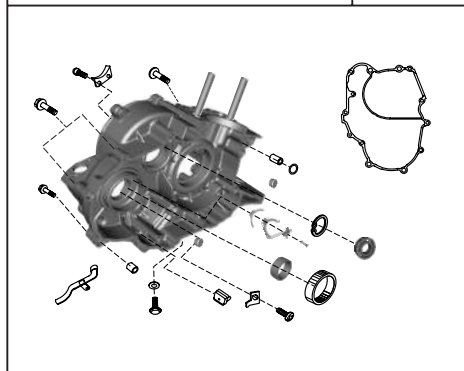


PLATE NO. : 5	PAGE NO.:
CLUTCH COVER	5,6

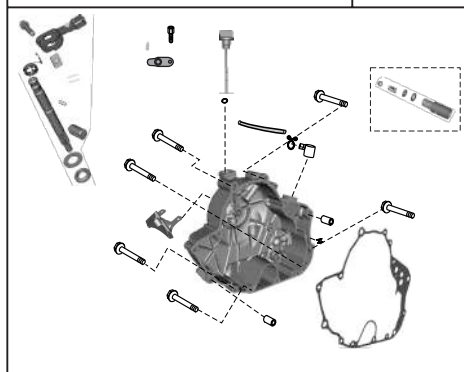


PLATE NO. : 2	PAGE NO.:
CRANK CASE MAGNETO SIDE	2

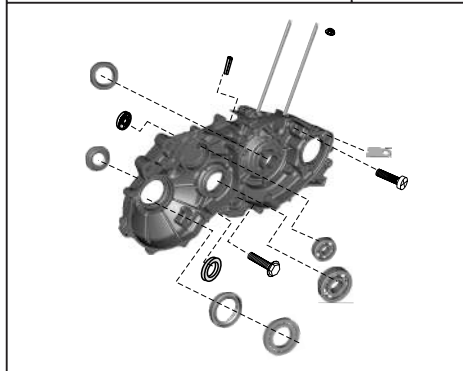


PLATE NO. : 4	PAGE NO.:
PUMP OIL	4

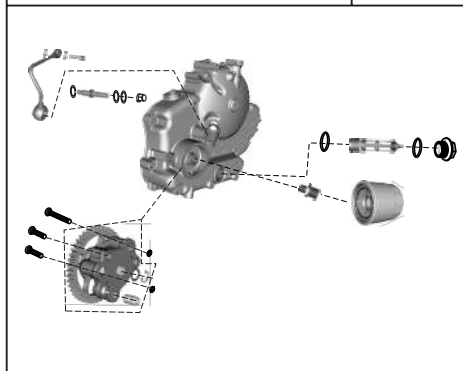
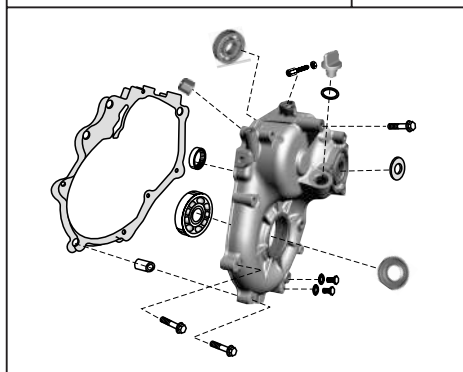


PLATE NO. : 6	PAGE NO.:
DIFFERENTIAL COVER	7



Pictorial Index

PLATE NO. : 7	PAGE NO.:
CYLINDER / PISTON	8

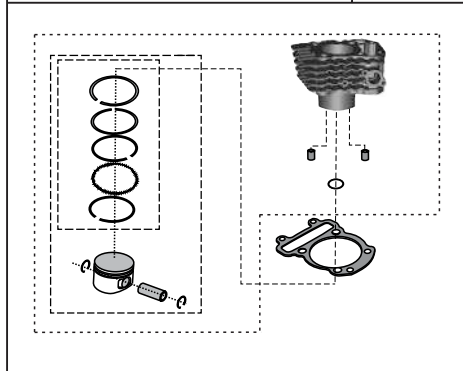


PLATE NO. : 9	PAGE NO.:
CAM SHAFT AND CHAIN TENSIONER	11

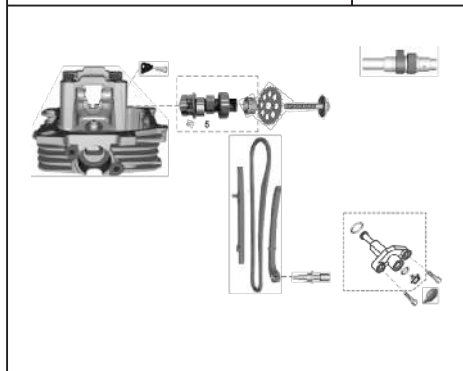


PLATE NO. : 11	PAGE NO.:
MAIN SHAFT	13,14

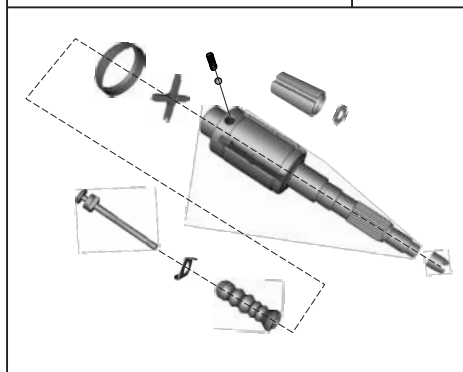


PLATE NO. : 8	PAGE NO.:
CYLINDER HEAD	9,10

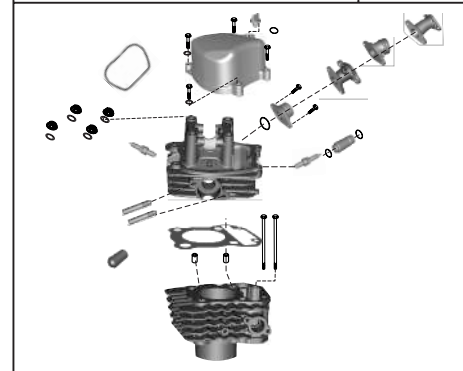


PLATE NO. : 10	PAGE NO.:
CRANK SHAFT	12

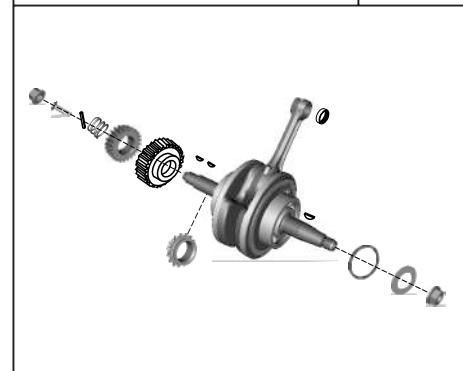



PLATE NO. : 12	PAGE NO.:
DIFFERENTIAL- RE	15



Pictorial Index

PLATE NO. : 13	PAGE NO.:
DIFFERENTIAL	16

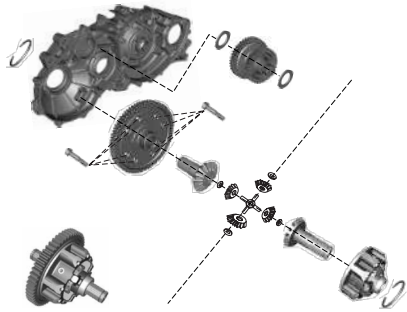


PLATE NO. : 15	PAGE NO.:
FARE METER DRIVE UNIT	18

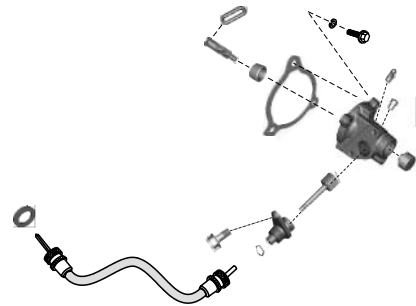


PLATE NO. : 17	PAGE NO.:
STARTER MOTOR	20

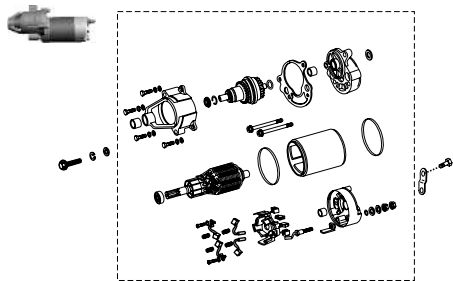


PLATE NO. : 14	PAGE NO.:
CLUTCH COMPLETE	17

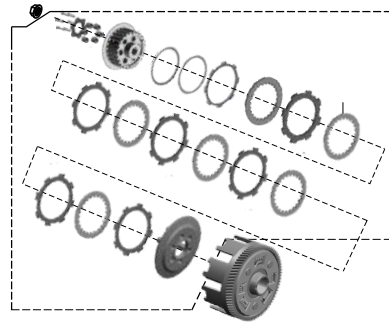


PLATE NO. : 16	PAGE NO.:
GEAR SHIFTER	19

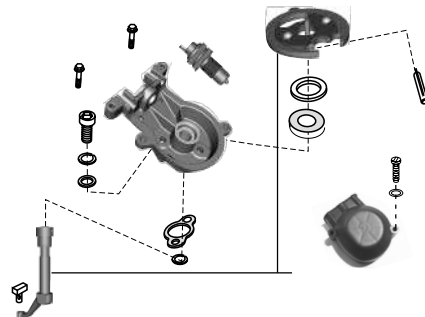
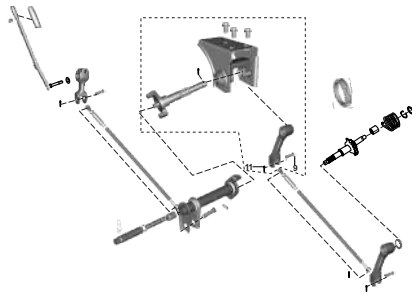


PLATE NO. : 18	PAGE NO.:
SECTOR GEAR	21,22



Pictorial Index

PLATE NO. : 19	PAGE NO.:
MAGNETO & H.T. COIL	23,24

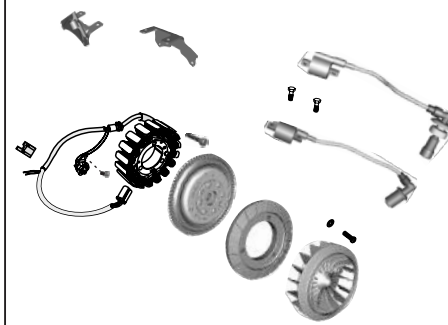


PLATE NO. : 21	PAGE NO.:
SILENCER	26

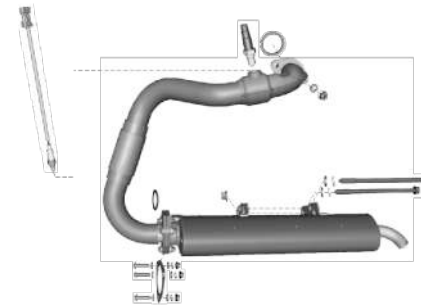


PLATE NO. : 23	PAGE NO.:
AIR FILTER COMPLETE	29,30

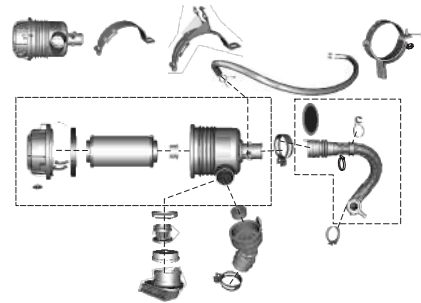


PLATE NO. : 20	PAGE NO.:
ENGINE MOUNTING	25

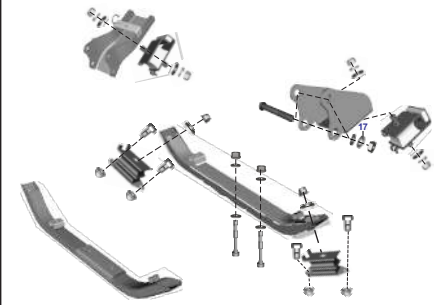


PLATE NO. : 22	PAGE NO.:
THROTTLE BODY	27,28

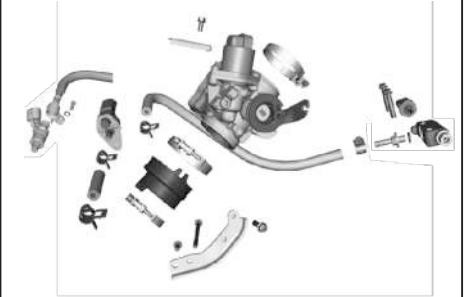
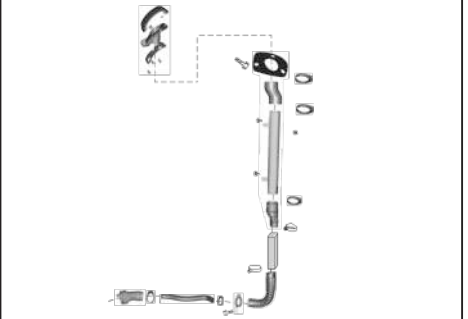


PLATE NO. : 24	PAGE NO.:
PIPE AIR INTAKE-Z	31



Pictorial Index

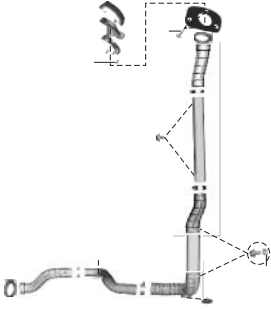
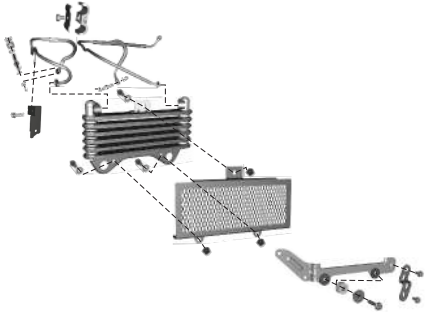

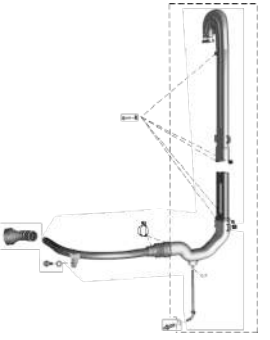

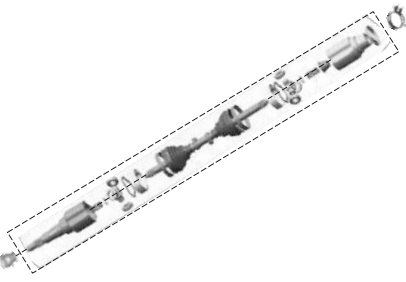
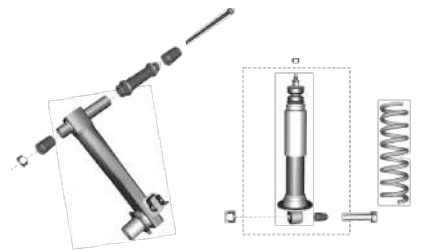
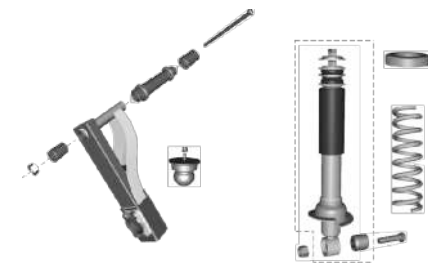



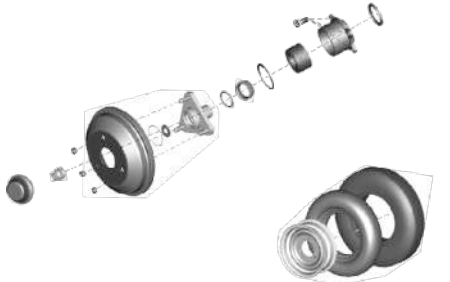
PLATE NO. : 25 PIPE AIR INTAKE - XWIDE	PAGE NO.: 32
	
PLATE NO. : 27 OIL COOLER	PAGE NO.: 34
	
PLATE NO. : 29 PROPELLER SHAFT / FLANGES	PAGE NO.: 37
	

PLATE NO. : 26 PIPE AIR INTAKE - C	PAGE NO.: 33
	
PLATE NO. : 28 PETROL TANK	PAGE NO.: 35,36
	
PLATE NO. : 30 CV SHAFT	PAGE NO.: 38
	

Pictorial Index

PLATE NO. : 31 TRAILING ARM/ RR SH. ABS- RE	PAGE NO.: 39
	
PLATE NO. : 33 TRAILING ARM/ RR SH. ABS- XWIDE & C	PAGE NO.: 41
	
PLATE NO. : 35 REAR WHEEL AXLE - Z	PAGE NO.: 43
	
PLATE NO. : 32 TRAILING ARM/ RR SH. ABS- Z	PAGE NO.: 40
	
PLATE NO. : 34 REAR WHEEL AXLE - RE	PAGE NO.: 43
	
PLATE NO. : 36 REAR WHEEL AXLE- XWIDE & C	PAGE NO.: 44
	

Pictorial Index

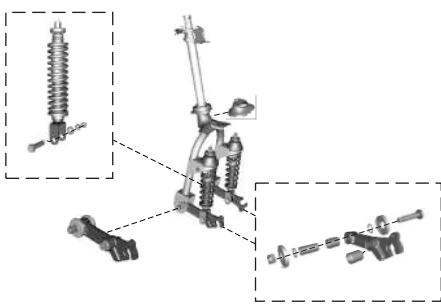
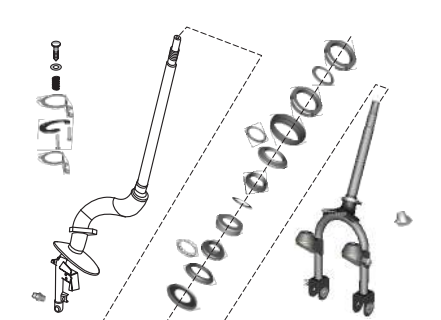
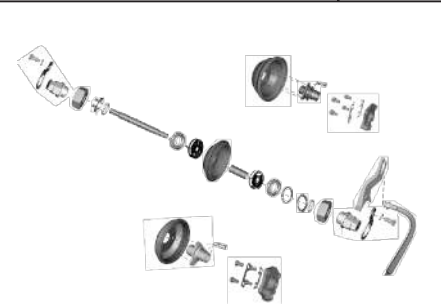
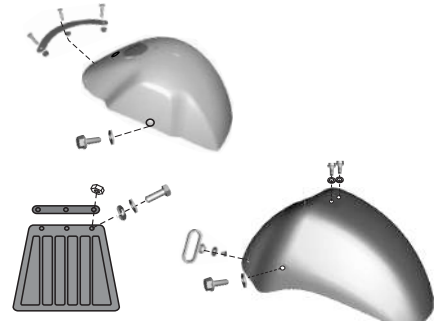
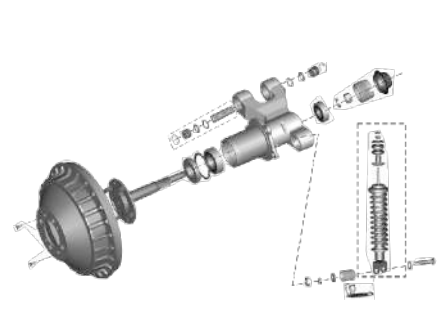
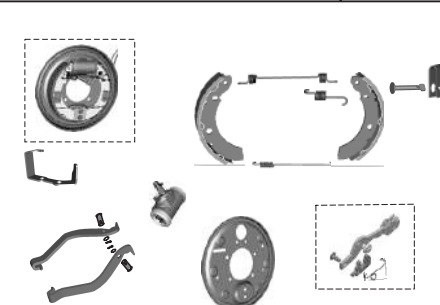
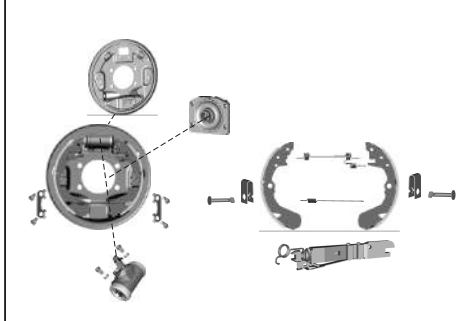

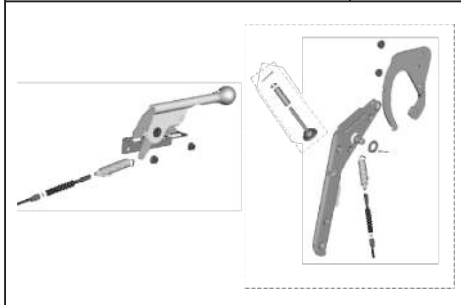
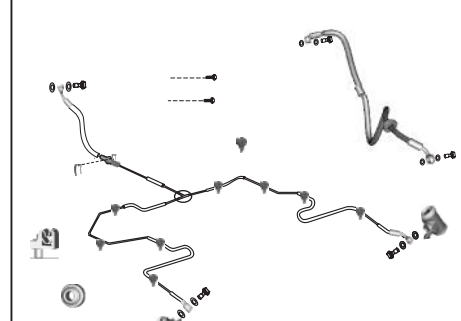
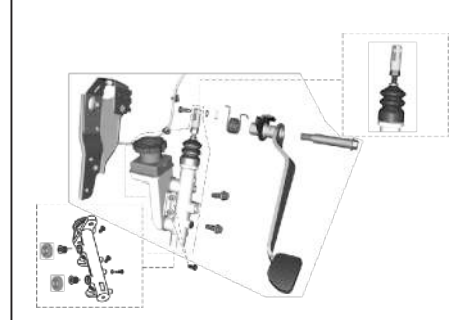
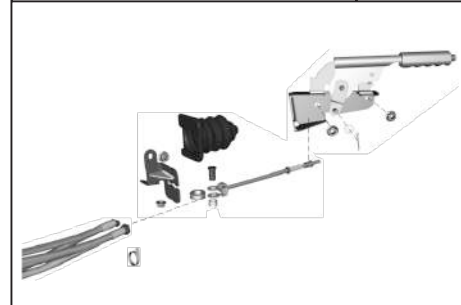
PLATE NO. : 37 FRONT SHOCK ABSORBER & LINKAGE	PAGE NO.: 45
	
PLATE NO. : 39 STEERING COLUMN	PAGE NO.: 47,48
	
PLATE NO. : 41 FRONT BRAKE DRUM	PAGE NO.: 51,52
	

PLATE NO. : 38 FRONT MUDGUARD	PAGE NO.: 46
	
PLATE NO. : 40 FRONT HUB & FRONT SHOCK ABSORBER-RE	PAGE NO.: 49,50
	
PLATE NO. : 42 BRAKE PANEL - RE & Z	PAGE NO.: 53,54
	

Pictorial Index

PLATE NO. : 43 BRAKE PANEL	PAGE NO.: 55,56
	
PLATE NO. : 45 CONTROL CABLE	PAGE NO.: 58
	
PLATE NO. : 47 REVERSE LEVER	PAGE NO.: 61
	
PLATE NO. : 44 BRAKE PIPE	PAGE NO.: 57
	
PLATE NO. : 46 TANDEM MASTER CYLINDER	PAGE NO.: 59,60
	
PLATE NO. : 48 HAND BRAKE- RE PET	PAGE NO.: 62
	

Pictorial Index

PLATE NO. : 49	PAGE NO.:
HAND BRAKE- RE GAS	63

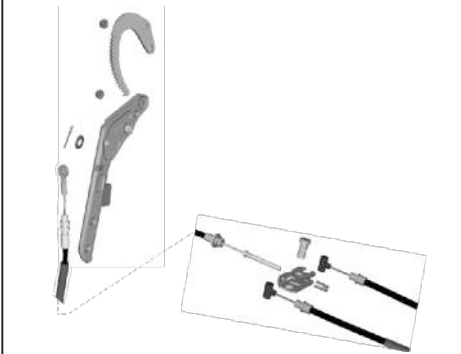


PLATE NO. : 51	PAGE NO.:
HAND BRAKE- XWIDE & C	65,66

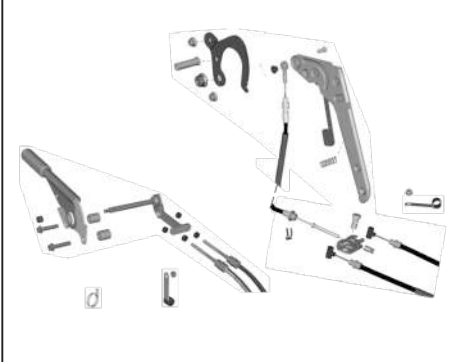


PLATE NO. : 53	PAGE NO.:
FRAME CHASSIS	69,70

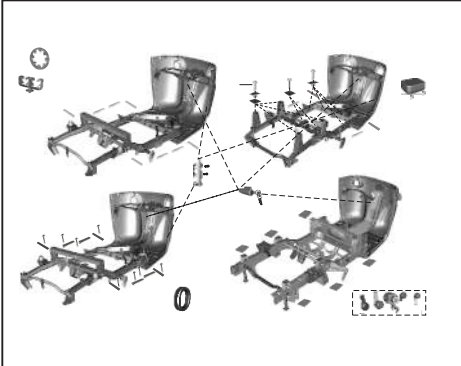


PLATE NO. : 50	PAGE NO.:
HAND BRAKE- RE GAS	64

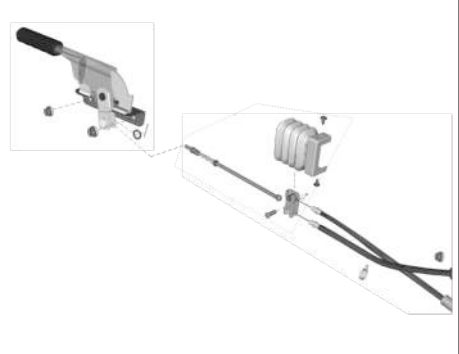


PLATE NO. : 52	PAGE NO.:
HAND BAR	67,68

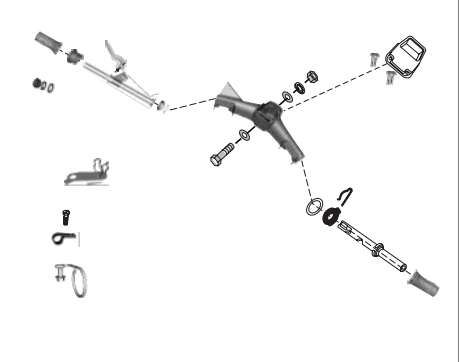
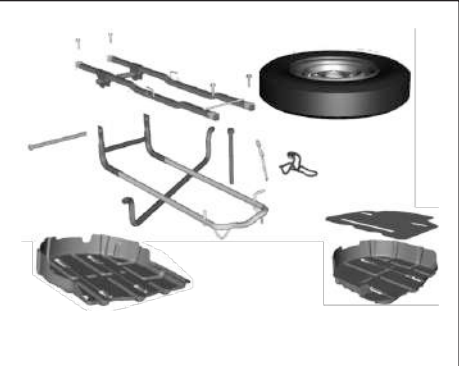


PLATE NO. : 54	PAGE NO.:
SPARE WHEEL	71



Pictorial Index

PLATE NO. : 55	PAGE NO.:
STEERING COVER	72

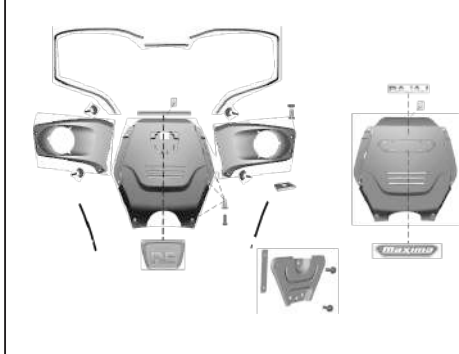


PLATE NO. : 57	PAGE NO.:
STEERING COVER	75,76




PLATE NO. : 59	PAGE NO.:
CABIN	79,80

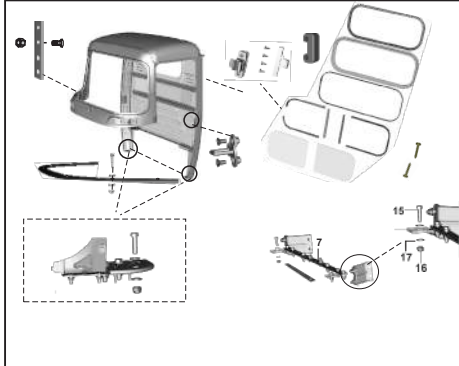


PLATE NO. : 56	PAGE NO.:
DASHBOARD- RE & Z	73,74

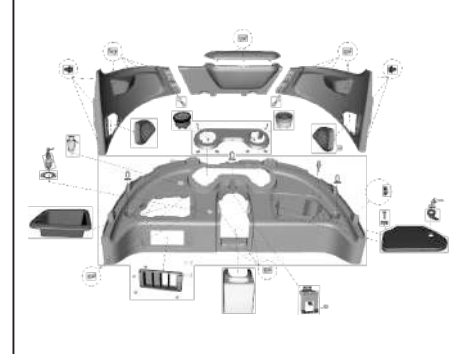


PLATE NO. : 58	PAGE NO.:
WINDSHIELD	77,78

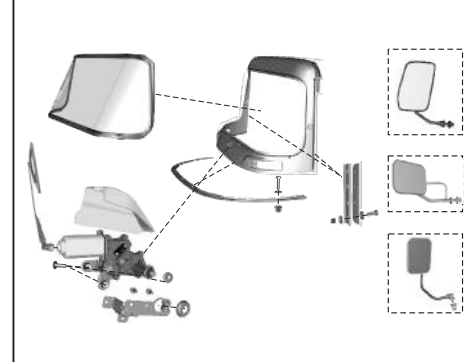
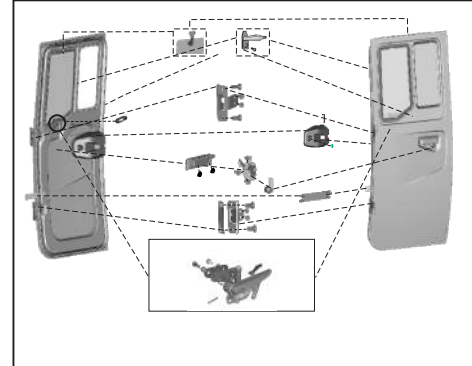


PLATE NO. :60	PAGE NO.:
DOOR- C	81,82



Pictorial Index

PLATE NO. : 61	PAGE NO.:
PASSENGER BODY- RE	83,84

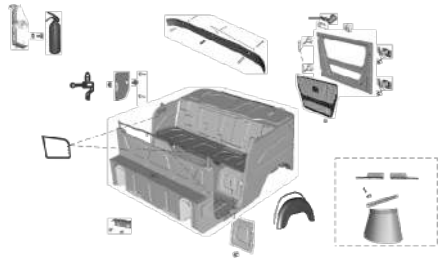


PLATE NO. : 63	PAGE NO.:
PASSENGER BODY- XWIDE	87,88

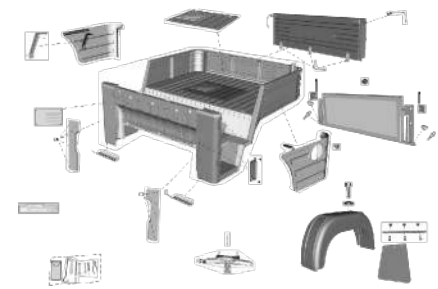


PLATE NO. : 65	PAGE NO.:
BODY DOOR - XWIDE	90

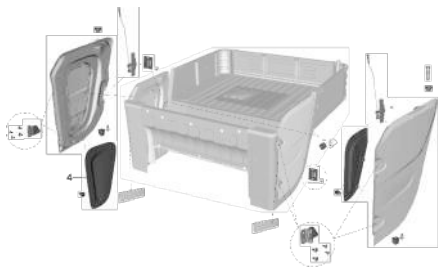


PLATE NO. : 62	PAGE NO.:
PASSENGER BODY- Z	85,86

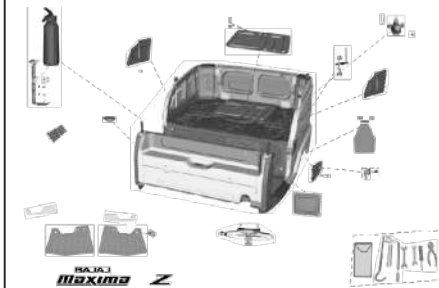


PLATE NO. : 64	PAGE NO.:
BODY DOOR- RE	89

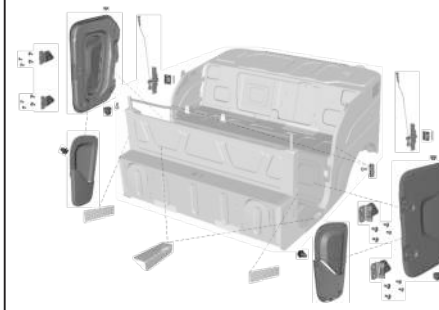
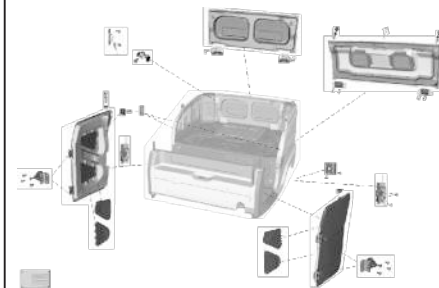


PLATE NO. : 64	PAGE NO.:
BODY DOOR- Z	91,92



Pictorial Index

PLATE NO. : 67	PAGE NO.:
TRAY BODY	93,94

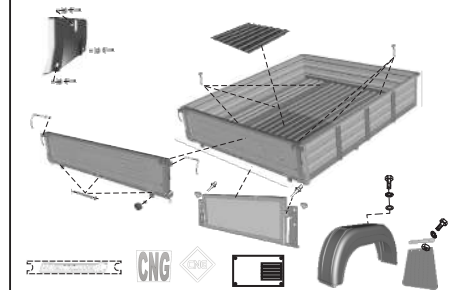


PLATE NO. : 69	PAGE NO.:
SEAT- Z	96

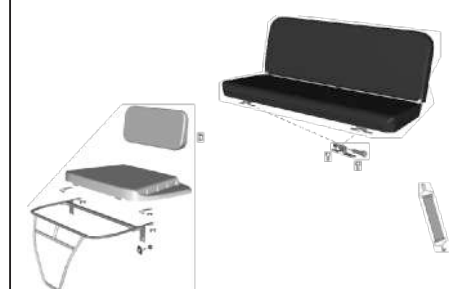


PLATE NO. : 71	PAGE NO.:
PASSENGER SEAT- D+5	98

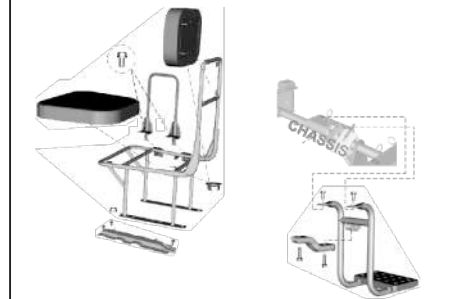


PLATE NO. : 68	PAGE NO.:
SEAT ASSLY- RE	95

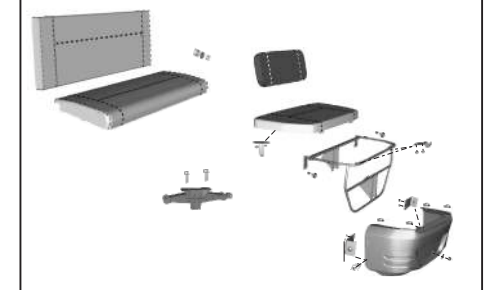


PLATE NO. : 70	PAGE NO.:
SEAT- XWIDE & C	97

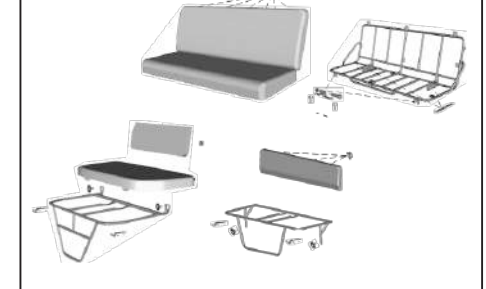
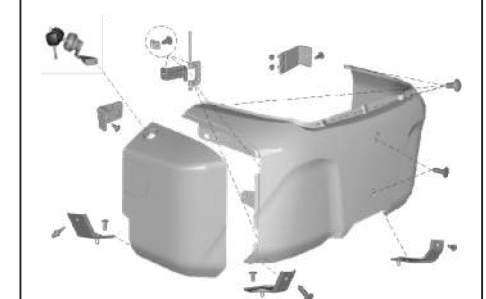


PLATE NO. : 72	PAGE NO.:
SEAT COVER- Z	99



Pictorial Index

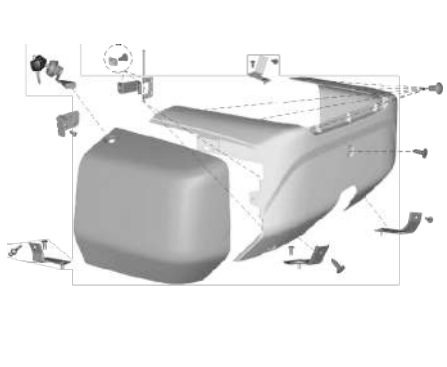
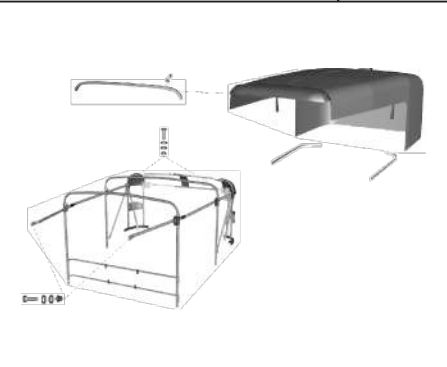
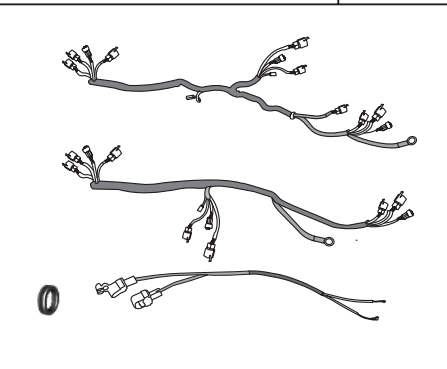
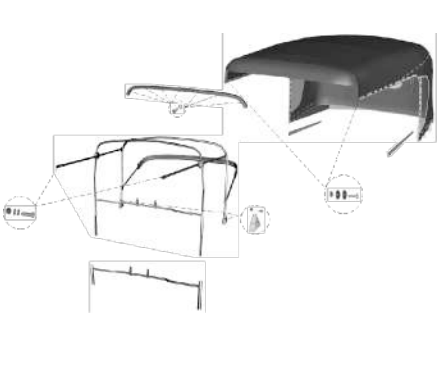
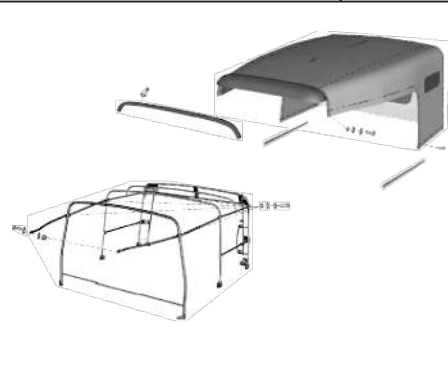
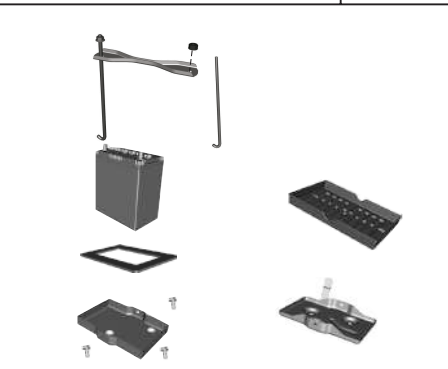
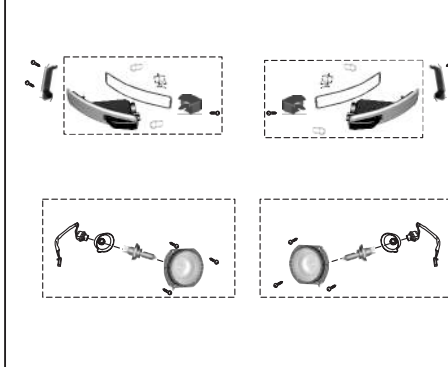

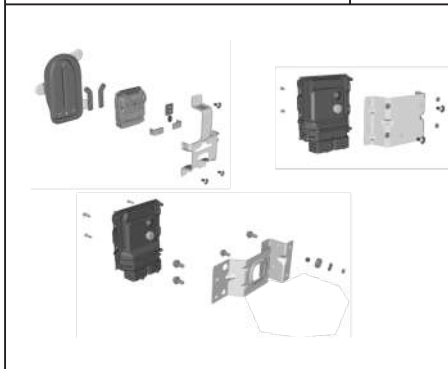
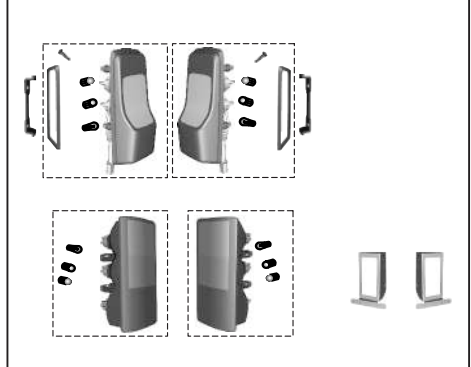

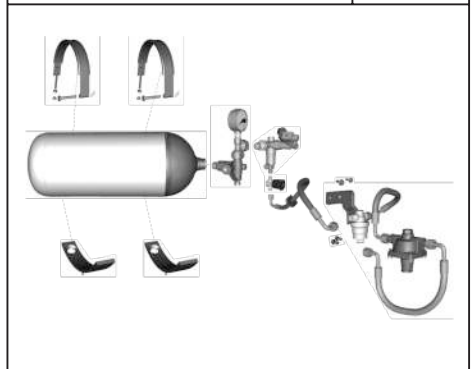
PLATE NO. : 73 SEAT COVER- XWIDE	PAGE NO.: 100
	
PLATE NO. : 75 HOOD FRAME ASSLY- Z	PAGE NO.: 103
	
PLATE NO. : 77 HARNES WIRING	PAGE NO.: 105,106
	

PLATE NO. : 74 HOOD -RE	PAGE NO.: 101,102
	
PLATE NO. : 76 HOOD FRAME ASSLY- XWIDE	PAGE NO.: 104
	
PLATE NO. : 78 BATTERY	PAGE NO.: 107
	

Pictorial Index

PLATE NO. : 79 HEAD LIGHT ASSLY & BLINKERS	PAGE NO.: 108
	
PLATE NO. : 81 SWITCHES AND HORN	PAGE NO.: 110
	
PLATE NO. : 83 ECU UNIT	PAGE NO.: 113,114
	
PLATE NO. : 80 TAIL LAMP	PAGE NO.: 109
	
PLATE NO. : 82 ELECTRICAL PLATE	PAGE NO.: 111,112
	
PLATE NO. : 84 CYLINDER FOR CNG - RE	PAGE NO.: 115
	

Pictorial Index

PLATE NO. : 85
CYLINDER FOR CNG - Z

PAGE NO.:
116

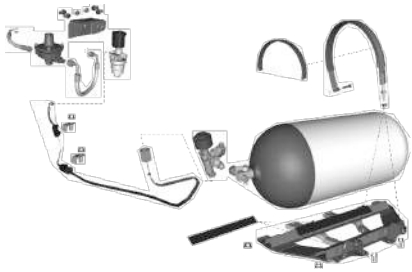


PLATE NO. : 87
CYLINDER FOR CNG - C

PAGE NO.:
118

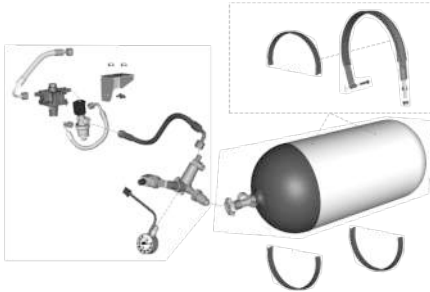


PLATE NO. : 89
CYLINDER FOR LPG - Z

PAGE NO.:
121,122

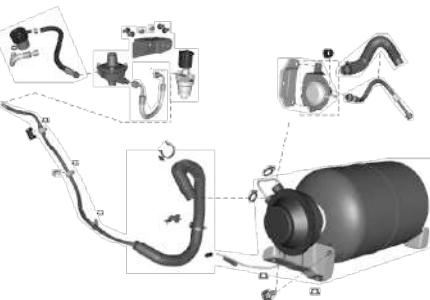


PLATE NO. : 86
CYLINDER FOR CNG - XWIDE

PAGE NO.:
117

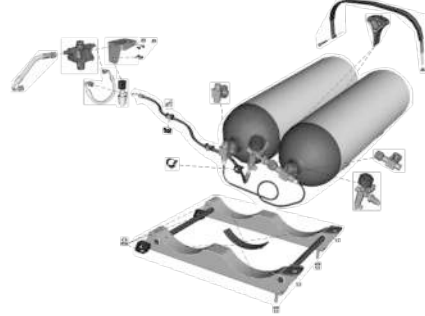


PLATE NO. : 88
CYLINDER FOR LPG - RE

PAGE NO.:
119,120

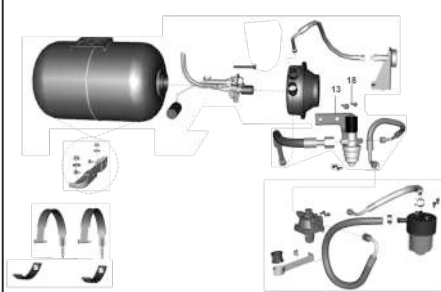
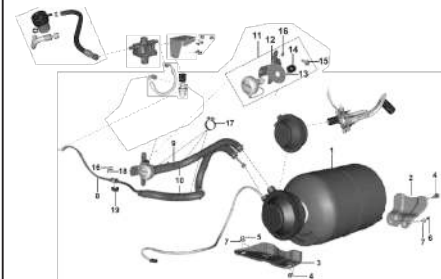


PLATE NO. : 90
CYLINDER FOR LPG - XWIDE

PAGE NO.:
123,124



Pictorial Index

PLATE NO. : 91
FILLER CONNECTOR UNIT

PAGE NO.:
125

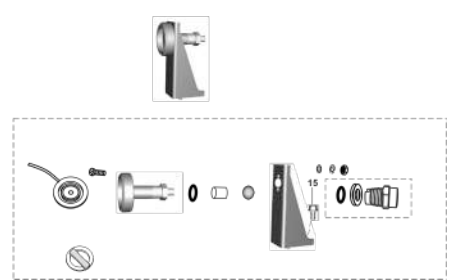


PLATE NO. : 93
REGULATOR

PAGE NO.:
129,130

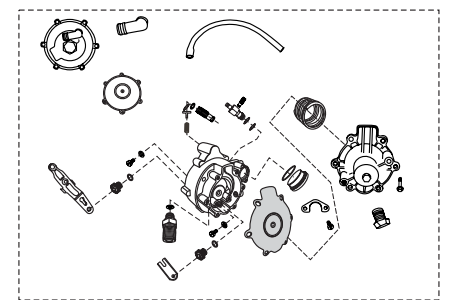


PLATE NO. : 92
1 ST STAGE REDUCTION UNIT

PAGE NO.:
127,128

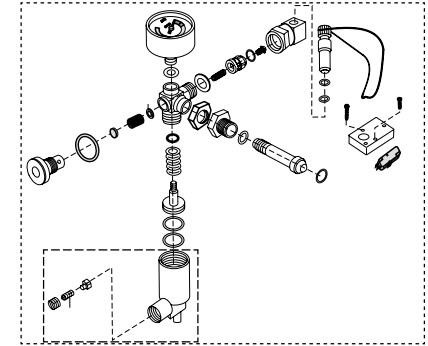


PLATE NO. : 94
MULTI VALVE(ZERO DEG)

PAGE NO.:
131

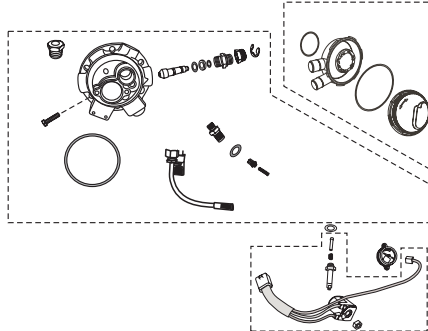
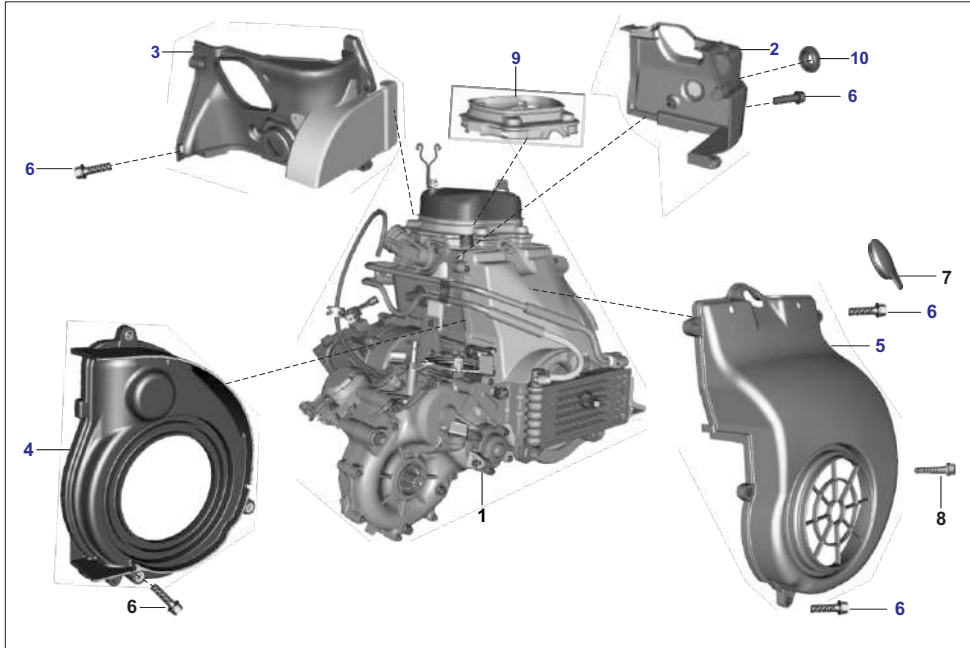
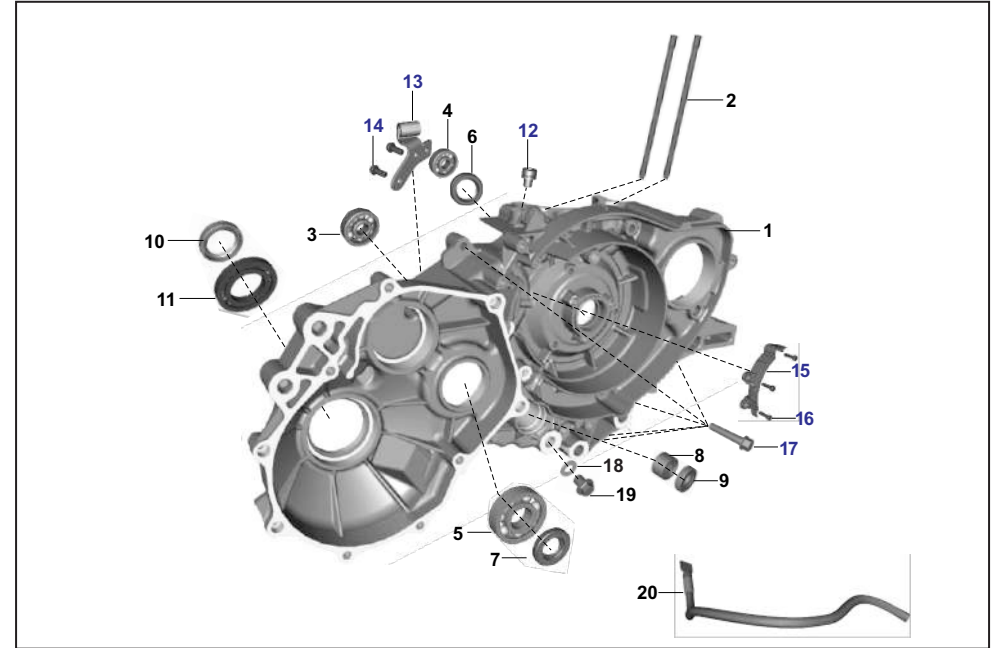


PLATE NO. 1 : ENGINE



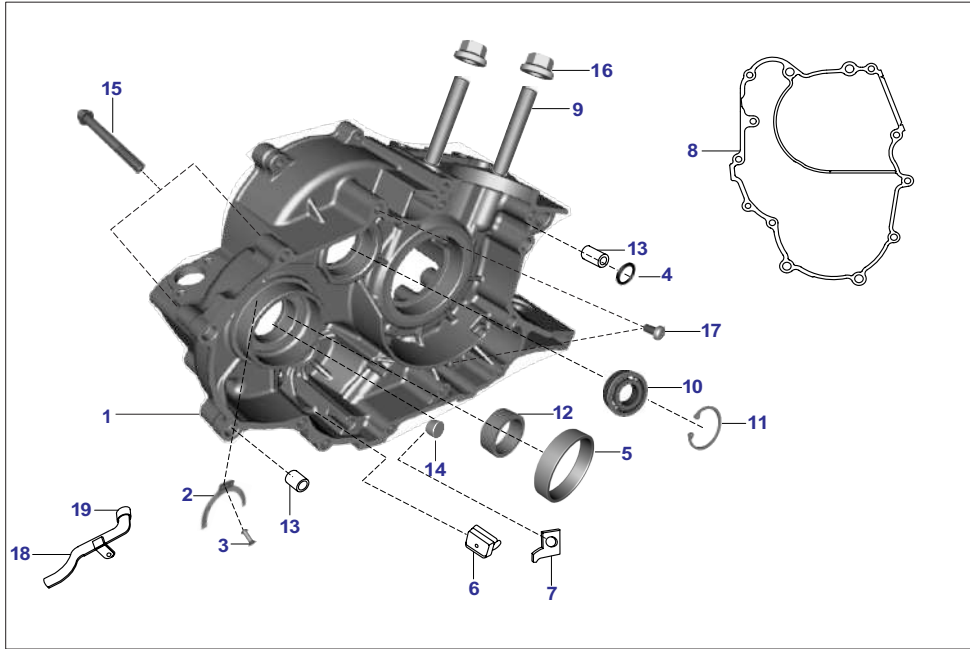
No.	Part No.	Description	RE		Z		XWIDE		C		Remarks
			AF	AM	AZ	RA	AT	AT1	AN		
1	AM101094	Engine assembly	1	1	-	-	-	-	-	-	
1	AM101140	Engine assembly-SM	1	1	-	-	-	-	-	-	
1	RA501021	Engine assembly	-	-	1	1	-	-	-	-	
1	RA501025	Engine assembly-SM	-	-	1	1	-	-	-	-	
1	AT501018	Engine assembly	-	-	-	-	1	1	-	-	
1	AT501030	Engine assembly-SM	-	-	-	-	1	1	1	1	
1	AN101561	Engine assembly	-	-	-	-	-	-	-	1	
2	AZ601413	Cowling intake	1	1	1	1	1	1	1	1	
3	AZ601410	Cowling assembly exhaust	1	1	1	1	1	1	1	1	
3	AF101198	Cowling assembly exhaust-SM	1	1	1	1	1	1	1	1	FR. 29.01.21
4	AN101203	Internal cowling	1	1	1	1	1	1	1	1	
5	AZ601405	Assembly fan cover	1	1	1	1	1	1	1	1	
6	KAED0620	Bolt-flanged-small	12	12	12	12	12	12	12	12	
6	KAED0612	Bolt-flanged-small	12	12	12	12	12	12	12	12	FR. 29.01.21
7	GF101139	Grommet	1	1	1	1	1	1	1	1	
7	AF101521	Grommet	1	1	1	1	1	1	1	1	FR. 29.01.21
8	KAED0630	Bolt-flanged-small	1	1	1	1	1	1	1	1	
9	AZ601408	Cap cover head	1	1	1	1	1	1	1	1	
10	GF111112	Grommet	1	1	1	1	1	1	1	1	
11	AZ601404	Shroud Fan	1	1	1	1	1	1	1	1	

PLATE NO. 2 : CRANK CASE MAGNETO SIDE



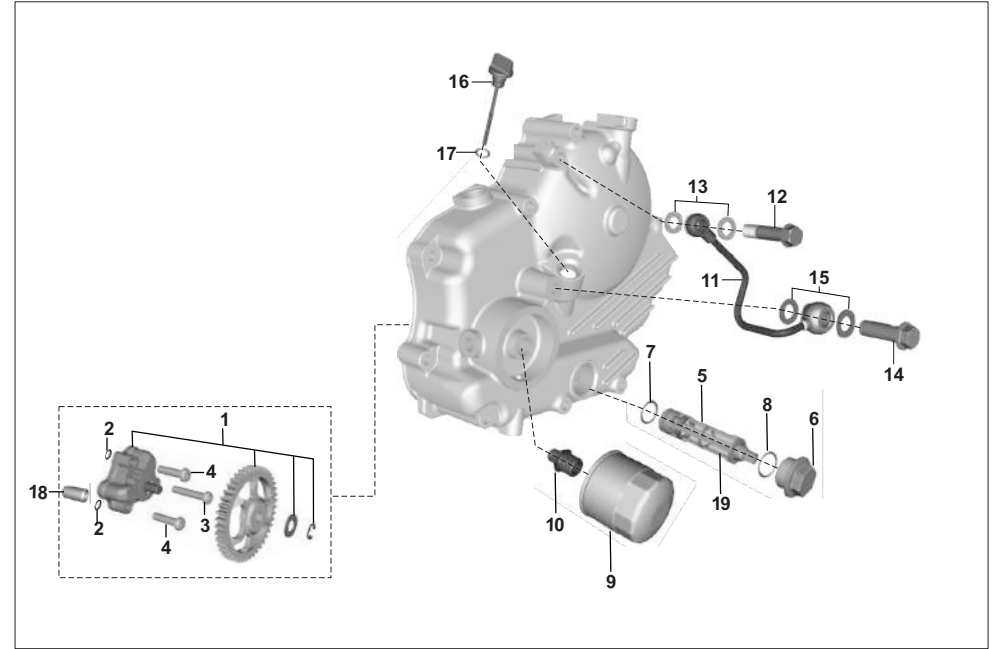
No.	Part No.	Description	RE		Z		XWIDE		C		Remarks
			AF	AM	AZ	RA	AT	AT1	AN		
1	AF101444	Crank. magneto side	1	1	1	1	1	1	1	1	Alt-52AF0559
1	52AF0639	Crank. magneto side-SM	1	1	1	1	1	1	1	1	AF101472
2	59050002	Stud m10 (bolt stud cylinder)	2	2	2	2	2	2	2	2	
3	30151059	Bearing - ball	1	1	1	1	1	1	1	1	
4	39186420	Bearing - ball :- 20 X 52 X 15	1	1	1	1	1	1	1	1	
5	39256120	Bearing - ball 6305	1	1	1	1	1	1	1	1	
6	AA101950	Seal oil	1	1	1	1	1	1	1	1	
7	39171619	Seal - oil	1	1	1	1	1	1	1	1	
8	JE621403	Bearing needle	1	1	-	-	-	-	-	-	
9	39191719	Seal - oil	1	1	-	-	-	-	-	-	
9	AN101062	Cap sealing c.case magneto side	-	-	1	1	1	1	1	1	
10	BF551613	Seal oil	1	1	1	1	1	1	1	1	
11	24130105	Bearing - ball	1	1	1	1	1	1	1	1	
12	AN101238	Bolt restrictor	1	1	1	1	1	1	1	1	
13	AA102031	Bracket holding - reverse cable	1	1	1	1	1	1	1	1	
14	KAED0614	Bolt-flange-kae st-d dia-06 L-14	2	2	2	2	2	2	2	2	
15	AZ501014	Guard magneto	1	1	1	1	1	1	1	1	
16	AP101220	Hex. Socket head bolt 20L	2	2	2	2	2	2	2	2	
17	KAED0635	Bolt-flanged-small	5	5	5	5	5	5	5	5	
18	DG101498	Gasket	1	1	1	1	1	1	1	1	
19	DU101223	Plug drain magnetic	1	1	1	1	1	1	1	1	
20	AN101498	Pipe assembly breather	-	-	1	1	1	1	1	1	

PLATE NO. 3 : CRANKCASE CLUTCH SIDE



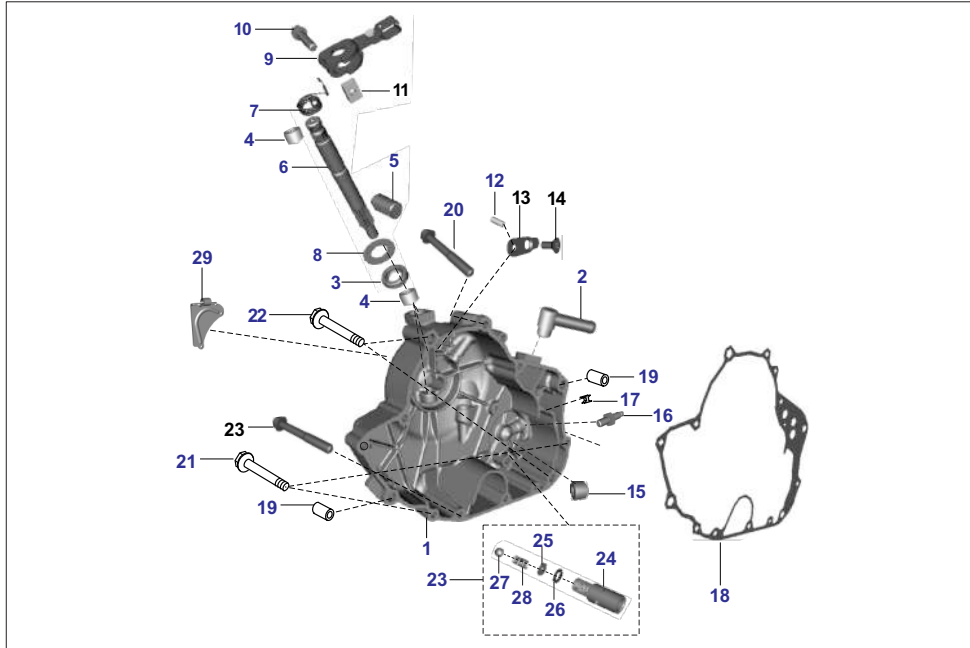
No.	Part No.	Description	RE		Z		XWIDE		C		Remarks
			AF	AM	AZ	RA	AT	AT1	AN		
1	AF101452	Crankcase clutch side	1	1	1	1	1	1	1	1	
1	AF101470	Crankcase clutch side-SM	1	1	1	1	1	1	1	1	FR. 29.01.21
2	AA102189	Plate assembly	1	1	-	-	-	-	-	-	
3	39050809	Rivet - countersunk head	2	2	-	-	-	-	-	-	
4	39101321	Ring - O	1	1	1	1	1	1	1	1	
5	AA101145	Bush - starter gear	1	1	-	-	-	-	-	-	
6	AA101143	Pad - rubber	1	1	-	-	-	-	-	-	
7	AB101014	Guide - starter gear	1	1	-	-	-	-	-	-	
8	AF101340	Gasket central	1	1	1	1	1	1	1	1	
9	59050002	Stud - M8	2	2	2	2	2	2	2	2	
10	39121420	Bearing - ball :- 20 X 42 X 12	1	1	1	1	1	1	1	1	
11	KEBB4217	Circlip internal	1	1	1	1	1	1	1	1	
12	3100335	Needle roller bearing	1	1	1	1	1	1	1	1	
13	39100006	Pin - hollow dowel	2	2	2	2	2	2	2	2	
14	DP101154	Plug	1	1	1	1	1	1	1	1	
15	KAED0650	Bolt-flanged-small	2	2	2	2	2	2	2	2	
16	39105515	Hex nut flange M10	2	2	2	2	2	2	2	2	
17	JG131220	Screw pan cross	2	2	2	2	2	2	2	2	
18	AA101221	Tube assembly	1	1	1	1	1	1	1	1	
19	28101080	Bush - rubber	1	1	1	1	1	1	1	1	

PLATE NO. 4: PUMP ASSLY OIL



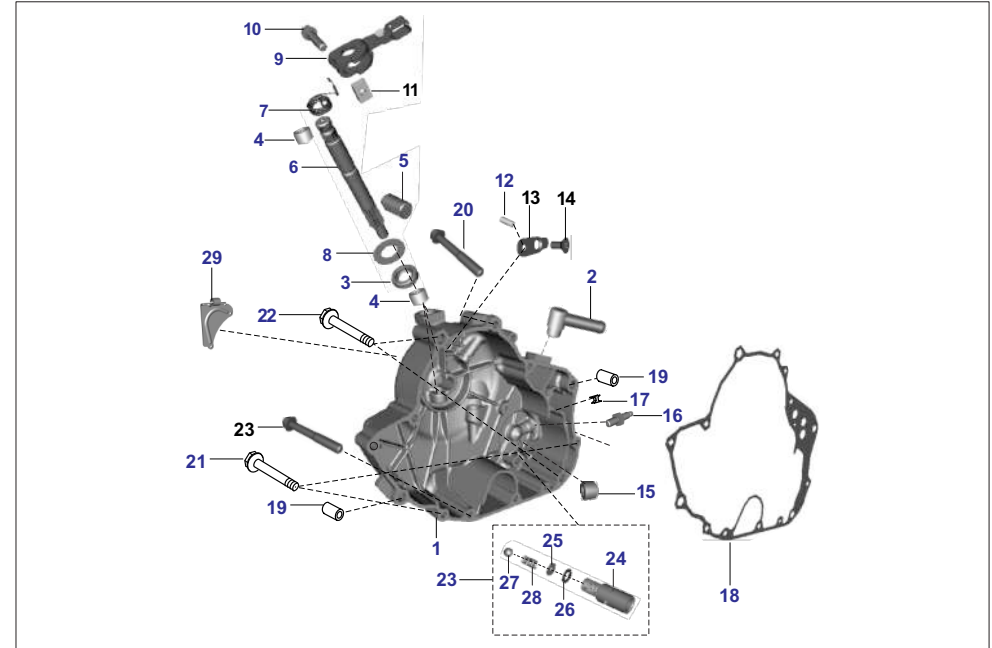
No.	Part No.	Description	RE		Z		XWIDE		C		Remarks
			AF	AM	AZ	RA	AT	AT1	AN		
1	AA121336	Pump assembly - oil	1	1	1	1	1	1	1	1	
2	39101321	'O' ring	2	2	2	2	2	2	2	2	
3	KBBA0635	Screw pan cross	1	1	1	1	1	1	1	1	
4	KBBA0625	Screw pan cross	2	2	2	2	2	2	2	2	
5	JG571024	Strainer assembly	1	1	1	1	1	1	1	1	
6	28101022	Cap - strainer	1	1	1	1	1	1	1	1	
7	LJA00004	Strainer o ring	1	1	1	1	1	1	1	1	
8	39165721	Ring - O	1	1	1	1	1	1	1	1	
9	AN101190	Filter assembly - Oil	1	1	1	1	1	1	1	1	
10	EC541004	Adapter oil filter	1	1	1	1	1	1	1	1	
11	AZ571209	Pipe assembly-banjo	1	1	1	1	1	1	1	1	
12	AN101188	Bolt special, clutch cover	1	1	1	1	1	1	1	1	
13	31121006	Gasket	2	2	2	2	2	2	2	2	
14	DK101236	Bolt special banjo	1	1	1	1	1	1	1	1	
15	DK101237	Washer copper oil cooler	2	2	2	2	2	2	2	2	
16	AA101667	Stick dip -clutch cover	1	1	1	1	1	1	1	1	
17	KJAB1424	O Ring	1	1	1	1	1	1	1	1	
18	39099906	Pin dowel-oil pump	1	1	1	1	1	1	1	1	
19	JA541019	Mesh Strainer	1	1	1	1	1	1	1	1	

PLATE NO. 5 : CLUTCH COVER

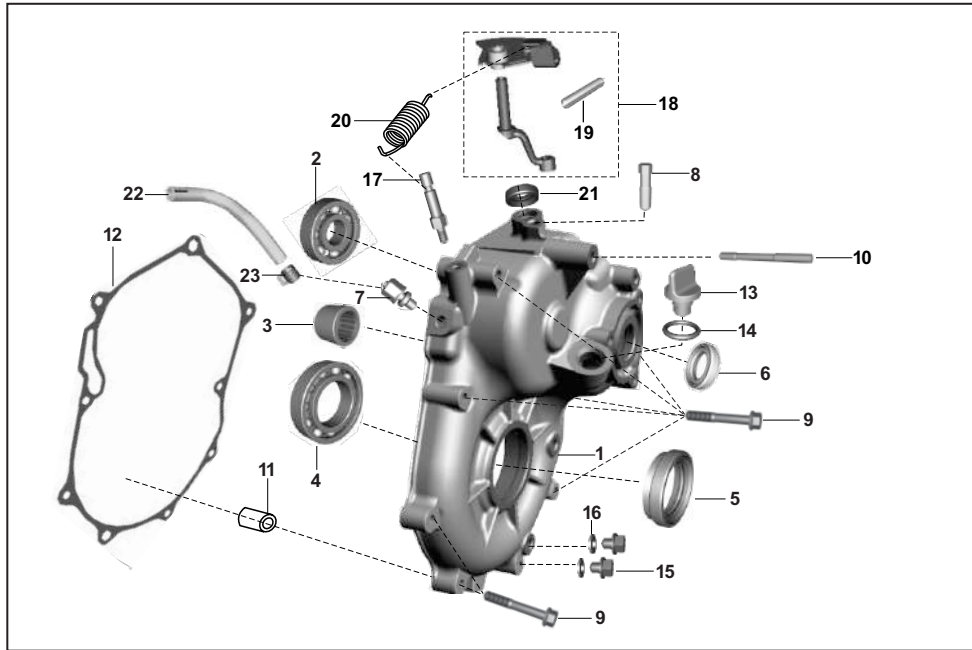


No.	Part No.	Description	RE		Z		XWIDE		C		Remarks
			AF	AM	AZ	RA	AT	AT1	AN		
1	36AZ0084	Kit Clutch Cover	1	1	1	1	1	1	1	1	AZ541217
2	AN101420	Breather pipe	1	1	1	1	1	1	1	1	
3	39104119	Seal oil- Clutch cover	1	1	1	1	1	1	1	1	
4	39199020	Bearing - needle	1	1	1	1	1	1	1	1	
5	DH101141	Rack clutch push	1	1	1	1	1	1	1	1	
6	AZ551001	Shaft clutch release	1	1	1	1	1	1	1	1	
7	AN101376	Spring torsion clutch lever	1	1	1	1	1	1	1	1	
8	JE541213	Washer plain	1	1	1	1	1	1	1	1	
9	DH101180	Lever assembly	1	1	1	1	1	1	1	1	
10	KAED0625	Bolt-flanged-small	1	1	1	1	1	1	1	1	
11	DH101275	Nut - special	1	1	1	1	1	1	1	1	
12	39099206	Dowel	1	1	1	1	1	1	1	1	
13	AN101189	Plate stopper, clutch cover	1	1	1	1	1	1	1	1	
14	LBC00004	Screw csk cross-m6	1	1	1	1	1	1	1	1	
15	DH101361	Plug	1	1	1	1	1	1	1	1	
16	AA101826	Connector -oil supply	1	1	1	1	1	1	1	1	
17	AB101038	Grommet breather	1	1	1	1	1	1	1	1	
18	AN101186	Gasket, clutch cover	1	1	1	1	1	1	1	1	
19	39100006	Hollow dowel pin	2	2	2	2	2	2	2	2	
20	KAED0640	Bolt-flanged-small	5	5	5	5	5	5	5	5	

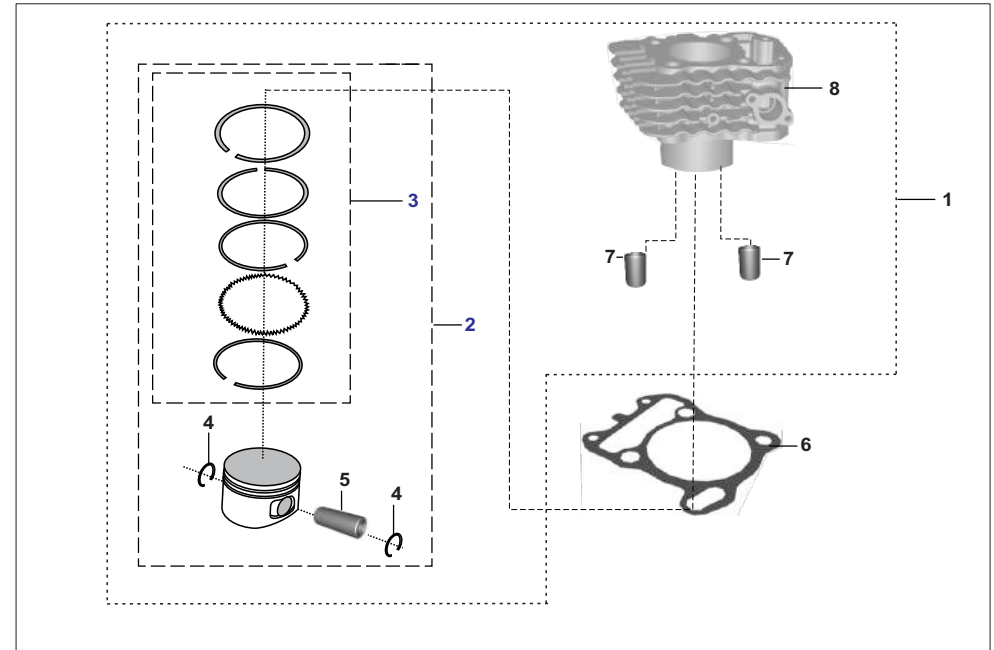
PLATE NO. 5 : CLUTCH COVER



No.	Part No.	Description	RE		Z		XWIDE		C		Remarks
			AF	AM	AZ	RA	AT	AT1	AN		
21	KAED0665	Bolt-flanged-small	4	4	4	4	4	4	4	4	NS
22	39172104	Bolt - flanged	3	3	3	3	3	3	3	3	
23	AA101883	Pressure relief valve assly	1	1	1	1	1	1	1	1	
24	AA101884	Valve pressure relief	1	1	1	1	1	1	1	1	
25	DK101472	Washer pressure relief valve	1	1	1	1	1	1	1	1	
26	39254717	Internal circlip	1	1	1	1	1	1	1	1	
27	KMAA0800	Ball steel	1	1	1	1	1	1	1	1	
28	Dk101449	Spring PRV	1	1	1	1	1	1	1	1	
29	AA101939	Bracket cable clutch	1	1	1	1	1	1	1	1	

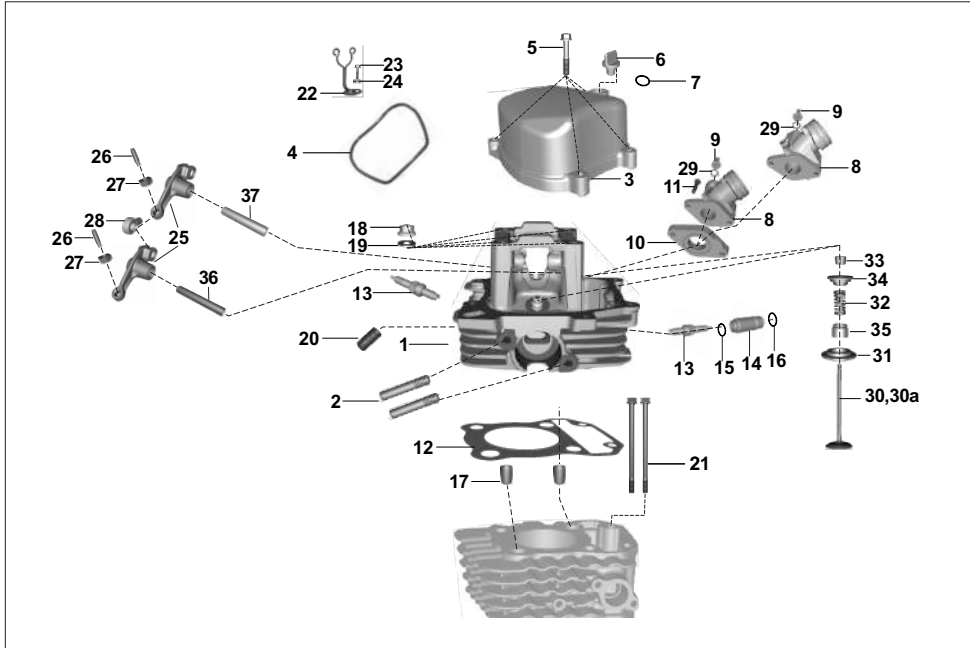


No.	Part No.	Description	RE		Z		XWIDE		C		Remarks
			AF	AM	AZ	RA	AT	AT1	AN		
1	AA102209	Cover differential	1	1	1	1	1	1	1	1	
2	30151039	Bearing - ball	1	1	1	1	1	1	1	1	
3	39143520	Bearing - needle roller	1	1	1	1	1	1	1	1	
4	KPBB6007	Bearing ball C3	1	1	1	1	1	1	1	1	
5	BF551613	Seal oil	1	1	1	1	1	1	1	1	
6	39186919	Seal - oil :- 15 X 24 X 5	1	1	1	1	1	1	1	1	
7	24101069	Breather assly	1	1	-	-	-	-	-	-	
7	24102046	Breather	-	-	1	1	1	1	1	1	
8	LAA00022	Bolt	1	1	1	1	1	1	1	1	
9	LAD00035	Bolt flange m6x1-40l, pre coated	7	7	7	7	7	7	7	7	
10	LAJ00001	Bolt-stud m6, pre coated	1	1	1	1	1	1	1	1	
11	39100006	Pin - hollow dowel	2	2	2	2	2	2	2	2	
12	AA102210	Gasket cover differential	1	1	1	1	1	1	1	1	
13	JG541230	Cap oil filling	1	1	1	1	1	1	1	1	
14	KJAB1424	O Ring	1	1	1	1	1	1	1	1	
15	35101060	Plug - oil	2	2	2	2	2	2	2	2	
16	39158511	Washer - plain	2	2	2	2	2	2	2	2	
17	AA101212	Pin for tension spring	1	1	1	1	1	1	1	1	
18	AA102018	Assly sector comp.rev.control	1	1	1	1	1	1	1	1	
19	KHCA0422	Pin spring	1	1	1	1	1	1	1	1	
20	AN131022	Spring tension	1	1	1	1	1	1	1	1	
21	39104619	Oil seal	1	1	1	1	1	1	1	1	
22	AZ551609	Pipe breather	1	1	-	-	-	-	-	-	
23	AP121074	Clip hose	2	2	2	2	2	2	2	2	



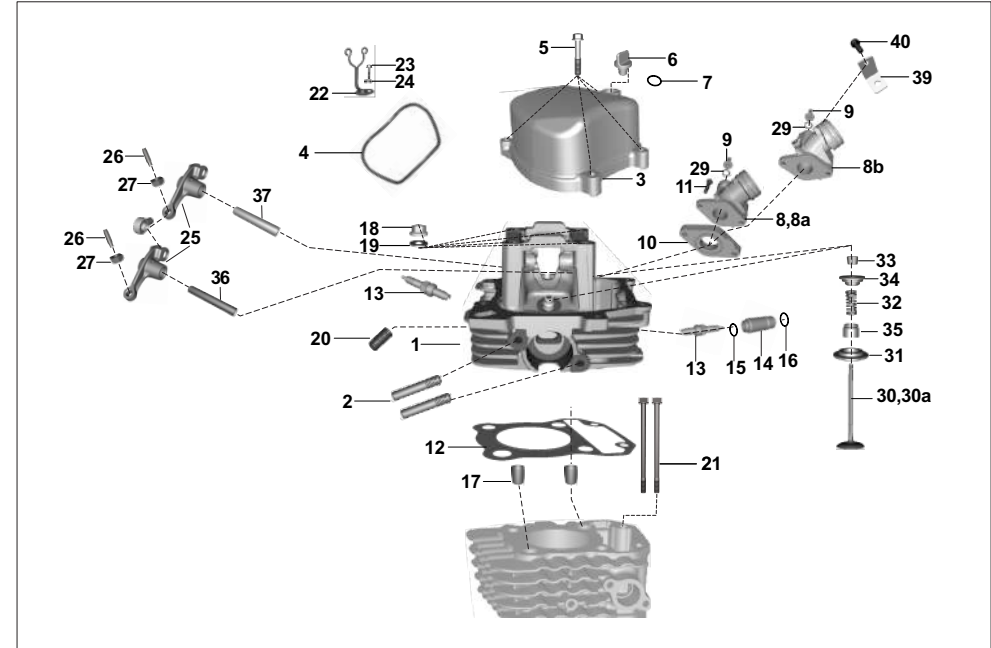
No.	Part No.	Description	RE		Z		XWIDE		C		Remarks
			AF	AM	AZ	RA	AT	AT1	AN		
1	36RA0013	Cyl block piston asly	1	1	1	1	1	1	1	1	RA521200
2	RA521200	Piston assembly	1	1	1	1	1	1	1	1	
3	36AN0034	Kit ring piston	1	1	1	1	1	1	1	1	
4	AA102087	Wire circlip	2	2	2	2	2	2	2	2	
5	BF521217	Pin piston	1	1	1	1	1	1	1	1	
6	AN101135	Gasket cylinder	1	1	1	1	1	1	1	1	
7	39218106	Pin - hollow dowel	2	2	2	2	2	2	2	2	
8	AZ521004	Block cylinder	1	1	1	1	1	1	1	1	

PLATE NO. 8 : CYLINDER HEAD



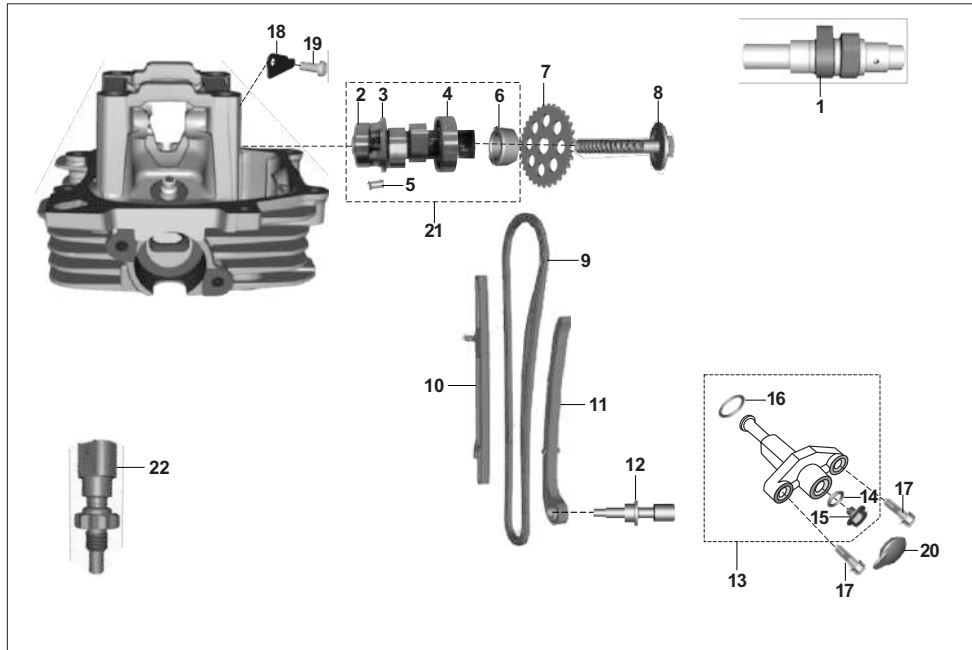
No.	Part No.	Description	RE		Z		XWIDE		C		Remarks
			AF	AM	AZ	RA	AT	AT1	AN		
1	AF101421	Head cylinder	1	1	1	1	1	1	1	1	
2	LAJ00016	Bolt stud-M8	2	2	2	2	2	2	2	2	
3	AN101177	Head cover	1	1	1	1	1	1	1	1	
4	AA101844	Seal head cover	1	1	1	1	1	1	1	1	
5	JV541007	Bolt flanged	4	4	4	4	4	4	4	4	
6	JG541230	Cap oil filling	1	1	1	1	1	1	1	1	
7	KJAB1424	O Ring	1	1	1	1	1	1	1	1	
8	AZ581412	Manifold intake	1	1	-	-	-	-	-	-	
8	AZ581419	Manifold intake	-	-	1	1	1	1	1	1	
9	BF172238	Nozzle gas rail	1	1	1	1	1	1	1	1	
10	AF121550	Insulator for FI	1	1	1	1	1	1	1	1	
11	KAED0630	Bolt-flanged-small	1	1	1	1	1	1	1	1	
12	AZ521003	Gasket -cylinder head	1	1	1	1	1	1	1	1	
13	AA111153	Plug spark with solid post-fmg	2	2	2	2	2	2	2	2	
14	AZ511010	Sleeve spark plug	1	1	1	1	1	1	1	1	
15	KJAC1824	O ring spark plug	1	1	1	1	1	1	1	1	
16	39128321	O ring spark plug	1	1	1	1	1	1	1	1	
17	39218106	Hollow dowel pin	2	2	2	2	2	2	2	2	
18	39105515	Hex nut(cylinder head nut)	4	4	4	4	4	4	4	4	
19	39024811	Washer - plain	4	4	4	4	4	4	4	4	
20	39260801	Screw - grub :- M5 X 0.8 X 7	1	1	1	1	1	1	1	1	

PLATE NO. 8 : CYLINDER HEAD



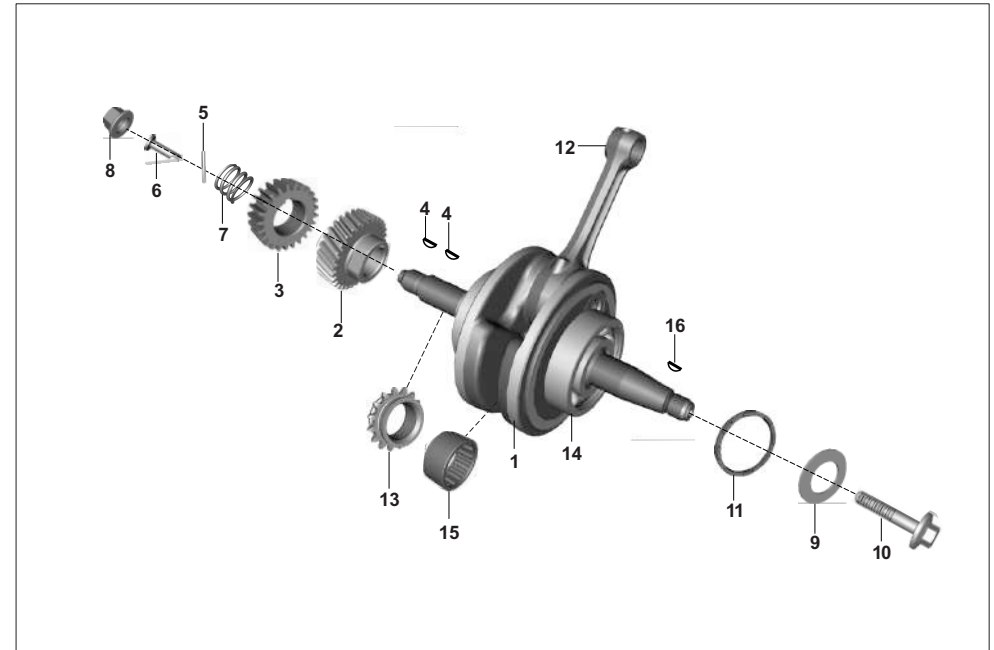
No.	Part No.	Description	RE		Z		XWIDE		C		Remarks
			AF	AM	AZ	RA	AT	AT1	AN		
21	KAED06A5	Bolt flang smal	2	2	2	2	2	2	2	2	
22	AF101192	Hook assembly	-	-	-	-	-	-	-	-	
23	KADF0616	Bolt flanged	-	-	1	1	-	-	-	-	
24	39130911	Plain washer	-	-	1	1	-	-	-	-	
25	JH511207	Assembly rocker arm c101	2	2	2	2	2	2	2	2	
26	JL511227	Screw tappet	1	1	1	1	1	1	1	1	
27	39097315	Nut - hexagon :- m5 x 0.5	2	2	2	2	2	2	2	2	
29	BF172146	O-Ring cng rail	1	1	1	1	1	1	1	1	
30	36RA0015	Kit_ valve	1	1	1	1	1	1	1	1	Fr 04.02.21 BF
30	RA511204	Valve Intake	1	1	1	1	1	1	1	1	
31	39103519	Seal - oil	2	2	2	2	2	2	2	2	
32	AA101875	Spring for engine valve	2	2	2	2	2	2	2	2	
33	31101019	Collet	4	4	4	4	4	4	4	4	
34	31101018	Retainer - valve spring	2	2	2	2	2	2	2	2	
35	28101129	Spring - seat	2	2	2	2	2	2	2	2	
36	AZ511207	Shaft rocker arm intake	1	1	1	1	1	1	1	1	
37	AA511208	Shaft rocker arm exhaust	1	1	1	1	1	1	1	1	
39	AA161290	Bracket harness clamp	1	1	1	1	1	1	1	1	
40	KAED0510	Bolt-flanged-small	1	1	1	1	1	1	1	1	
41	36AF0065	Assly cyl. Head valve BS6 BF	1	1	1	1	1	1	1	1	

PLATE NO. 9 : CAM SHAFT AND CHAIN TENSIONER



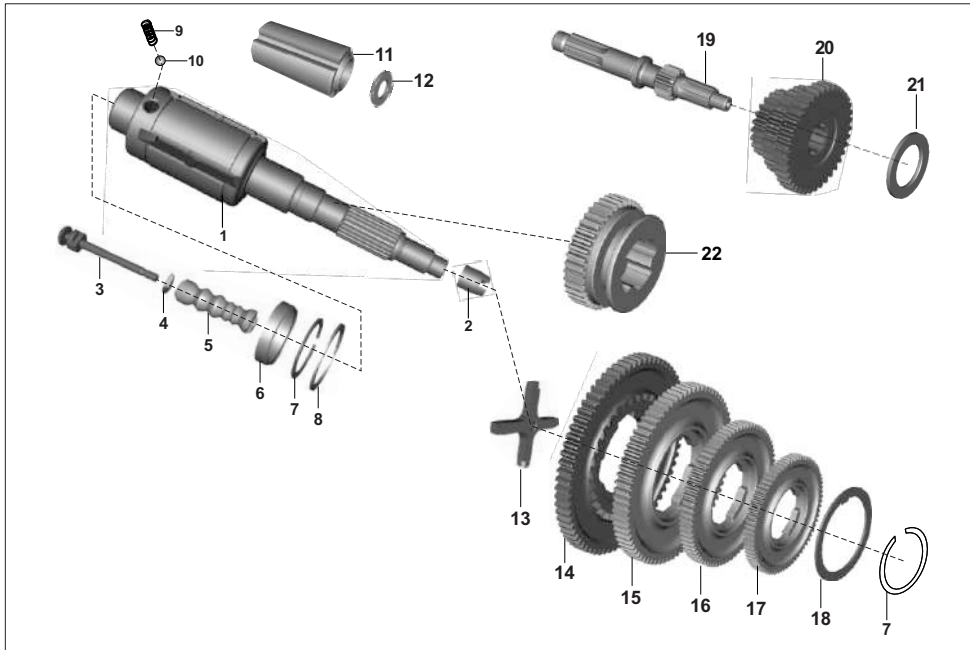
No.	Part No.	Description	RE		Z		XWIDE		C		Remarks
			AF	AM	AZ	RA	AT	AT1	AN		
1	RA511201	Camshaft	1	1	1	1	1	1	1	1	NS Alt-RA511200
2	39188020	Bearing - Ball :- 15 X 32 X 9	1	1	1	1	1	1	1	1	
3	AN101323	Decomp. Assembly	1	1	1	1	1	1	1	1	
4	JC101086	Bearing - Ball	1	1	1	1	1	1	1	1	
5	KHDA0306	Pin dowel	1	1	1	1	1	1	1	1	
6	AA101814	Collar - cam sprocket	1	1	1	1	1	1	1	1	
7	PF511258	Sprocket camshaft	1	1	1	1	1	1	1	1	
7	AM101173	Sprocket camshaft	1	1	1	1	1	1	1	1	From 24.12.21
8	AN101182	Bolt socket head	1	1	1	1	1	1	1	1	
9	RA511202	Chain cam	1	1	1	1	1	1	1	1	
9	AM101174	Chain cam	1	1	1	1	1	1	1	1	From 24.12.21
10	RA511001	Guide chain slack side	1	1	1	1	1	1	1	1	
10	AM101172	Guide chain slack side	1	1	1	1	1	1	1	1	Fr.04.01.22
11	RA511002	Guide chain tight side	1	1	1	1	1	1	1	1	
11	AM101171	Guide chain tight side	1	1	1	1	1	1	1	1	From 24.12.21
12	AN101250	Pin guide chain	1	1	1	1	1	1	1	1	
13	DS101277	Tensioner assly with O ring	1	1	1	1	1	1	1	1	from 03.02.20
14	39179021	'O' ring	1	1	1	1	1	1	1	1	
15	DD101062	Bolt flange M6X1-L10	1	1	1	1	1	1	1	1	
16	39101421	Ring - O	1	1	1	1	1	1	1	1	
17	KAED0625	Bolt-flanged-small	2	2	2	2	2	2	2	2	
18	AN101147	Plate stopper	1	1	1	1	1	1	1	1	
19	DX101074	Screw pan cross m6 precoated	1	1	1	1	1	1	1	1	
20	GF101139	Grommet	1	1	1	1	1	1	1	1	
20	AF101521	Grommet-SM	1	1	1	1	1	1	1	1	
21	RA511200	Camshaft assly	1	1	1	1	1	1	1	1	
22	JE351407	Sensor temperature engine	1	1	1	1	1	1	1	1	

PLATE NO. 10: CRANK SHAFT



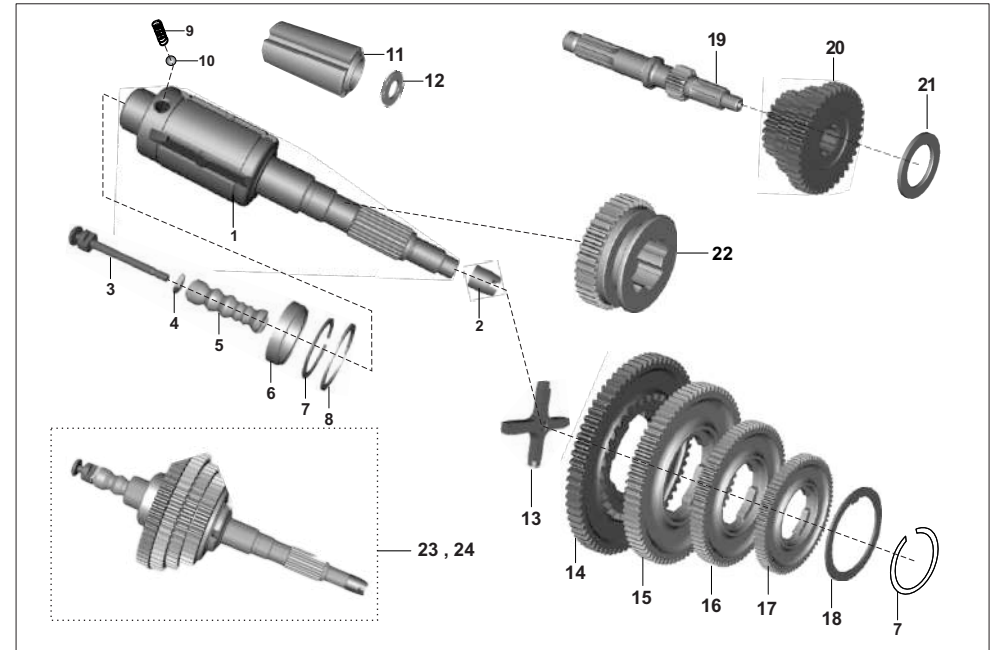
No.	Part No.	Description	RE		Z		XWIDE		C		Remarks
			AF	AM	AZ	RA	AT	AT1	AN		
1	AT531007	Crankshaft assembly	1	1	1	1	1	1	1	1	
1	AM101169	Crankshaft assembly	1	1	1	1	1	1	1	1	From 24.12.21
2	AF101465	Pinion primary	1	1	-	-	-	-	-	-	from 29.01.21
2	AZ551217	Pinion primary	-	-	1	1	1	1	1	1	from 29.01.21
3	AA101424	Oil pump drive gear	1	1	1	1	1	1	1	1	
4	31101173	Key woodruff	2	2	2	2	2	2	2	2	Alt- KFAB4050
4	KFAB4050	Key woodruff-SM	2	2	2	2	2	2	2	2	
5	39192707	Roller pin	1	1	1	1	1	1	1	1	
6	AA101138	Plunger oil	1	1	1	1	1	1	1	1	
7	AA101139	Spring plunger	1	1	1	1	1	1	1	1	
8	39188515	Nut	1	1	1	1	1	1	1	1	
9	LDB00047	Washer plain	1	1	1	1	1	1	1	1	
10	LAD00124	Bolt flange	1	1	1	1	1	1	1	1	
11	DK101097	Damper spring	1	1	1	1	1	1	1	1	
12	36AZ0049	Kit_connecting rod- AZ531003	1	1	1	1	1	1	1	1	
13	AT531008	Sprocket crankshaft BF	1	1	1	1	1	1	1	1	from 29.01.21
13	AM101170	Sprocket crankshaft BF	1	1	1	1	1	1	1	1	from 21.12.21
14	39193120	Bearing - Ball	2	2	2	2	2	2	2	2	
15	39215320	Needle roller bearing	1	1	1	1	1	1	1	1	
16	31101173	Key wood ruff	1	1	1	1	1	1	1	1	
16	KFAB4050	Key woodruff-SM	1	1	1	1	1	1	1	1	

PLATE NO. 11: MAIN SHAFT

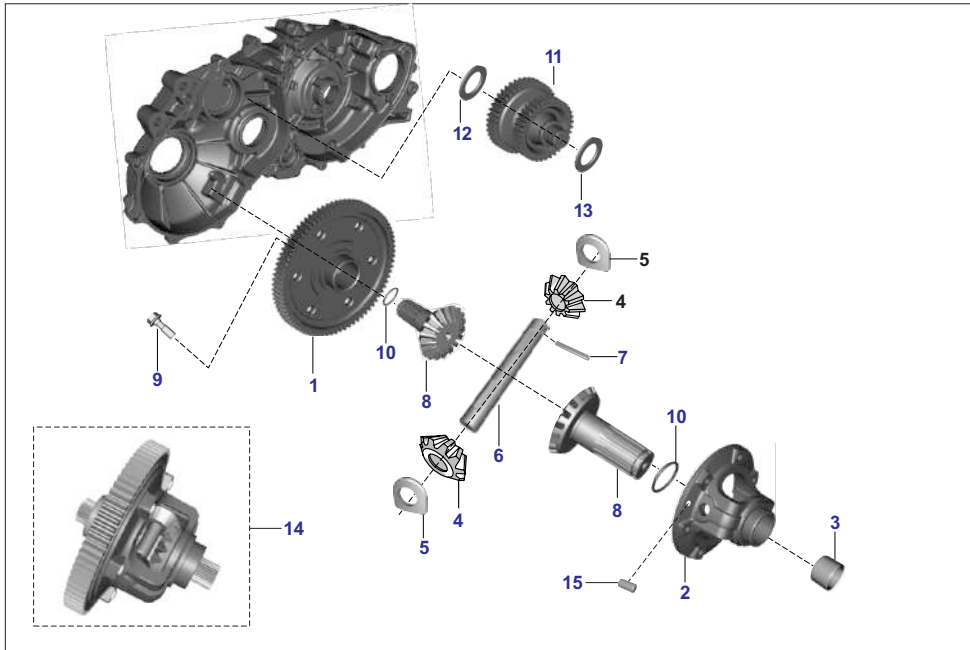


No.	Part No.	Description	RE		Z		XWIDE		C		Remarks
			AF	AM	AZ	RA	AT	AT1	AN		
1	AZ551003	Shaft main	1	1	1	1	1	1	1	1	
2	AA101295	Drive bush	1	1	1	1	1	1	1	1	
3	AA101868	Guide stem	1	1	1	1	1	1	1	1	
4	BA132045	Washer - tab	1	1	1	1	1	1	1	1	
5	AA102164	Selector gear	1	1	1	1	1	1	1	1	
6	AA101061	Cup gear shifter	1	1	1	1	1	1	1	1	
7	21100711	Circlip	2	2	2	2	2	2	2	2	
8	01100711	Shoulder ring No. 1	1	1	1	1	1	1	1	1	
8	01100712	Shoulder ring 2	1	1	1	1	1	1	1	1	
8	01100713	Shoulder ring 3	1	1	1	1	1	1	1	1	
8	01100714	Shoulder ring 4	1	1	1	1	1	1	1	1	
8	01100715	Ring shoulder no. 5	1	1	1	1	1	1	1	1	NS
9	AA102163	Spring	2	2	2	2	2	2	2	2	
10	KMAA1000	Steel ball	2	2	2	2	2	2	2	2	
11	AN101198	Sleeve, main shaft	1	1	1	1	1	1	1	1	
12	AN101200	Spacer, sleeve	1	1	1	1	1	1	1	1	
13	AB101067	CROSS	1	1	1	1	1	1	1	1	
14	AN101379	Gear speed first	-	-	1	1	1	1	1	1	
14	AA102406	Gear speed first	1	1	-	-	-	-	-	-	

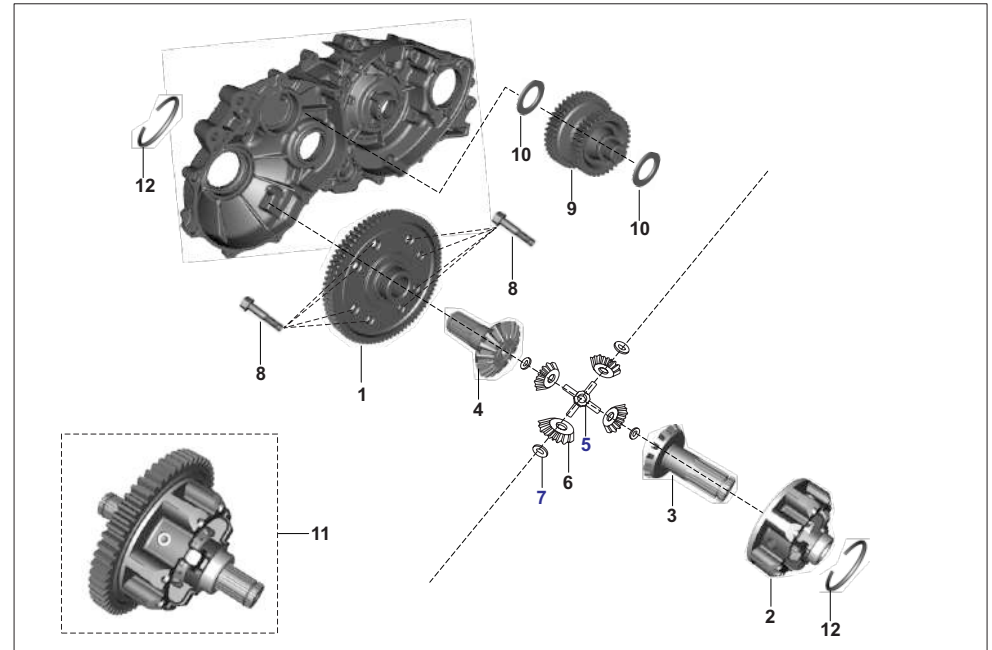
PLATE NO. 11: MAIN SHAFT



No.	Part No.	Description	RE		Z		XWIDE		C		Remarks
			AF	AM	AZ	RA	AT	AT1	AN		
15	AZ551211	Gear speed second	-	-	1	1	1	1	1	1	
15	AF101440	Gear speed second	1	1	-	-	-	-	-	-	
16	AZ551212	Gear speed third	-	-	1	1	1	1	1	1	
16	AF101441	Gear speed third	1	1	-	-	-	-	-	-	
17	AZ551213	Gear speed-fourth	1	1	1	1	1	1	1	1	
18	15101171	Ring -spacer	1	1	1	1	1	1	1	1	
19	AN101339	Shaft multiple gear	1	1	1	1	1	1	1	1	
20	AZ551210	Gear multiple	-	-	1	1	1	1	1	1	
20	AF101442	Gear multiple	1	1	-	-	-	-	-	-	
21	AN101347	Washer thrust	1	1	1	1	1	1	1	1	
22	AF101209	Gear reverse	1	1	-	-	-	-	-	-	
22	AZ551603	Gear reverse control	-	-	1	1	-	-	-	-	
22	AN101437	Gear reverse	-	-	-	-	1	1	1	1	
23	AZ551002	Shaft assembly main	-	-	1	1	1	1	1	1	
24	AF101439	Shaft assembly main BF	1	1	-	-	-	-	-	-	NS

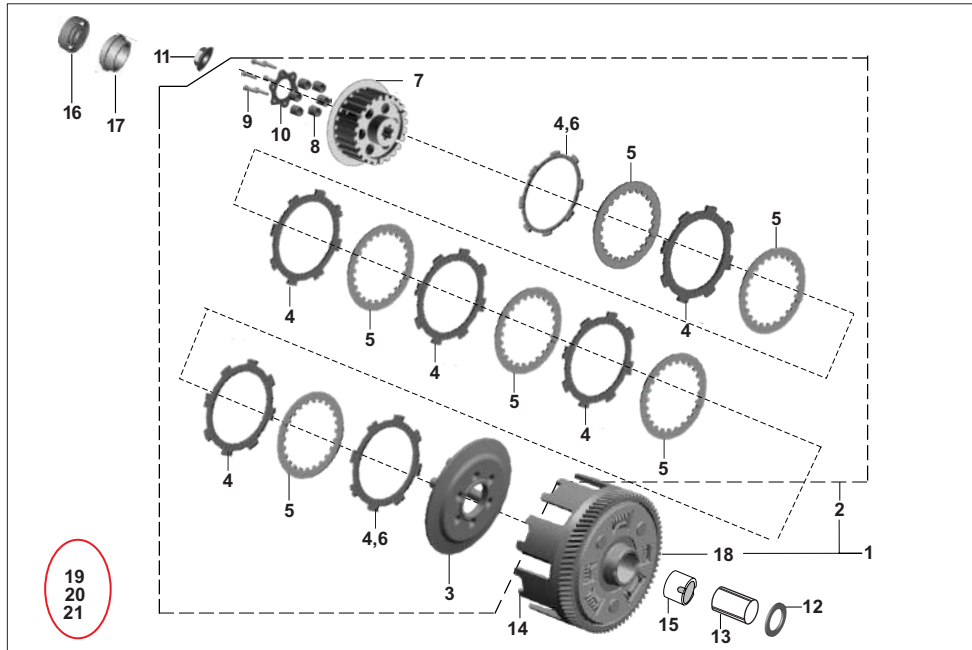


No.	Part No.	Description	RE		Z		XWIDE		C		Remarks
			AF	AM	AZ	RA	AT	AT1	AN		
1	AM101108	Gear differential	1	1	-	-	-	-	-	-	
1	AA102434	Gear differential-SM	1	1	-	-	-	-	-	-	FR.30.03.21
2	AA131033	Housing assly - satellite gear	1	1	-	-	-	-	-	-	
2	AA131033	Housing assly - satellite gear-SM	1	1	-	-	-	-	-	-	FR.30.03.21
3	24130111	Bush - bevel gear housing	1	1	-	-	-	-	-	-	
4	AL131058	Gear - satellite	2	2	-	-	-	-	-	-	
4	AA102435	Gear - satellite-SM	2	2	-	-	-	-	-	-	FR.30.03.21
5	22131014	Spacer	2	2	-	-	-	-	-	-	
6	24131032	Pin - bevel gear	1	1	-	-	-	-	-	-	
7	KHCA0432	Pin spring-dia. 4.4XL 32	1	1	-	-	-	-	-	-	
8	24131009	Gear - bevel	2	2	-	-	-	-	-	-	
8	AA102438	Gear - bevel-SM	2	2	-	-	-	-	-	-	FR.30.03.21
9	LAD00180	Bolt flange	6	6	-	-	-	-	-	-	
10	DK101352	O-ring sprocket collar(17.5*1.5)	2	2	-	-	-	-	-	-	
11	AF101208	Gear idler	1	1	-	-	-	-	-	-	
12	AA101058	Washer - thrust :- idler	1	1	-	-	-	-	-	-	
13	AA101055	Washer- thrust:- guide bush side	1	1	-	-	-	-	-	-	
14	AM101107	Differential gear	1	1	-	-	-	-	-	-	
14	AA102432	Differential gear-SM	1	1	-	-	-	-	-	-	FR.30.03.21
15	LHD00005	Pin dowel-dia. 8XL 16	1	1	-	-	-	-	-	-	



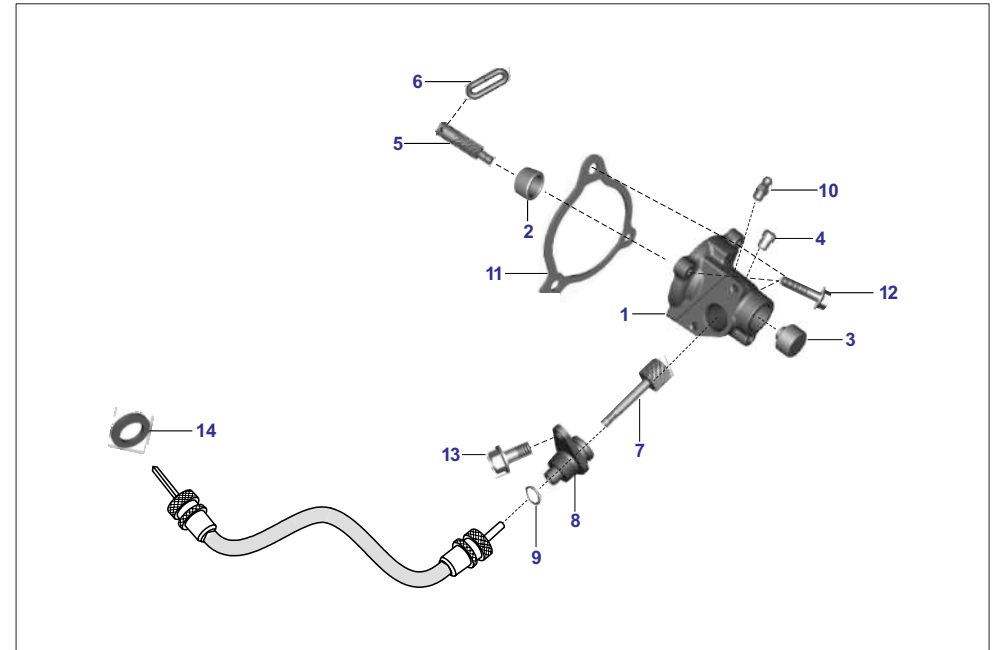
No.	Part No.	Description	RE		Z		XWIDE		C		Remarks
			AF	AM	AZ	RA	AT	AT1	AN		
1	AZ551602	Gear differential	-	-	1	1	-	-	-	-	
1	AN101438	Gear differential (M 2.5)	-	-	-	-	1	1	1	1	
2	AN101406	Housing assembly gear satellite	-	-	1	1	1	1	1	1	
3	AN101434	Gear bevel sg. Hsg. Side	-	-	1	1	1	1	1	1	
4	AN101435	Gear bevel diff. Gear side	-	-	1	1	1	1	1	1	
5	AL131055	Cross - differential	-	-	1	1	1	1	1	1	
6	AL131058	Gear - satellite	-	-	4	4	4	4	4	4	
7	22131014	Spacer	-	-	4	4	4	4	4	4	
8	AN131018	Bolt diffeerential pre-coating	-	-	8	8	8	8	8	8	
9	AZ551604	Gear idler	-	-	1	1	-	-	-	-	
9	AN101436	Gear idler (M 2.5)	-	-	-	-	1	1	1	1	
10	AA101058	Washer - thrust :- idler	-	-	2	2	2	2	2	2	
11	AZ551605	Gear asssembly differential	-	-	1	1	-	-	-	-	
11	AZ551606	Gear asssembly differential	-	-	-	-	1	1	1	1	
12	BH551800	Clip lock drive shaft	-	-	2	2	2	2	2	2	

PLATE NO. 14 : CLUTCH COMPLETE



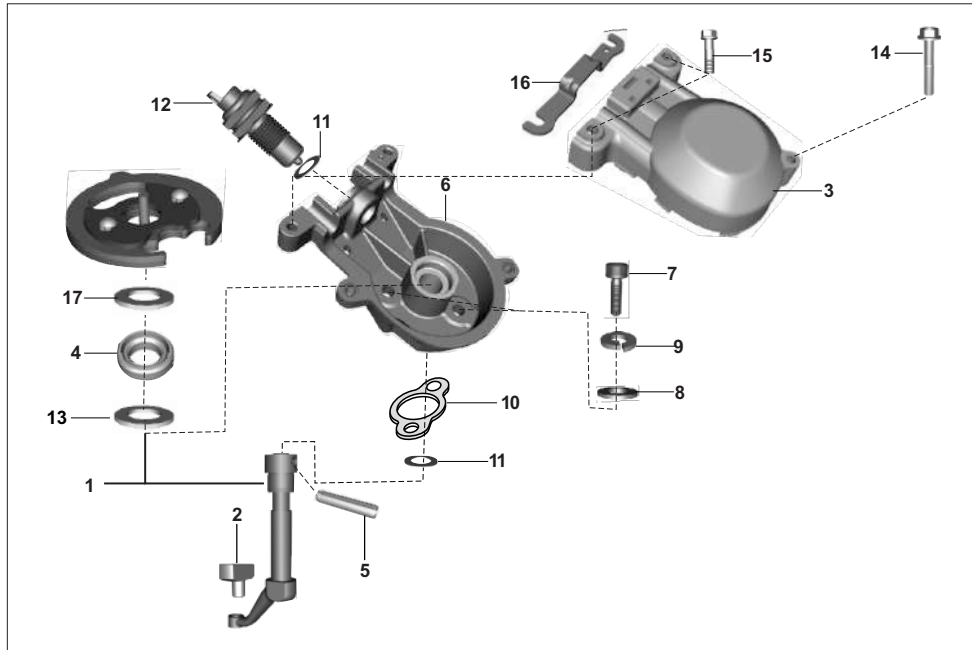
No.	Part No.	Description	RE		Z		XWIDE		C		Remarks
			AF	AM	AZ	RA	AT	AT1	AN		
1	AF101147	Clutch assembly	1	1	-	-	-	-	-	-	NS
1	AN101488	Clutch assembly	-	-	1	1	1	1	1	1	
2	AA102162	Plate assembly-clutch	1	1	1	1	1	1	1	1	
3	AA101471	Wheel clutch	1	1	1	1	1	1	1	1	
4	36RA0002	Friction plate kit- 236	1	1	1	1	1	1	1	1	
5	AA101472	Plate - clutch	6	6	6	6	6	6	6	6	
6	AN101490	Plate friction outer	2	2	2	2	2	2	2	2	
7	AA102166	Hub clutch	1	1	1	1	1	1	1	1	
8	AA102165	Spring clutch	6	6	6	6	6	6	6	6	
9	KAAD0525	Bolt	6	6	6	6	6	6	6	6	
10	AA101474	Holder - clutch	1	1	1	1	1	1	1	1	
11	39193815	Nut - hexagon with flange :- M16	1	1	1	1	1	1	1	1	
12	39200811	Washer - plain	1	1	1	1	1	1	1	1	
13	AA101213	Collar	1	1	1	1	1	1	1	1	
14	AA101207	Housing clutch	1	1	1	1	1	1	1	1	
15	AA101009	Bush - gear primary	1	1	1	1	1	1	1	1	
16	DH101795	Clutch lifter bearing	1	1	1	1	1	1	1	1	
17	AN101361	Plate holder	1	1	1	1	1	1	1	1	
18	AF101148	Housing assembly clutch	1	1	-	-	-	-	-	-	
18	AN101489	Housing assembly clutch	-	-	1	1	1	1	1	1	
19	31101141	Spring -beleville	1	1	1	1	1	1	1	1	
20	39105711	Plain Washer	1	1	1	1	1	1	1	1	
21	Aa101142	Holder -clutch	1	1	1	1	1	1	1	1	

PLATE NO. 15 : FARE METER DRIVE UNIT



No.	Part No.	Description	RE		Z		XWIDE		C		Remarks
			AF	AM	AZ	RA	AT	AT1	AN		
1	AA101745	Housing -faremeter	1	1	1	1	1	1	1	1	
2	24131007	Bush	1	1	1	1	1	1	1	1	
3	24131008	Plug	1	1	1	1	1	1	1	1	
4	3170109	Pin	1	1	1	1	1	1	1	1	
5	AA101750	Assembly pinion-faremeter	1	1	1	1	1	1	1	1	
6	24131003	Wire	1	1	1	1	1	1	1	1	
7	AZ552604	Gear - fare meter	1	1	1	1	1	1	1	1	
8	AA101742	Bush -faremeter	1	1	1	1	1	1	1	1	
9	39158721	Ring - o	1	1	1	1	1	1	1	1	
10	23161305	Nipple - grease	1	1	1	1	1	1	1	1	
11	AA131004	Gasket - faremeter housing	1	1	1	1	1	1	1	1	
12	KADA0512	Bolt flanged	3	3	3	3	3	3	3	3	
13	KADA0512	Bolt flanged m5 I12	1	1	1	1	1	1	1	1	
14	AA101747	Seal rubber-faremeter	1	1	1	1	1	1	1	1	

PLATE NO. 16 : GEAR SHIFTER



No.	Part No.	Description	RE		Z		XWIDE		C		Remarks
			AF	AM	AZ	RA	AT	AT1	AN		
1	AA101736	Sector with lever	1	1	1	1	1	1	1	1	
2	BA132141	Slider block	1	1	1	1	1	1	1	1	
3	AA102167	Cover assembly-gear shifter	1	1	1	1	1	1	1	1	
4	39104619	Seal oil	1	1	1	1	1	1	1	1	
5	KHCA0422	Pin spring	1	1	1	1	1	1	1	1	
6	AA101819	Flange assy gear shifter	1	1	1	1	1	1	1	1	
7	LAC00026	Bolt socket	2	2	2	2	2	2	2	2	
8	LDB00084	Washer plain	2	2	2	2	2	2	2	2	FR.29.01.21
9	KDDB0612	Washer spring thin	2	2	2	2	2	2	2	2	
10	AA101084	Gasket sector flange	1	1	1	1	1	1	1	1	
11	39080411	Plain washer	2	2	2	2	2	2	2	2	
12	AP111023	Switch neutral	1	1	1	1	1	1	1	1	
13	DG181053	Washer	1	1	1	1	1	1	1	1	
14	KADD0530	Bolt flanged	1	1	1	1	1	1	1	1	
15	KADC0516	Bolt flanged	2	2	2	2	2	2	2	2	
16	AA101665	Bracket fix end cable guide	1	1	1	1	1	1	1	1	
17	LDB00035	Washer plain	1	1	1	1	1	1	1	1	

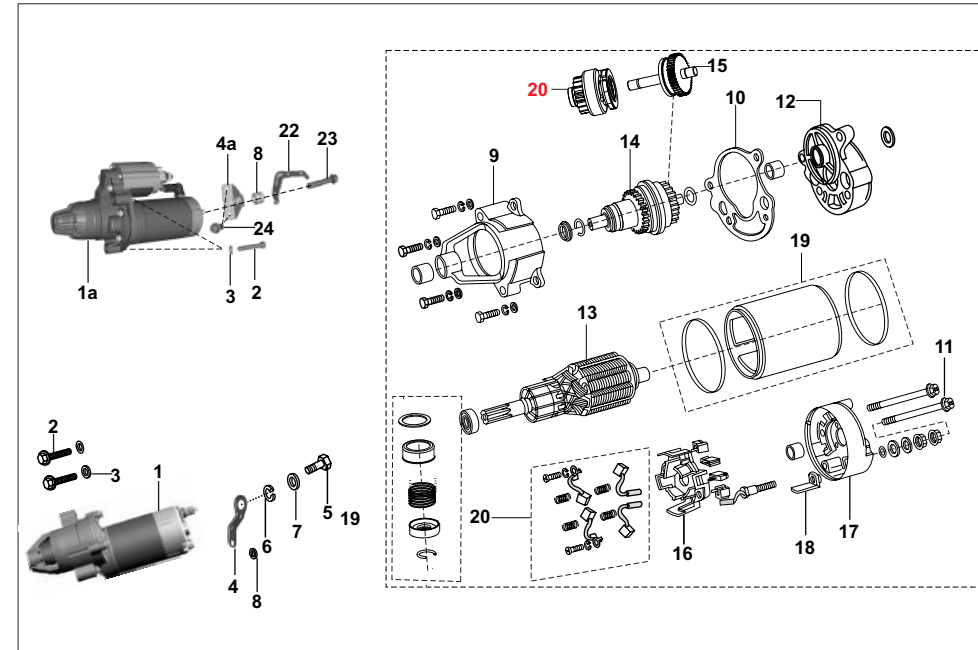
19

AF - RE CNG
AM - RE LPG

AZ - Maxima Z CNG
RA - Maxima ZLPG

AT - Maxima XWIDE CNG
AT1 - Maxima XWIDE LPG
AN - Maxima C CNG

PLATE NO. 17: STARTER MOTOR



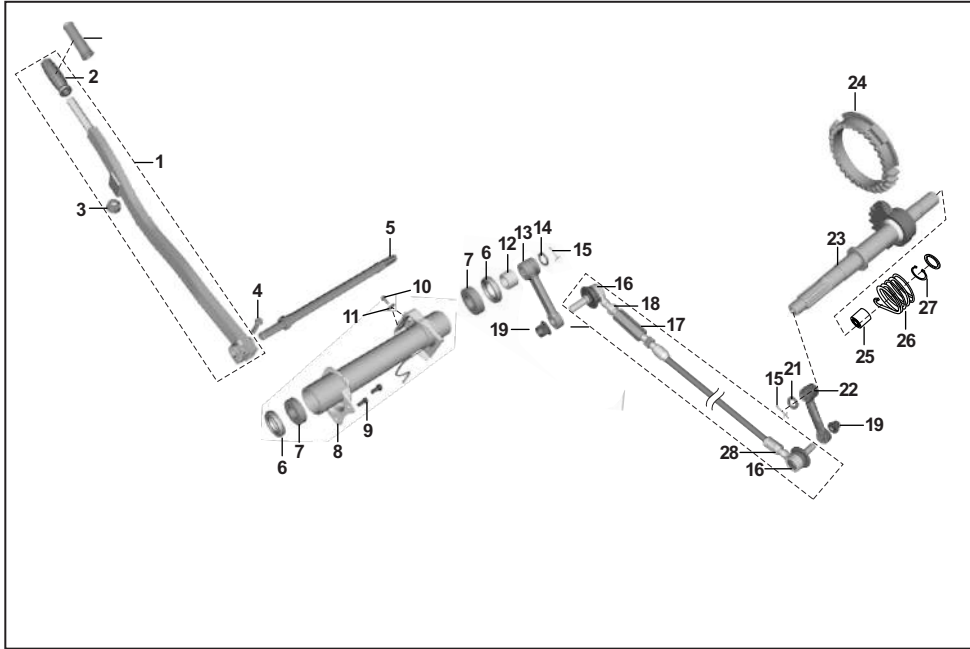
No.	Part No.	Description	RE		Z		XWIDE		C		Remarks
			AF	AM	AZ	RA	AT	AT1	AN		
1	AF111021	Starter motor assy complete	1	1	1	1	1	1	1	1	
1a	AA111205	Starter motor - Varroc	1	1	1	1	1	1	1	1	FR. 29.01.21
2	KACC0835	Socket bolt -Motor mtg	2	2	2	2	2	2	2	2	
2	KACA0845	Socket bolt -Motor mtg	2	2	2	2	2	2	2	2	FR. 29.01.21
3	39020011	Plain washer	2	2	2	2	2	2	2	2	
4	AA111067	Support bracket assly	1	1	1	1	1	1	1	1	
4a	AF101473	Bracket Motor Starter-SM	1	1	1	1	1	1	1	1	FR. 29.01.21
4b	AF101548	Bracket-SM	1	1	1	1	1	1	1	1	
5	KAED0620	Bolt-flanged-small	3	3	3	3	3	3	3	3	
6	KDDB0612	Washer spring thin	1	1	1	1	1	1	1	1	
7	LDB00019	Washer plain	1	1	1	1	1	1	1	1	
8	AA111049	Grommet for SM bracket.	1	1	1	1	1	1	1	1	
8	AF111080	Grommet	1	1	1	1	1	1	1	1	FR. 29.01.21
9	AF111023	Fixing bracket assly (2 bolt)	1	1	1	1	1	1	1	1	
10	AA111118	Gasket	1	1	1	1	1	1	1	1	
11	AA111117	Tie bolt	2	2	2	2	2	2	2	2	
12	AA111081	Intermediate bracket Assly	1	1	1	1	1	1	1	1	
13	AA111082	Armature assly.	1	1	1	1	1	1	1	1	
14	AA111094	Gear shaft assly(exend casting)	1	1	1	1	1	1	1	1	
15	AA111095	Gear shaft unit(exend casting)	1	1	1	1	1	1	1	1	
16	AA111085	Brush box assly.	1	1	1	1	1	1	1	1	
17	AA111080	Bracket end cover assly	1	1	1	1	1	1	1	1	
18	36AA4018	Kit_ stater motor spring	1	1	1	1	1	1	1	1	
19	AB111107	Yoke & magnet assly kit	1	1	1	1	1	1	1	1	
20	AA111079	Cover assembly-end cover	1	1	1	1	1	1	1	1	
21	36AA4029	Kit Bendix (Hub drive assly)	1	1	1	1	1	1	1	1	

AF - RE CNG
AM - RE LPG

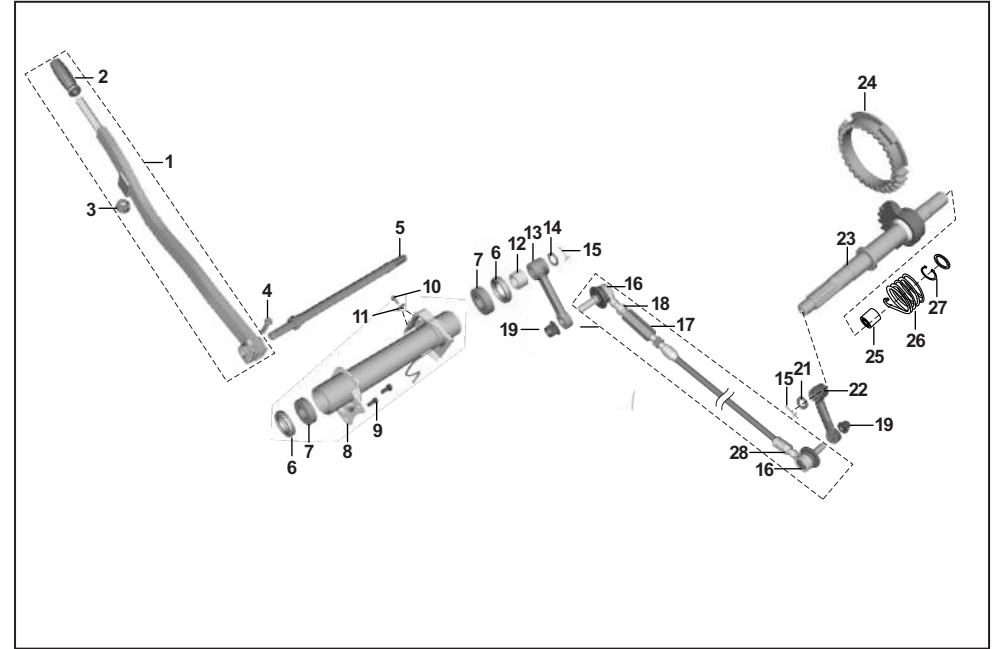
AZ - Maxima Z CNG
RA - Maxima ZLPG

AT - Maxima XWIDE CNG
AT1 - Maxima XWIDE LPG
AN - Maxima C CNG

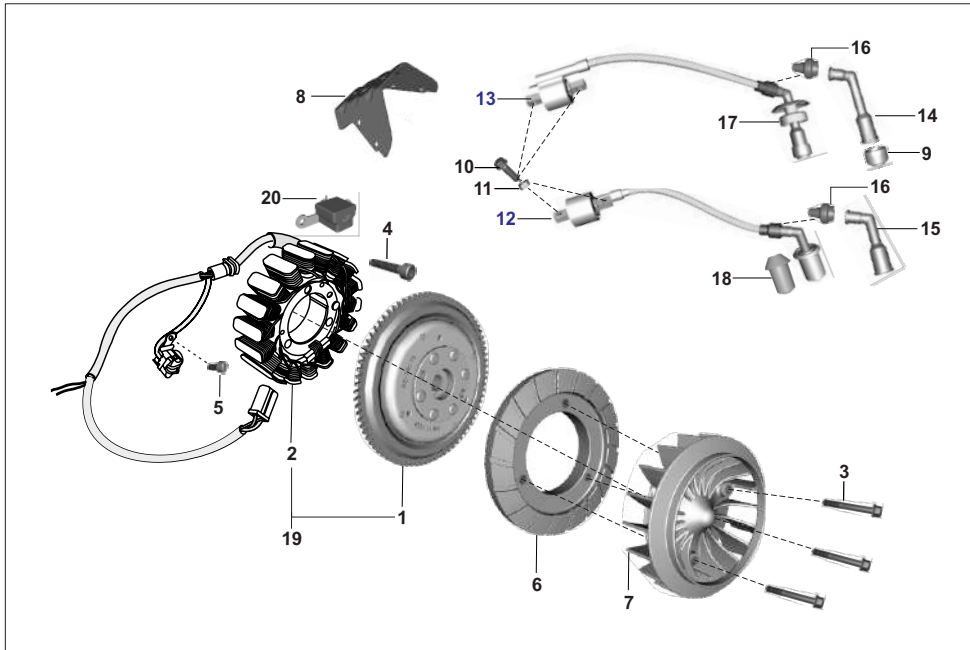
20



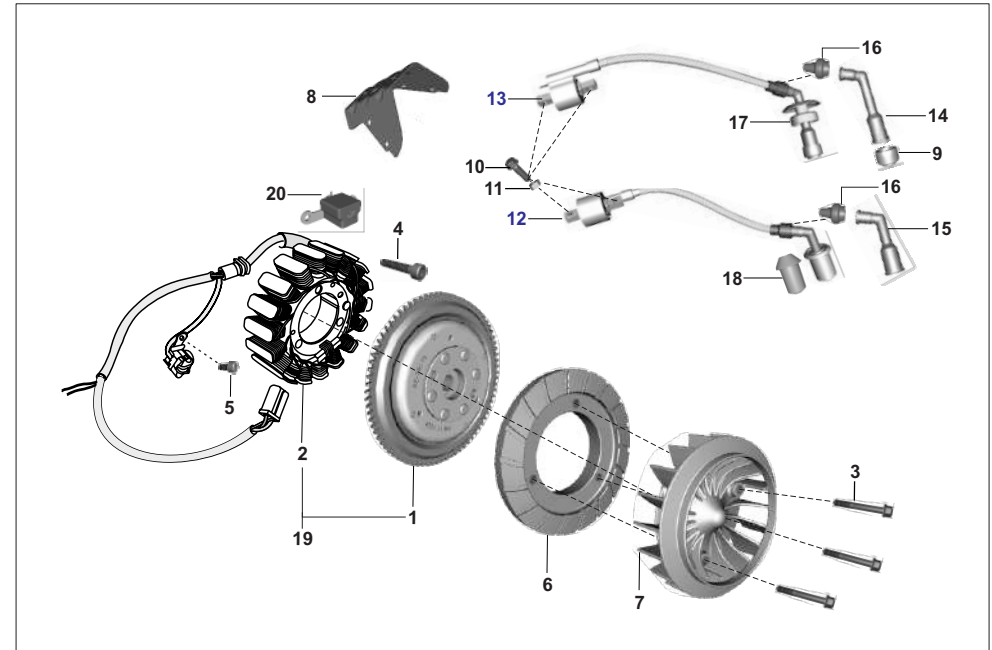
No.	Part No.	Description	RE		Z		XWIDE		C		Remarks
			AF	AM	AZ	RA	AT	AT1	AN		
1	AA102281	Assembly handle starting	1	1	-	-	-	-	-	-	
2	AA102370	Grip handle starting	1	1	-	-	-	-	-	-	
3	DG161124	Damper	1	1	-	-	-	-	-	-	
4	KAAA0830	Bolt	1	1	-	-	-	-	-	-	
5	AA102363	Shaft kick	1	1	-	-	-	-	-	-	
6	39173719	Oil seal 26x42x8	2	2	-	-	-	-	-	-	
7	KPBC6004	Bearing-ball-c3 clearance	2	2	-	-	-	-	-	-	
8	AA102364	Tube assembly	1	1	-	-	-	-	-	-	
8	AA102446	Tube assembly-SM	1	1	-	-	-	-	-	-	Fr. 14.09.21
9	KAED0614	Bolt-flanged-small	3	3	-	-	-	-	-	-	
10	KADD0618	Bolt flanged	2	2	-	-	-	-	-	-	
11	LDB00015	Washer plain	2	2	-	-	-	-	-	-	
12	AA102301	Spacer	1	1	-	-	-	-	-	-	
13	AA102344	Lever starting front	1	1	-	-	-	-	-	-	
14	24101414	Washer	1	1	-	-	-	-	-	-	
15	KHAA2025	Pin cotter	3	3	-	-	-	-	-	-	
16	AA102350	Joint ball	2	2	-	-	-	-	-	-	
17	AA102351	Connector	1	1	-	-	-	-	-	-	
18	LCA00025	Nut hex m12x1.25 lh	2	2	-	-	-	-	-	-	
19	KCKA1216	Nut nyloc flanged	2	2	-	-	-	-	-	-	



No.	Part No.	Description	RE		Z		XWIDE		C		Remarks
			AF	AM	AZ	RA	AT	AT1	AN		
20	AA102347	Tube assembly connecting	1	1	-	-	-	-	-	-	
21	39024011	Washer plain	1	1	-	-	-	-	-	-	
22	AA102345	Lever starting engine	1	1	-	-	-	-	-	-	
23	AA102277	Gear assembly sector	1	1	-	-	-	-	-	-	
24	AA101122	Gear - starter MF	1	1	-	-	-	-	-	-	
24	AA102411	Gear starter BF	1	1	-	-	-	-	-	-	FR.30.03.21
25	AA101215	Guide - spring	1	1	-	-	-	-	-	-	
26	AA101209	Spring - torsional	1	1	-	-	-	-	-	-	
27	30101053	Circlip	1	1	-	-	-	-	-	-	
28	KCAA1210	Nut hex thick	1	1	-	-	-	-	-	-	-

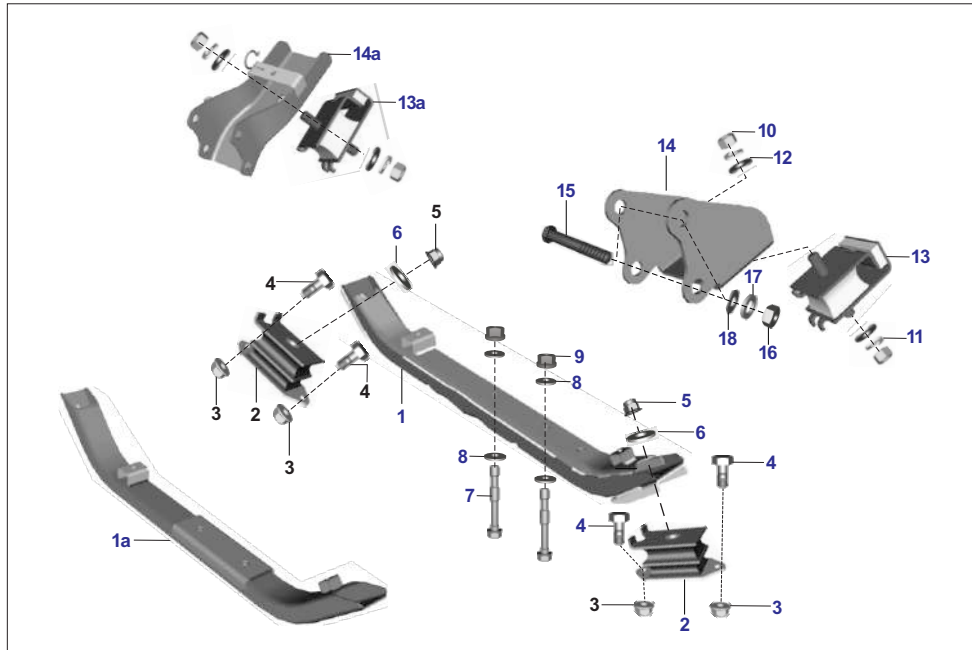


No.	Part No.	Description	RE		Z		XWIDE		C	Remarks
			AF	AM	AZ	RA	AT	AT1	AN	
1	AA111192	Rotor assembly	-	-	1	1	1	1	1	Fr. 15.12.20
1	AF111073	Rotor assembly	1	1	-	-	-	-	-	
2	AA111194	Stator assembly	1	1	1	1	1	1	1	
3	LAH00001	Bolt wsp	3	3	3	3	3	3	3	
4	AP101210	Bolt socket-m5	3	3	3	3	3	3	3	
5	AP101220	Hex. Socket head bolt 20L	2	2	2	2	2	2	2	
6	AZ601421	Base fan	1	1	1	1	1	1	1	
7	AZ601403	Fan	1	1	1	1	1	1	1	
8	AF111046	Bracket coil ignition	1	1	-	-	-	-	-	
9	AA111224	Grommet spark plug	1	1	1	1	1	1	1	
10	KAED0622	Bolt-flanged-small	4	4	4	4	4	4	4	
11	KCAA0605	Nut hex thick	4	4	4	4	4	4	4	
12	AF111049	Coil assembly ignition LH	1	1	-	-	-	-	-	
12	AZ351214	Coil assembly ignition LH	-	-	1	1	-	-	-	
12	AT351205	Coil assembly ignition LH	-	-	-	1	1	1	1	
13	AF111050	Coil assembly ignition RH	1	1	-	-	1	1	1	
13	AZ351217	Coil assembly ignition RH	-	-	1	1	-	-	-	
14	AF111032	Cap spark plug rh s post	1	1	1	1	1	1	1	
15	AF111031	Cap spark plug lh s post	1	1	1	1	1	1	1	
16	AF111033	Grommet for h. T. Cable	2	2	2	2	2	2	2	



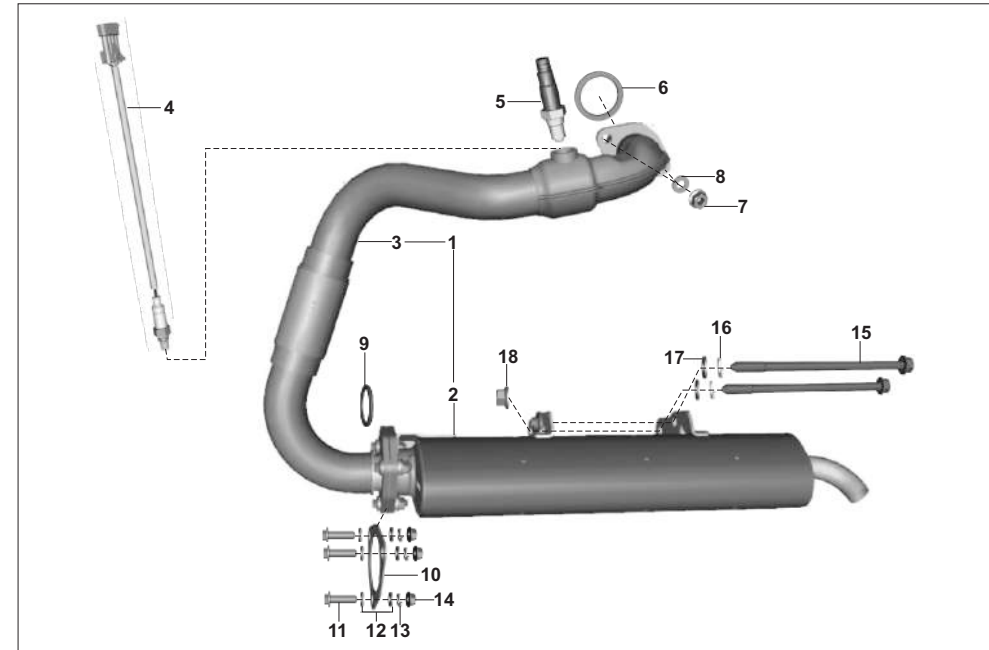
No.	Part No.	Description	RE		Z		XWIDE		C	Remarks
			AF	AM	AZ	RA	AT	AT1	AN	
17	AF111035	Grommet for spark plug cap RH	1	1	1	1	1	1	1	Fr. 15.12.20
18	AF111034	Grommet for spark plug cap-LH	1	1	1	1	1	1	1	
19	AA111191	Magneto assembly	-	-	1	1	1	1	1	
19	AF111072	Magneto assembly	1	1	-	-	-	-	-	
20	AA111195	Sensor pick up	1	1	1	1	1	1	1	

PLATE NO. 20 : ENGINE MOUNTING

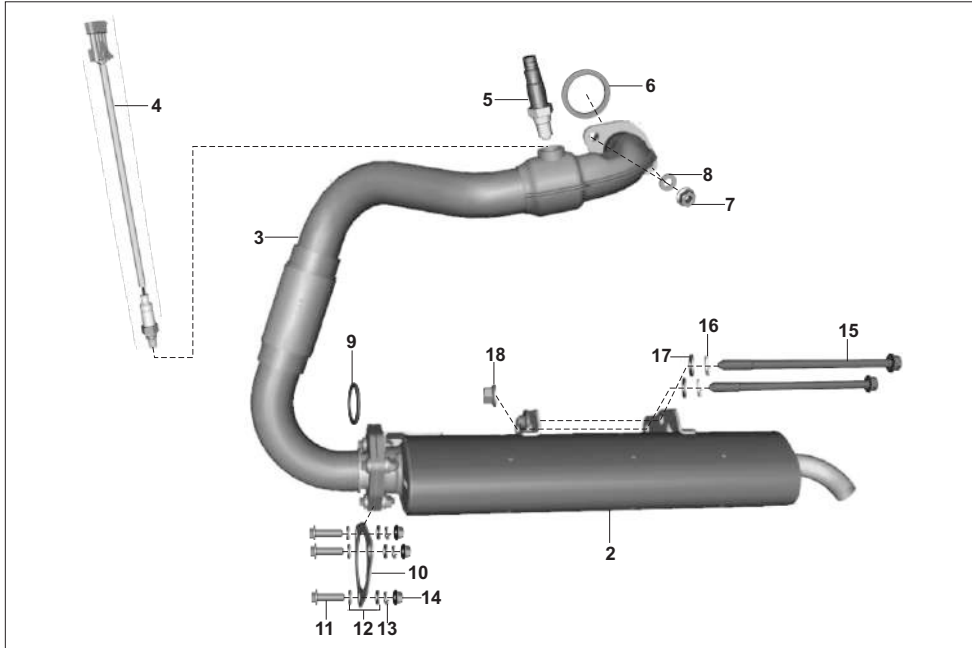


No.	Part No.	Description	RE		Z		XWIDE		C		Remarks
			AF	AM	AZ	RA	AT	AT1	AN		
1	AF161300	Member assembly engine	1	1	1	1	-	-	-		
1a	AN161343	Member assembly engine rear	-	-	-	-	1	1	1		
2	AA101816	Isolator - rubber	2	2	2	2	2	2	2		
3	KCGD0606	Nut hex flanged	4	4	4	4	4	4	4		
4	KADD0614	Bolt flanged	4	4	4	4	4	4	4		
5	KCKA0811	Nut nyloc flanged	2	2	2	2	2	2	2		
6	KDBA0818	Washer_plain	2	2	2	2	2	2	2		
7	LAD00164	Bolt - hexagon head :- M10	2	2	2	2	2	2	2		
8	LDB00049	Washer - special	4	4	4	4	4	4	4		
9	LCG00017	Nut hex. Thick	2	2	2	2	2	2	2		
10	39046715	Nut hexagon	2	2	2	2	2	2	2		
11	KDDB1221	Washer spring thin	2	2	2	2	2	2	2		
12	39071411	Washer plain	2	2	2	2	2	2	2		
13	AF161281	Isolator	1	1	1	1	1	1	1		
14	Af161448	Bracket Assembly Engine Front	1	1	-	-	-	-	-		
14	AZ113450	Bkt assly engine front	-	-	1	1	-	-	-		
14a	AN161334	Bracket engine front	-	-	-	-	1	1	1		
15	LAD00216	Bolt flanged-M10	2	2	2	2	2	2	2		
16	LCA00018	Nut hex M10X1.5P	2	2	2	2	2	2	2		
17	KDDB1018	Washer spring thin	2	2	2	2	2	2	2		
18	39024811	Plain washer	5	5	5	5	5	5	5		

PLATE NO. 21 : SILENCER



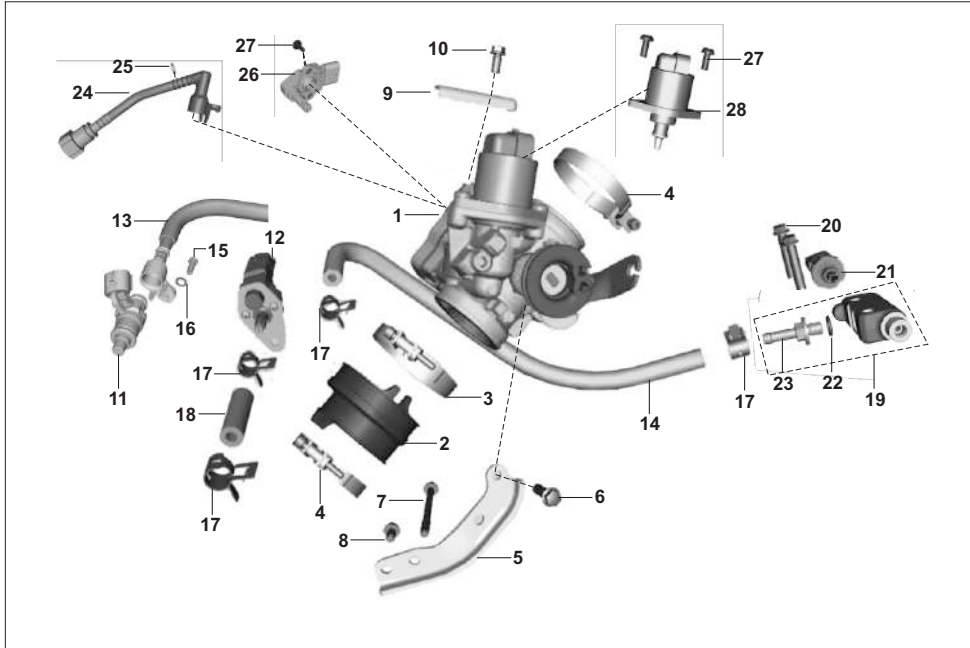
No.	Part No.	Description	RE		Z		XWIDE		C		Remarks
			AF	AM	AZ	RA	AT	AT1	AN		
1	AF101480	Silencer assembly	1	1	-	1	-	1	-		
1	AA102457	Silencer assembly	-	-	1	-	1	-	1		
2	AA102378	Muffler assembly	-	-	1	-	1	-	1		
2	AF101243	Muffler assembly	1	1	-	1	-	1	-		
2	AF101482	Muffler assembly BF	1	1	-	1	-	1	-		
3	AF101481	Pipe assembly A	1	1	1	1	1	1	1		
4	JP591065	Sensor oxygen BF	1	1	1	1	1	1	1		
5	JG511010	O2 Sensor	1	1	1	1	1	1	1		
6	AZ591064	Gasket exhaust	1	1	1	1	1	1	1		
7	KCGD0808	Nut - hexagon	3	3	3	3	3	3	3		
8	39118011	Washer - plain	2	2	2	2	2	2	2		
9	AP101194	Gasket silencer	1	1	1	1	1	1	1		
10	AA102124	Gasket silencer	1	1	1	1	1	1	1		
11	LAE00045	Bolt flang	3	3	3	3	3	3	3		
12	LDA00028	Washer plain	6	6	6	6	6	6	6		
13	KDDB0815	Washer sp thn	3	3	3	3	3	3	3		
14	39229515	Nut hex.	3	3	3	3	3	3	3		
15	LAD00246	Bolt flange-M10	2	2	2	2	2	2	2		
16	KDDB1018	Washer spring thin	2	2	2	2	2	2	2		



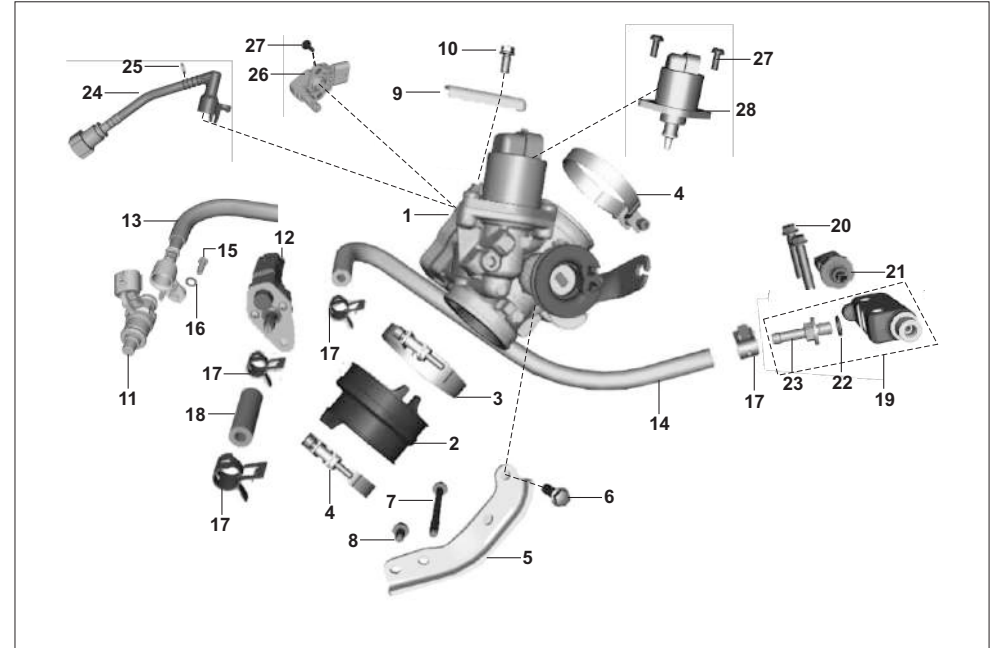
No.	Part No.	Description	RE		Z		XWIDE		C	Remarks
			AF	AM	AZ	RA	AT	AT1	AN	
17	39258811	Washer plain	2	2	2	2	2	2	2	
18	KCGD1010	Nut hex flanged	1	1	1	1	1	1	1	



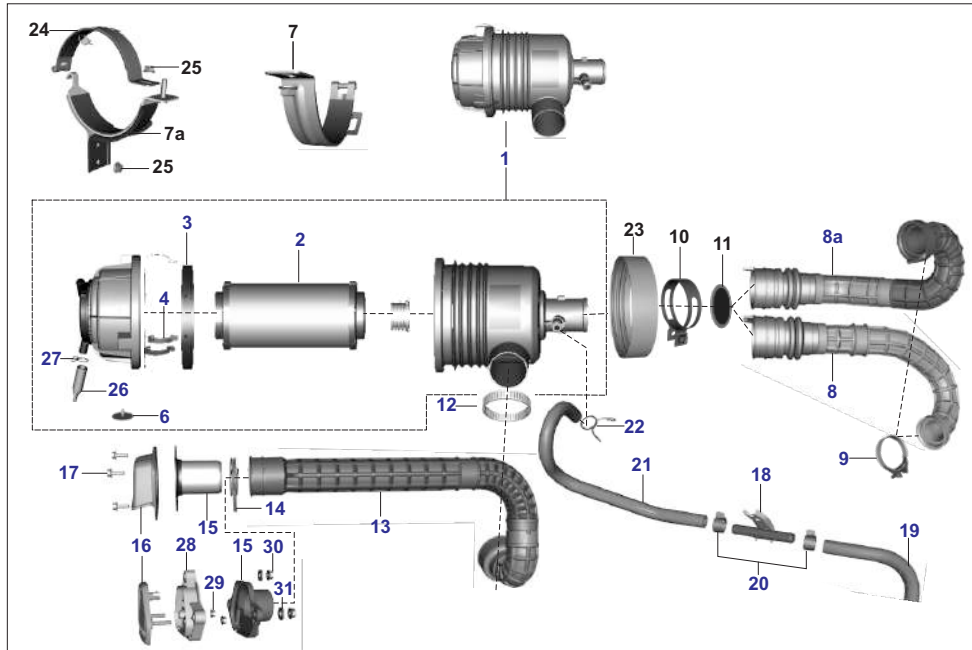
No.	Part No.	Description	RE		Z		XWIDE		C	Remarks
			AF	AM	AZ	RA	AT	AT1	AN	



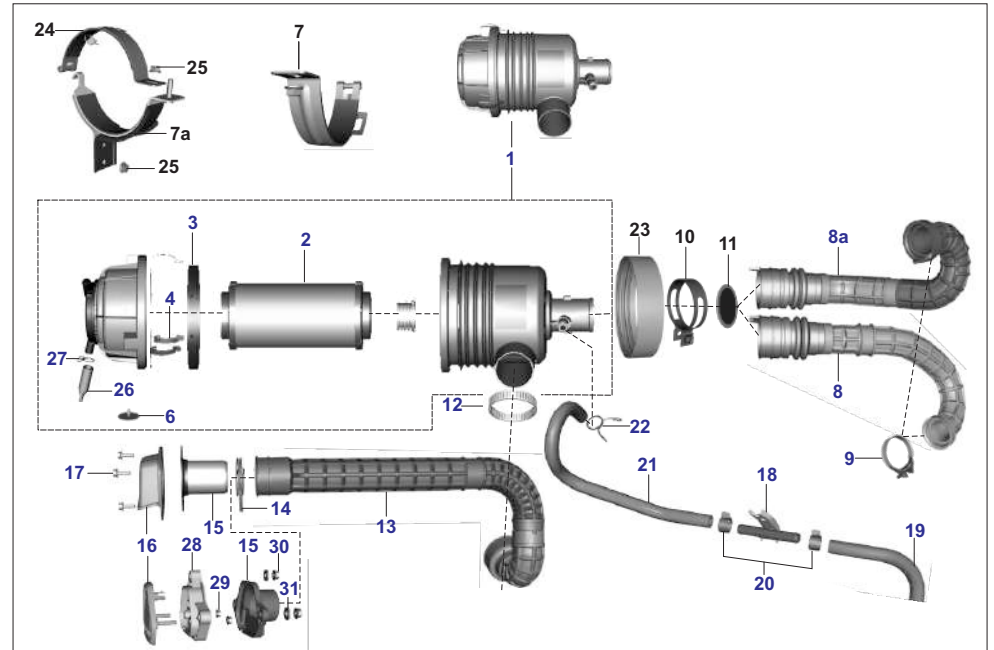
No.	Part No.	Description	RE		Z		XWIDE		C		Remarks
			AF	AM	AZ	RA	AT	AT1	AN		
1	RA611200	Body throttle assembly BF	1	1	1	1	1	1	1	1	
2	BF581419	Sleeve manifold	1	1	-	-	-	-	-	-	
2	AZ581097	Sleeve manifold	-	-	1	1	1	1	1	1	
3	JU581006	Clamp	1	1	1	1	1	1	1	1	
4	JG581442	Clamp intake pipe	1	1	1	1	1	1	1	1	
5	AF121548	Bracket holding th. Body - FI	1	1	-	-	-	-	-	-	
5	AZ581231	Bracket body throttle	-	-	1	1	1	1	1	1	
6	KAED0618	Bolt-flanged-small	1	1	1	1	1	1	1	1	
7	KAED0665	Bolt-flanged-small	1	1	1	1	1	1	1	1	
8	KAED0610	Bolt-flanged-small	1	1	1	1	1	1	1	1	
9	AF101191	Bracket	1	1	1	1	1	1	1	1	
10	KAED0510	Bolt-flanged-small	-	-	1	1	1	1	1	1	
11	JZ611000	Injector PET	1	1	1	1	1	1	1	1	
12	AF121568	Injector CNG	1	-	1	-	1	-	1	-	
12	BF611003	Injector LPG	-	1	-	1	-	1	-	-	
13	AA141200	Pipe assembly tank-manifold	-	-	-	-	-	-	-	-	
14	BF172240	Hose rail injector	1	-	1	-	-	-	-	-	
14	AF141216	Hose rail injector-SM	2	-	2	-	2	-	2	-	
14	BF172274	Hose rail-injector	-	1	-	1	-	-	-	-	
14	AM141134	Hose rail-injector-SM	-	2	-	2	-	2	-	-	



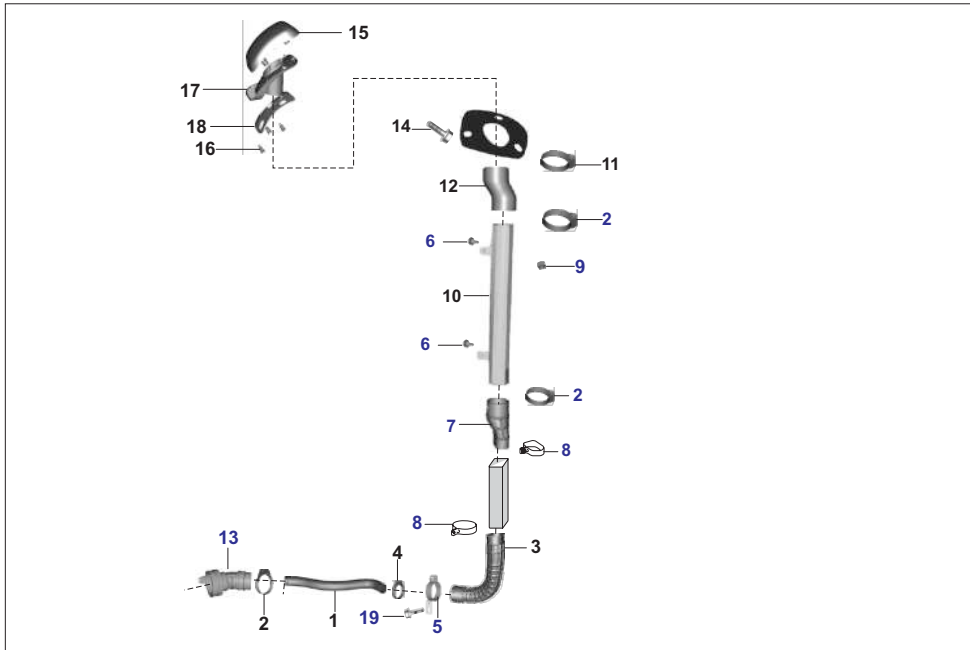
No.	Part No.	Description	RE		Z		XWIDE		C		Remarks
			AF	AM	AZ	RA	AT	AT1	AN		
14	AT581078	Hose rail-injector	-	-	-	-	1	-	1	-	
14	AT581079	Hose rail-injector	-	-	-	-	-	1	-	-	
15	KBBA0412	Screw pan cross	1	1	1	1	1	1	-	-	
16	KDAA0408	Washer_plain_small	-	-	1	1	1	1	1	1	
17	AP121074	Clamp hose	4	4	4	4	4	4	4	4	
18	BF611007	Pipe injector-manifold	1	-	1	-	1	-	1	-	
18	BF172275	Hose injector-manifold	-	1	-	1	-	1	-	-	
19	AF141105	Rail assembly gas	1	1	1	1	1	1	1	1	
20	KAED0630	Bolt-flanged-small	2	2	2	2	2	2	2	2	
21	BF351811	Sensor pressure-temperature	1	1	1	1	1	1	1	1	
22	BF172146	O-ring cng rail	1	1	1	1	1	1	1	1	
23	BF172238	Nozzle gas rail	1	1	1	1	1	1	1	1	
24	AT171018	Pipe assly tank-injector BF	1	1	1	1	1	1	1	1	
25	JL611000	Injector cap o ring BF	1	1	1	1	1	1	1	1	
26	PD351801	Sensor body throttle BF	1	1	1	1	1	1	1	1	
27	JG581424	Fixing screw_M5X12	4	4	4	4	4	4	4	4	
28	JG611206	Motor stepper (IACV) BF	1	1	1	1	1	1	1	1	



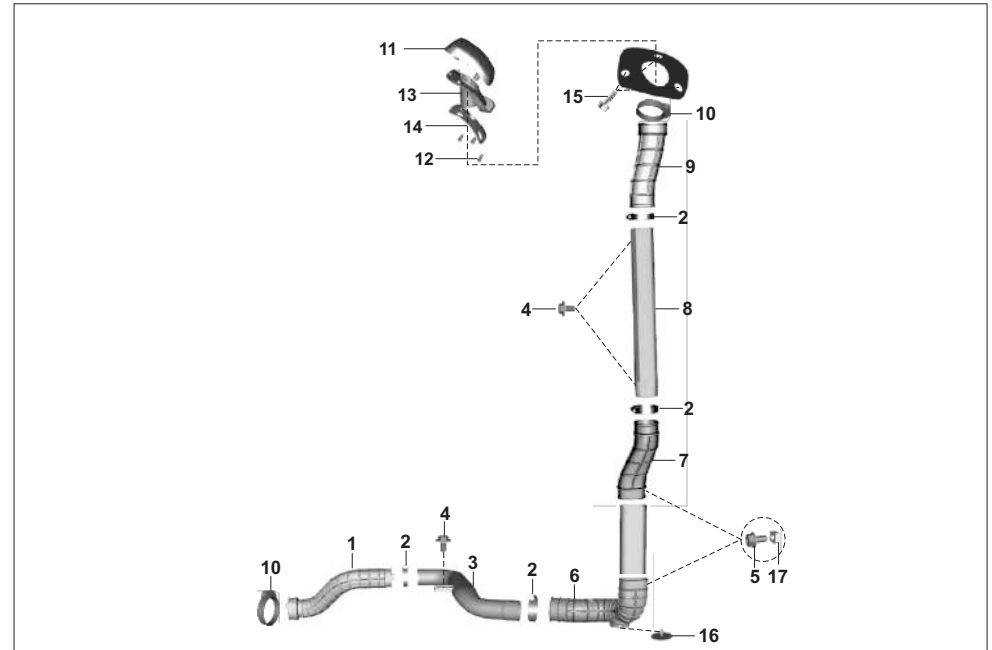
No.	Part No.	Description	RE		Z		XWIDE		C		Remarks
			AF	AM	AZ	RA	AT	AT1	AN		
1	AZ581111	Filter assembly air	1	1	1	1	1	1	1	1	
1	AN121283	Filter assembly air	-	-	-	-	-	-	-	1	
2	AA121150	Element air filter	1	1	1	1	1	1	1	1	
3	AA121148	Gasket sealing	1	1	1	1	1	1	1	1	
4	AA121149	Clip air filter	3	3	3	3	3	3	3	3	
6	AA121147	Valve dust ejector	1	1	1	1	1	1	1	-	
7	AA231142	Clamp air filter	1	1	-	-	-	-	-	-	
7a	RC113801	Assembly bkt air filter mtg	-	-	1	1	1	1	1	1	
8	AF121547	Assembly duct integral - FI	1	1	-	-	-	-	-	-	
8a	AZ581095	Duct assembly filter air outlet	-	-	1	1	1	1	1	1	
9	JF581209	Clamp	1	1	1	1	1	1	1	1	
10	BA122062	Clamp	1	1	1	1	1	1	1	1	
10	JU581014	Clamp-SM	1	1	1	1	1	1	1	1	
11	AZ581009	Arrester backfire	1	1	1	1	1	1	1	1	
12	BB131040	Clamp	1	1	1	1	1	1	1	1	
13	AA121286	Assembly hose integral	1	1	-	-	-	-	-	-	
14	24121749	Clamp	1	1	-	-	-	-	-	-	
15	AA121381	Pipe intake air	1	1	-	-	-	-	-	-	
16	AA121370	Grill air intake	1	1	-	-	-	-	-	-	
17	KADD0516	Bolt flanged Old	3	3	-	-	-	-	-	-	
18	AZ581115	Connector assembly	1	1	1	1	1	1	1	1	



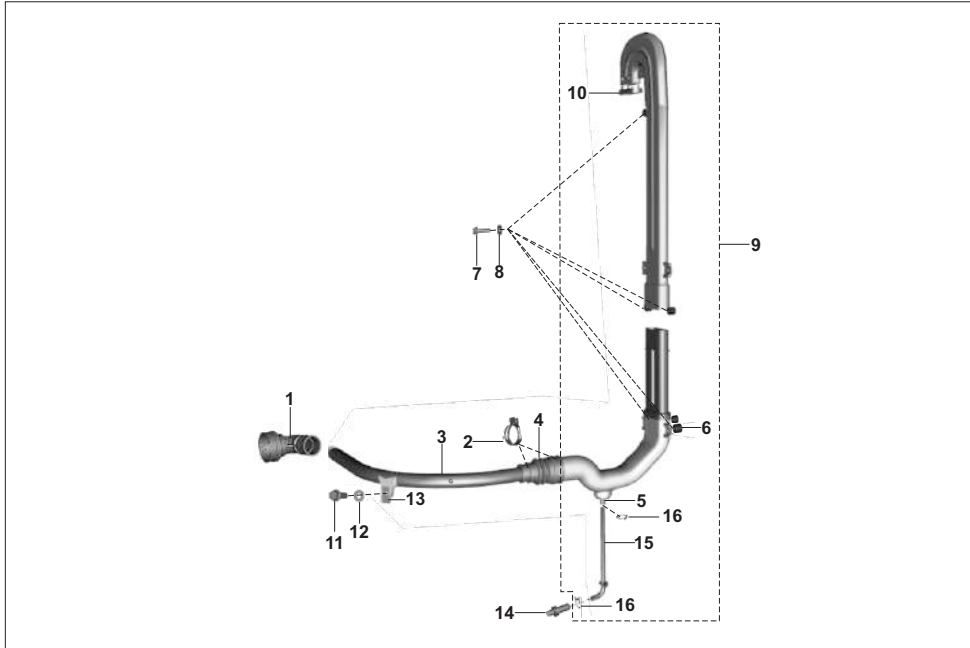
No.	Part No.	Description	RE		Z		XWIDE		C		Remarks
			AF	AM	AZ	RA	AT	AT1	AN		
19	AZ581113	Pipe breather cover side	1	1	1	1	1	1	1	1	
20	24121476	Spring clamp dia. 16.8 x W12	2	2	2	2	2	2	2	2	
21	AF121574	Pipe breather	1	1	-	-	-	-	-	-	
21	AZ581114	Pipe breather filter side	-	-	1	1	1	1	-	-	
21	AN101550	Pipe breather filter side	-	-	-	-	-	-	-	1	
22	JL581063	Clamp sai	2	2	2	2	2	2	2	2	
23	AA121344	Sleeve filter air	1	1	-	-	-	-	-	-	
24	BG581006	Clamp air filter	-	-	1	1	1	1	1	1	
25	KCGD0808	Nut - hexagon with flange	1	1	2	2	2	2	2	1	
26	AA121368	Pipe breather	1	1	1	1	1	1	1	1	
27	JG581056	Clamp (breather tube)	1	1	1	1	1	1	1	1	
28	AA121390	Grill intake air inner	1	1	-	-	-	-	-	-	fr.04.02.20
29	KCGD0505	Nut hex flanged	2	2	-	-	-	-	-	-	
30	KCGD0606	Nut hex flanged	3	3	-	-	-	-	-	-	
31	39071111	Washer	3	3	-	-	-	-	-	-	



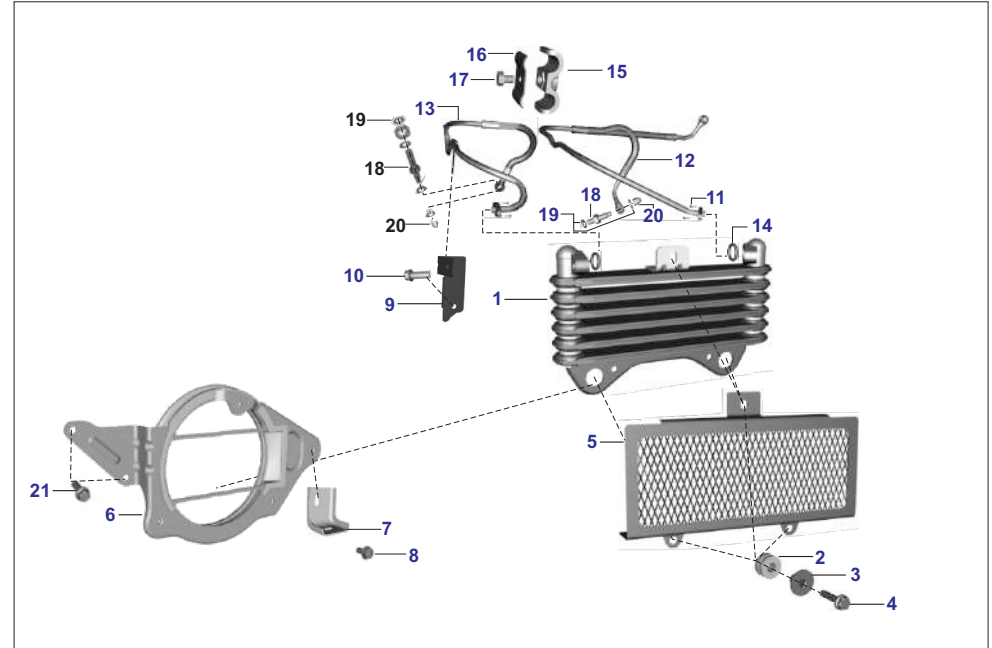
No.	Part No.	Description	RE		Z		XWIDE		C	Remarks
			AF	AM	AZ	RA	AT	AT1	AN	
1	AZ581034	Pipe air filter inlet	-	-	1	1	-	-	-	
2	24170431	Clip - hose	-	-	3	3	-	-	-	
3	AZ581076	Elbow rubber	-	-	1	1	-	-	-	
4	AZ581026	CLAMP	-	-	2	2	-	-	-	
5	AZ581024	Clip duct air body	-	-	1	1	-	-	-	
6	KADD0612	Bolt - flanged	-	-	4	4	-	-	-	
7	BH581024	Elbow rubber upper	-	-	1	1	-	-	-	
8	BH581010	Clip elbow lower end	-	-	2	2	-	-	-	
9	BH581010	Clip elbow lower end	-	-	1	1	-	-	-	
10	AZ581018	Pipe air intake upper	-	-	1	1	-	-	-	
11	BB131040	Hose clamp - dia.60	-	-	1	1	-	-	-	
12	BH581025	Elbow rubber top	-	-	1	1	-	-	-	
13	AZ581032	Bellow for pipe a/f inlet	-	-	1	1	-	-	-	
14	KADD0620	bolt	-	-	3	3	-	-	-	
15	AZ185001	Grill air intake snorkel top	-	-	1	1	-	-	-	
16	JG581015	Insert (M6*1)	-	-	3	3	-	-	-	
17	AZ185002	Grill air intake snorkel btm	-	-	1	1	-	-	-	
18	AZ185003	Packing snorkel cover	-	-	1	1	-	-	-	
19	KAED0618	Bolt-flanged-small	-	-	1	1	-	-	-	



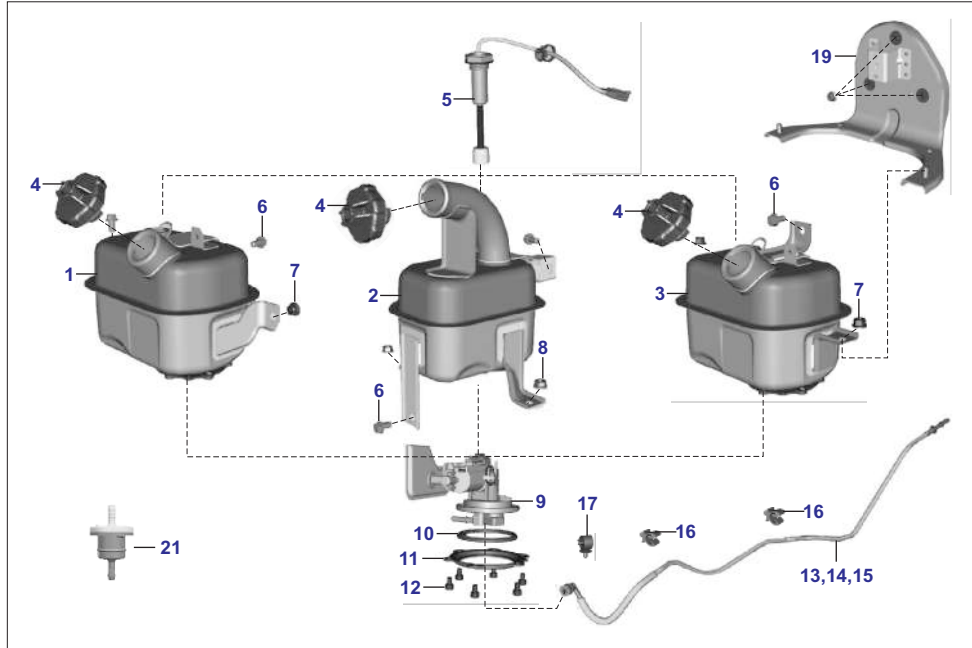
No.	Part No.	Description	RE		Z		XWIDE		C	Remarks
			AF	AM	AZ	RA	AT	AT1	AN	
1	AT581057	Elbow rubber-air filter inlet	-	-	-	-	1	1	-	
2	24170431	Hose clip	-	-	-	-	4	4	-	
3	AT581048	Pipe inlet-A	-	-	-	-	1	1	-	
4	LAG00007	Bolt wp bright	-	-	-	-	3	3	-	
5	KADF0612	Bolt flanged	-	-	-	-	2	2	-	
6	BB103419	Elbow assembly bottom	-	-	-	-	1	1	-	
7	BB121107	Rubber elbow lower end	-	-	-	-	1	1	-	
8	AZ581018	Pipe air intake upper	-	-	-	-	1	1	-	
9	BB121108	Rubber elbow top end	-	-	-	-	1	1	-	
10	BB131040	Hose clamp	-	-	-	-	2	2	-	
11	BH185001	Grill air intake snorkel top	-	-	-	-	1	1	-	
12	JG581015	Insert (M6*1)	-	-	-	-	3	3	-	
13	BH185002	Grill air intake snorkel bottom	-	-	-	-	1	1	-	
14	BH185003	Packing snorkel	-	-	-	-	1	1	-	
15	KADF0620	Bolt flanged	-	-	-	-	3	3	-	
16	BB121109	Rubber flap drain	-	-	-	-	1	1	-	
17	BH581010	Clip elbow lower end	-	-	-	-	2	2	-	



No.	Part No.	Description	RE		Z		XWIDE		C		Remarks
			AF	AM	AZ	RA	AT	AT1	AN		
1	RC581002	Duct a/f inlet	-	-	-	-	-	-	-	1	
2	DG101262	Clamp	-	-	-	-	-	-	-	2	
3	RC581003	Pipe a/f inlet	-	-	-	-	-	-	-	1	
4	AN121185	Bellow -intake elbow	-	-	-	-	-	-	-	1	
5	AL103003	Plug drain	-	-	-	-	-	-	-	1	
6	BG581404	Damper	-	-	-	-	-	-	-	5	
7	KADF0625	Bolt flanged	-	-	-	-	-	-	-	5	
8	39081411	Plain washer	-	-	-	-	-	-	-	5	
9	RC581400	Assembly air intake cargo cng	-	-	-	-	-	-	-	1	
10	BG581405	Mesh air intake	-	-	-	-	-	-	-	1	
11	KADF0820	Bolt flanged	-	-	-	-	-	-	-	3	
12	39118011	Washer	-	-	-	-	-	-	-	1	
13	24161297	Clip nut	-	-	-	-	-	-	-	1	
14	DS121126	Plug	-	-	-	-	-	-	-	1	
15	JA581012	Tube drain	-	-	-	-	-	-	-	1	
16	DP121025	Clamp	-	-	-	-	-	-	-	2	

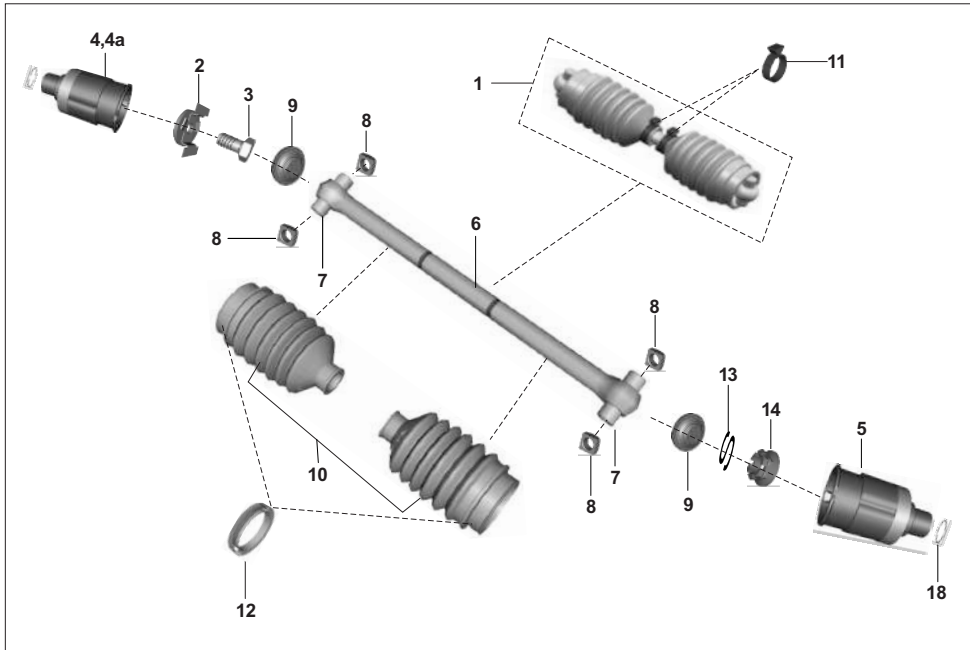


No.	Part No.	Description	RE		Z		XWIDE		C		Remarks
			AF	AM	AZ	RA	AT	AT1	AN		
1	AZ571226	Cooler oil	1	1	1	1	1	1	1	1	
2	AZ571212	Grommet	3	3	3	3	3	3	3	3	
3	AZ571213	Collar	3	3	3	3	3	3	3	3	
4	39167504	Bolt flanged	3	3	3	3	3	3	3	3	
5	AZ571227	Guard cooler oil	1	1	1	1	1	1	1	1	
6	AZ571228	Bracket assembly cooler oil	1	1	1	1	1	1	1	1	
7	AZ571230	Bracket support cooler oil	1	1	1	1	1	1	1	1	
8	KADD0612	Bolt flanged	2	2	2	2	2	2	2	2	
9	AN101334	Bracket support-oil tube	1	1	1	1	1	1	1	1	
10	KADD0612	Bolt flanged	2	2	2	2	2	2	2	2	
11	KAED0616	Bolt-flanged-small	4	4	4	4	4	4	4	4	
12	AZ571232	Pipe assembly oil hot	1	1	1	1	1	1	1	1	
13	AZ571231	Pipe assembly oil cool	1	1	1	1	1	1	1	1	
14	DK101340	'O' Ring (oil cooler pipe)	2	2	2	2	2	2	2	2	
15	DK101277	Bracket upper (oil Cooler Pipe)	2	2	2	2	2	2	2	2	
16	DK101278	Bracket lower (oil Cooler Pipe)	2	2	2	2	2	2	2	2	
16	AF101743	Bracket lower (oil Cooler Pipe)	2	2	2	2	2	2	2	2	From 24.12.21
17	KADD0508	Bolt flanged	2	2	2	2	2	2	2	2	
18	AA101826	Connector -oil supply	2	2	2	2	2	2	2	2	
19	DK101237	Washer copper	6	6	6	6	6	6	6	6	
20	AN101113	Nut -domed Cap	1	1	1	1	1	1	1	1	
21	KADF0614	Bolt flanged	2	2	2	2	2	2	2	2	

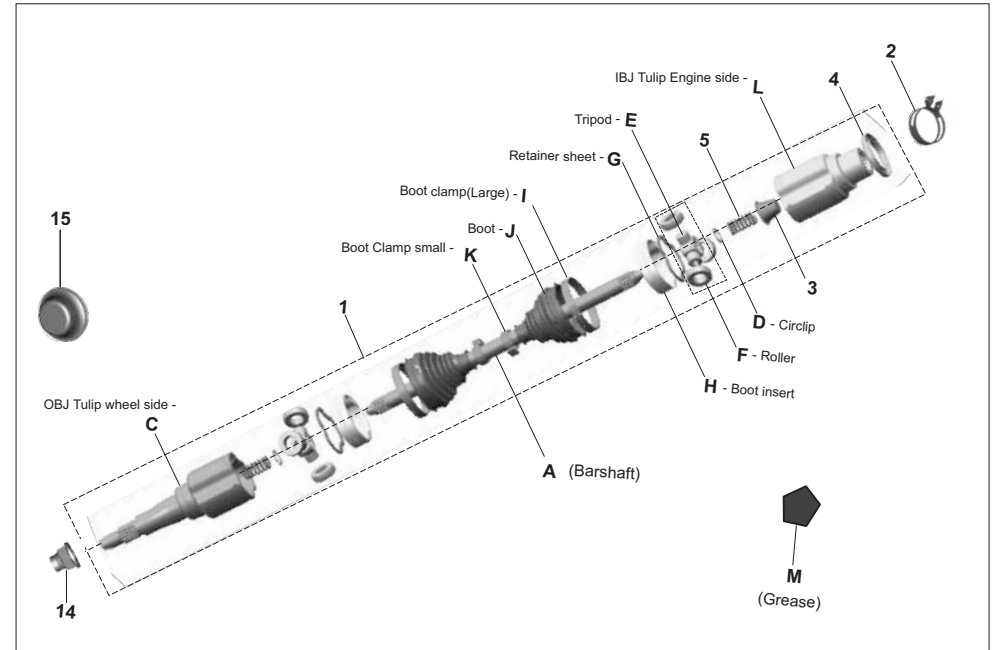


No.	Part No.	Description	RE		Z		XWIDE		C		Remarks
			AF	AM	AZ	RA	AT	AT1	AN		
1	AF141126	Tank Assembly Fuel	1	1	-	-	-	-	-	-	
2	AZ171016	Tank Assembly Fuel	-	-	1	1	-	-	-	-	
3	AT171021	Tank Assembly Fuel	-	-	-	-	1	1	1	1	
4	AA141115	Assly fuel cap with handlel	1	1	1	1	1	1	1	1	
5	AZ402608	Sensor level fuel	1	1	1	1	1	1	1	1	
5	AF201360	Sensor level fuel-SM	1	1	1	1	1	1	1	1	
5	AF201360	Sensor level fuel	1	1	1	1	1	1	1	1	Fr.25.05.22
6	KADD0816	Bolt flangedl	2	2	2	2	2	2	2	2	
7	39238315	Hex nut flange-M8L	1	1	2	2	2	2	2	2	
8	KCGA0808	Nut hex flanged	2	2	2	2	2	2	2	2	
9	AA201375	Pump fuel	1	1	1	1	1	1	1	1	
10	JH171803	Gasket fuel pump mtgl	1	1	1	1	1	1	1	1	
11	JH171804	Plate pressure	1	1	1	1	1	1	1	1	
12	LAC00102	Bolt socket M6X1L	6	6	6	6	6	6	6	6	
13	AF141137	Pipe assly tank-Joint	1	1	-	-	-	-	-	-	
14	AZ171841	Pipe assembly tank-joint	-	-	1	1	-	-	-	-	
15	AT171803	Pipe assembly tank-joint	-	-	-	-	1	1	1	1	
16	JY113844	Clamp brake hosel	2	2	2	2	2	2	2	2	
17	AL151187	Clamp	1	1	1	1	1	1	1	1	
18	YAU02001	Strainer fuel pump	1	1	1	1	1	1	1	1	
19	AT111289	Bracket assembly tank fuel	-	-	-	-	1	1	1	1	
20	KCGD0606	Nut hex	-	-	-	-	3	3	3	3	
21	AF141208	Inline Filter	1	1	1	1	1	1	1	1	Fr.14.10.21

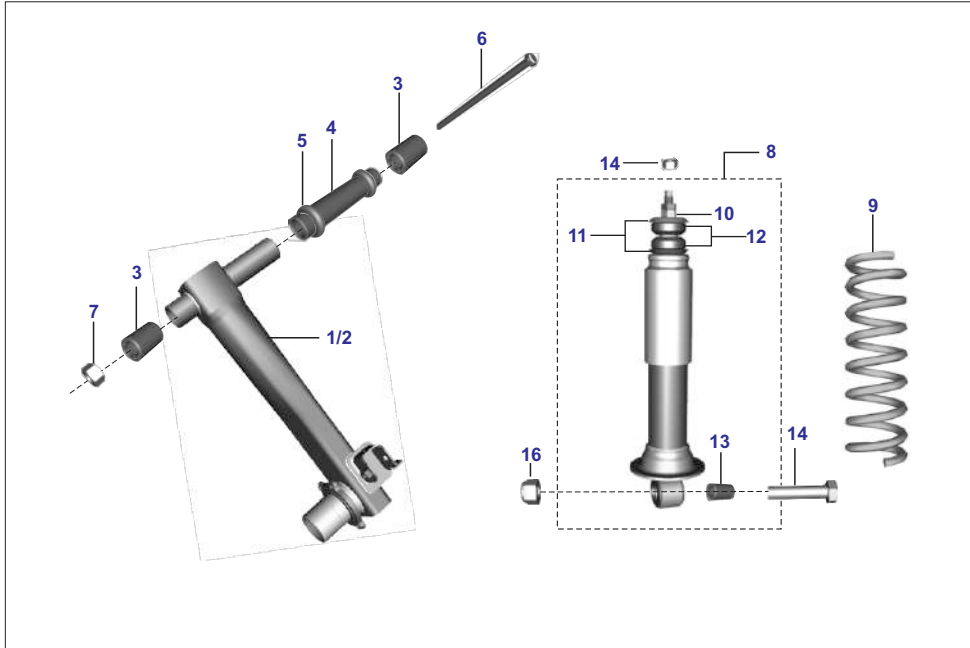
No.	Part No.	Description	RE		Z		XWIDE		C		Remarks
			AF	AM	AZ	RA	AT	AT1	AN		



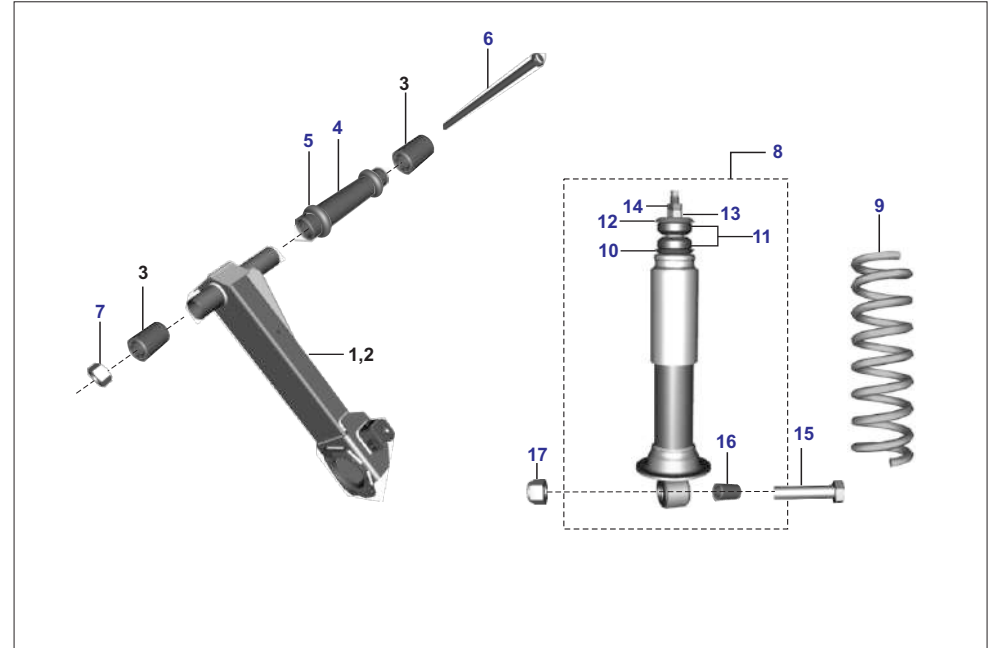
No.	Part No.	Description	RE		Z		XWIDE		C	Remarks
			AF	AM	AZ	RA	AT	AT1	AN	
1	24102002	Assembly propeller shaft comp	2	2	-	-	-	-	-	
2	24171014	Lock washer assly	2	2	-	-	-	-	-	
3	39011904	Bolt	2	2	-	-	-	-	-	
4	AA101722	Flange assly (diff. gear side)	1	1	-	-	-	-	-	
4a	AA101721	Flange assly(Satellite gear)	1	1	-	-	-	-	-	
5	AY141202	Flange (wheel side)	2	2	-	-	-	-	-	
6	24102003	Shaft propeller with pins	2	2	-	-	-	-	-	
7	BA133057	Pin for propeller shaft	2	2	-	-	-	-	-	NS alt-15
8	BA133064	Slider block	8	8	-	-	-	-	-	NS alt-15
9	BA133062	Rubber buffer	4	4	-	-	-	-	-	
10	BA133058	Rubber bellow - wheel side	4	4	-	-	-	-	-	
11	BA133060	Clamp ear-Small	4	4	-	-	-	-	-	
12	BA133061	Clamp ear -Big	4	4	-	-	-	-	-	
13	24171066	Spring clip	2	2	-	-	-	-	-	
14	39118215	Nut	2	2	-	-	-	-	-	
15	36BA4043	Kit slider block with pin	4	4	-	-	-	-	-	
16	36BA4035	Kit Buffer rubber(dura block)	4	4	-	-	-	-	-	
17	36BA4036	Kit Grease	4	4	-	-	-	-	-	
18	LJA00023	Ring o-id 18.5 x sect. Dia. 1	2	2	-	-	-	-	-	



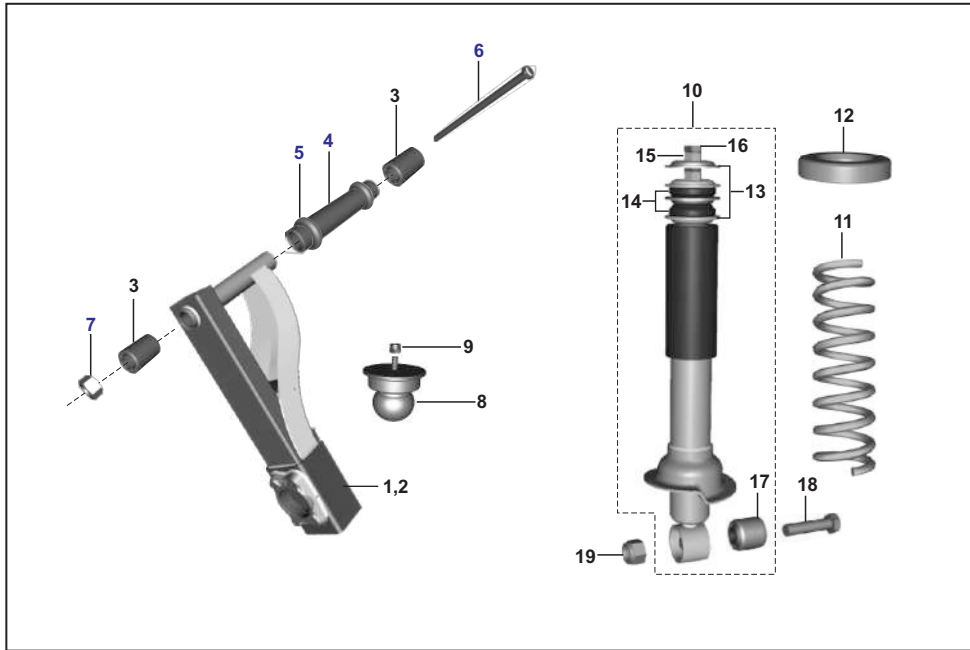
No.	Part No.	Description	RE		Z		XWIDE		C	Remarks
			AF	AM	AZ	RA	AT	AT1	AN	
1	AZ141221	Assly drive shaft	-	-	2	2	-	-	-	
1	AN101407	Assembly drive shaft	-	-	-	-	2	2	2	
2	BH551800	Clip lock drive shaft	-	-	2	2	2	2	2	
3	BH551420	Plug	-	-	1	1	1	1	1	
4	BH551421	Dustshield	-	-	1	1	1	1	1	
5	BH551409	Spring	-	-	2	2	2	2	2	
6	36BH0036	Kit boot- all ktek	-	-	4	4	4	4	4	J,I,K,M Kit-25
7	36BH0037	Kit Boot & Retainer ktek	-	-	4	4	4	4	4	J,I,K,M,G,H Kit-26
8	36BH0008	kit OBJ max	-	-	2	2	2	2	2	C,I,K,M Kit-27
9	36BH0010	Kit OBJ & tripod max	-	-	2	2	2	2	2	C,I,K,M,E,F,D Kit-28
10	36BH0030	Kit IBJ	-	-	2	2	2	2	2	L,I,K,M Kit-29
11	36BH0031	Kit IBJ & Tripod	-	-	2	2	2	2	2	L,I,K,M,E,F,D(new)
12	36BH0016	Kit barshaft AZ141219	-	-	2	2	-	-	-	
12	36AN0028	Kit barshaft an101419	-	-	-	-	2	2	2	
13	36BH0019	Kit roller	-	-	2	2	2	2	2	
14	BF131707	Nut axle M16	-	-	2	2	2	2	2	
15	BH131206	Cap hub rear FL	-	-	1	1	1	1	1	



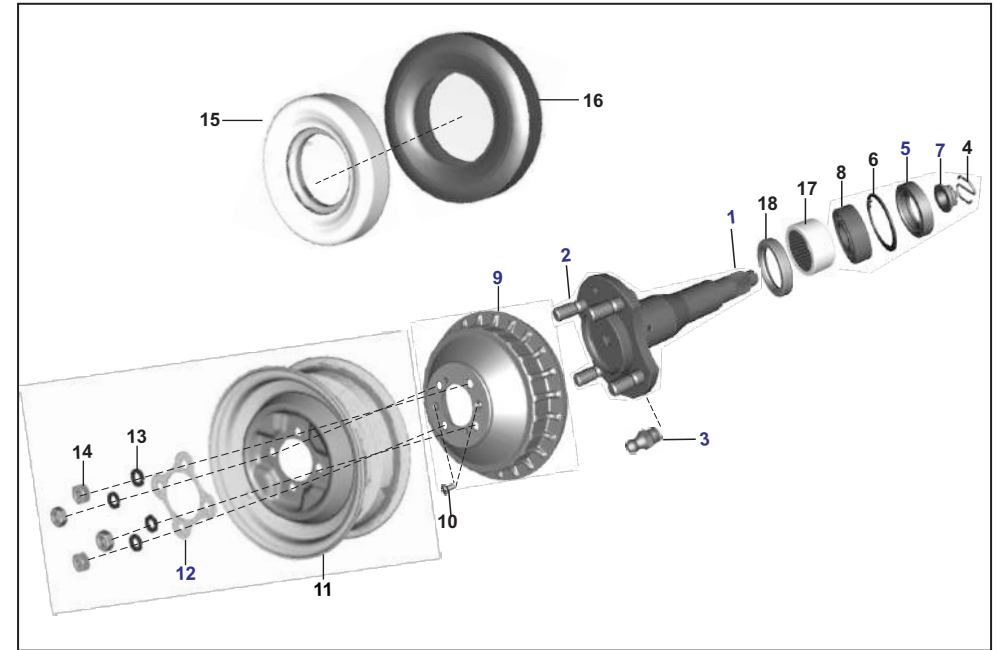
No.	Part No.	Description	RE		Z		XWIDE		C		Remarks
			AF	AM	AZ	RA	AT	AT1	AN		
1	24171179	Assembly arm trailing LH	1	1	-	-	-	-	-	-	
2	24171180	Assembly arm trailing RH	1	1	-	-	-	-	-	-	
3	AA171006	Bush-silent for trailing arm	2	2	-	-	-	-	-	-	
4	AA171022	Distance piece assly	2	2	-	-	-	-	-	-	
5	BH122028	Spacer ring ta igus	4	4	-	-	-	-	-	-	
6	AA171011	Pivot pin trailing arm	2	2	-	-	-	-	-	-	
7	KCHA1417	Nut -nyloc :- M14 X 1.5	2	2	-	-	-	-	-	-	
8	24171094	Shockabsorber rear	2	2	-	-	-	-	-	-	
9	24170508	Spring rear suspension	2	2	-	-	-	-	-	-	
10	39133615	Nut hex	4	4	-	-	-	-	-	-	
11	24170505	Washer cup-top side	4	4	-	-	-	-	-	-	
12	24171055	Bush rubber-shockabsorber rear	2	2	-	-	-	-	-	-	
13	24171197	Bush bonded	2	2	-	-	-	-	-	-	
14	LCB00005	Nut hex	2	2	-	-	-	-	-	-	
15	24170507	Bolt for shock absorber	2	2	-	-	-	-	-	-	
16	39260715	Nut	2	2	-	-	-	-	-	-	



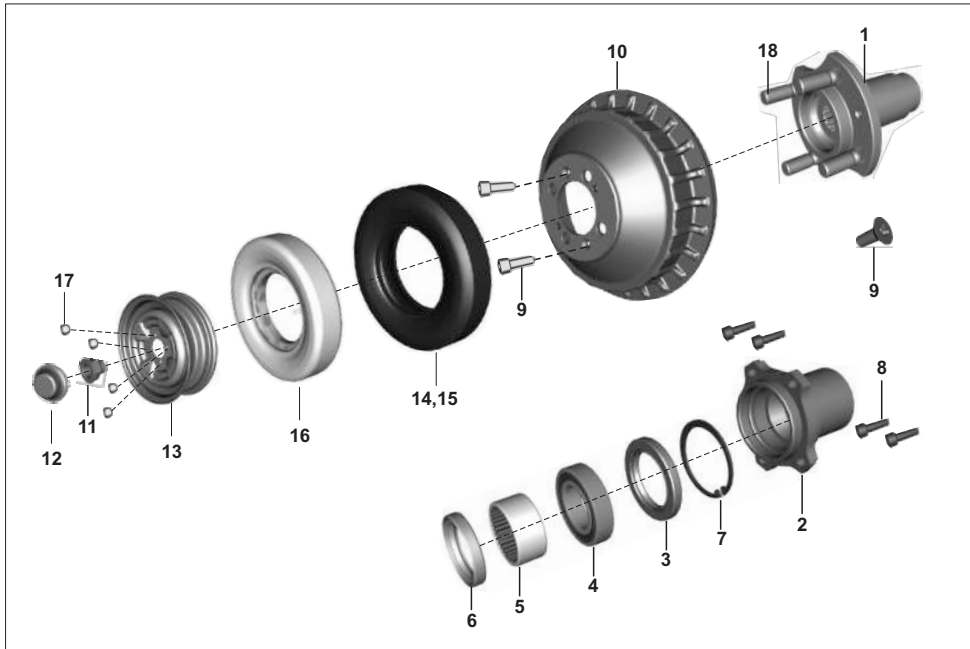
No.	Part No.	Description	RE		Z		XWIDE		C		Remarks
			AF	AM	AZ	RA	AT	AT1	AN		
1	AZ122032	Assembly arm trailing LH	-	-	1	1	-	-	-	-	
2	AZ122033	Assembly arm trailing RH	-	-	1	1	-	-	-	-	
3	AZ122005	Bush silent ta	-	-	4	4	-	-	-	-	
4	AZ122007	Assembly dist piece ta tube	-	-	2	2	-	-	-	-	
5	BH122028	Spacer ring ta igus	-	-	4	4	-	-	-	-	
6	AZ122016	Bolt flanged	-	-	2	2	-	-	-	-	
7	KCHA1417	Nut -nyloc	-	-	2	2	-	-	-	-	
8	AZ122008	Shockabsorber rear susp	-	-	2	2	-	-	-	-	
9	AZ122009	Spring rear susp	-	-	2	2	-	-	-	-	
10	BA171008	Washer cup	-	-	2	2	-	-	-	-	
11	BA171007	Bush shockabsorber	-	-	4	4	-	-	-	-	
12	BF122056	Rebound washer	-	-	1	1	-	-	-	-	
13	KCAD1008	Nut hex thick	-	-	2	2	-	-	-	-	
14	KCBD1006	Nut hex thin-m10	-	-	2	2	-	-	-	-	
15	LAD00111	Bolt for shock absorber	-	-	2	2	-	-	-	-	
16	BB171036	Bush rr shocker pre compressed	-	-	2	2	-	-	-	-	
17	39260715	Nut - nyloc	-	-	2	2	-	-	-	-	



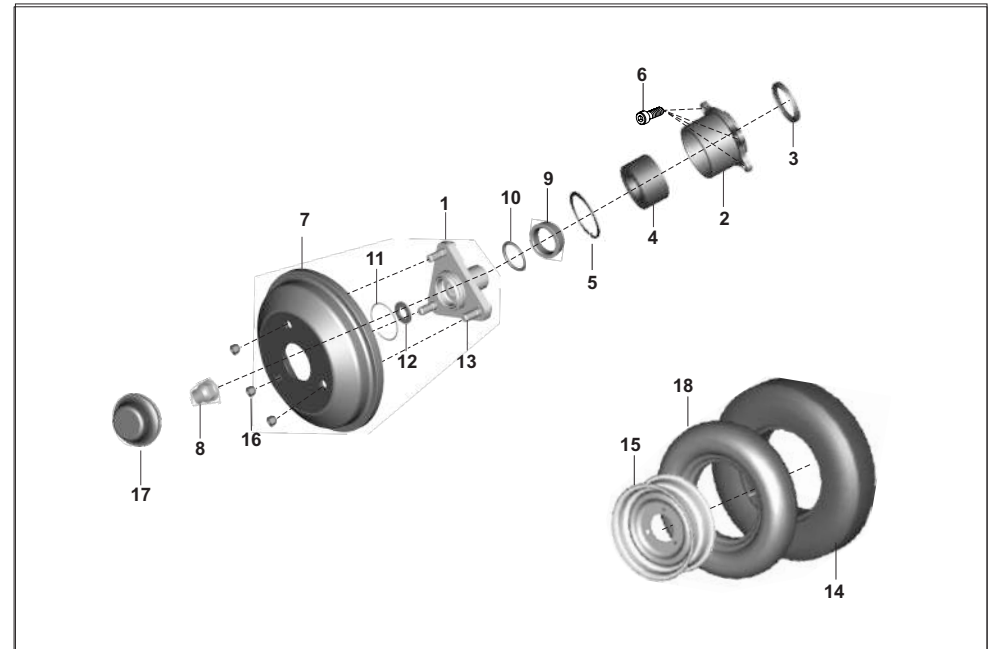
No.	Part No.	Description	RE		Z		XWIDE		C	Remarks
			AF	AM	AZ	RA	AT	AT1	AN	
1	BB171052	Assembly arm trailing RH	-	-	-	-	1	1	1	
2	BB171051	Assembly arm trailing LH	-	-	-	-	1	1	1	
3	AZ122005	Bush silent TA UG	-	-	-	-	4	4	4	
4	BB171055	Piece assembly distance-TA	-	-	-	-	2	2	2	
5	BH122028	Spacer ring ta igus	-	-	-	-	4	4	4	
6	AL171158	Bolt flanged	-	-	-	-	2	2	2	
7	KCHA1417	Nut -nyloc - M14 X 1.5	-	-	-	-	2	2	2	
8	AL171017	Damper-rubber rear suspension	-	-	-	-	2	2	2	
9	39069015	Nut - nyloc - M8	-	-	-	-	2	2	2	
10	AL171138	Assly rear shockabsorber	-	-	-	-	2	2	2	
10	BB171040	Shockabsorber Rear-LL	-	-	-	-	2	2	-	
11	BB171038	Spring rear suspension	-	-	-	-	2	2	2	
11	BB171041	Spring rear suspension	-	-	-	-	2	2	-	
12	AL171150	Rubber seat spring rear	-	-	-	-	2	2	2	
13	BF122056	Rebound washer	-	-	-	-	2	2	2	
14	BA171007	Bush shockabsorber	-	-	-	-	4	4	4	
15	KCAD1008	Nut hex thick	-	-	-	-	2	2	2	
16	KCBD1006	Nut hex thin-m10x1.25xht.6xbrt	-	-	-	-	2	2	2	
17	BB171036	Bush rr shocker pre compressed	-	-	-	-	2	2	2	
18	24170507	Bolt for shock absorber	-	-	-	-	2	2	2	
19	39260715	Nut - nyloc-M12 X 1.5	-	-	-	-	2	2	2	



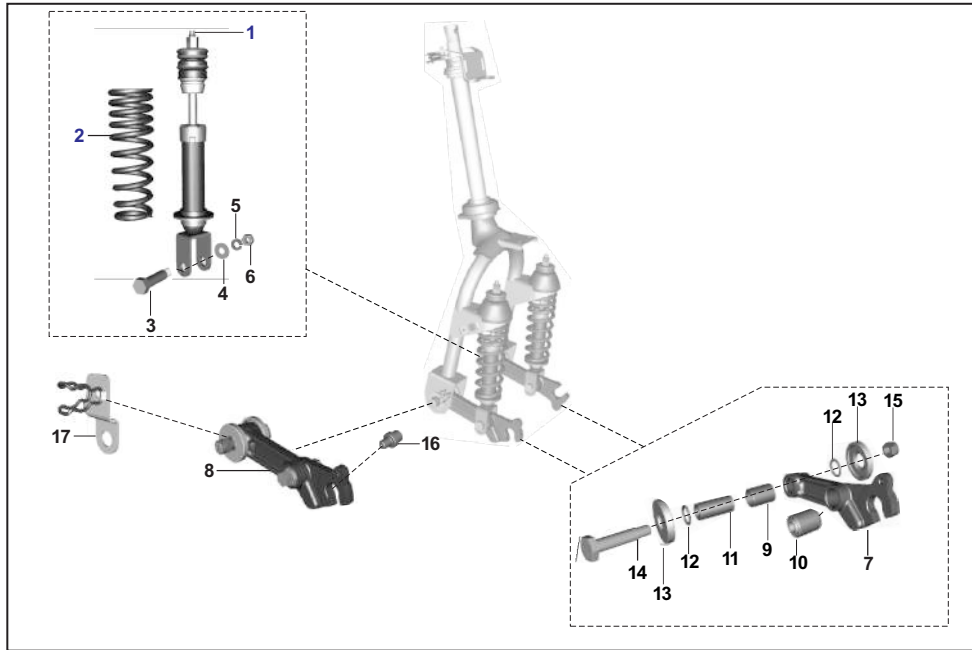
No.	Part No.	Description	RE		Z		XWIDE		C	Remarks
			AF	AM	AZ	RA	AT	AT1	AN	
1	24171118	Assembly rear axle	2	2	-	-	-	-	-	
2	22170434	Bolt for axle	8	8	-	-	-	-	-	
3	24171075	Nipple - grease	2	2	-	-	-	-	-	
4	24171066	Clip - spring	2	2	-	-	-	-	-	
5	24171024	Seal - oil 48 dia.1	2	2	-	-	-	-	-	
6	KEBB4717	Circlip 47x17	1	1	-	-	-	-	-	
7	39118215	Nut	1	1	-	-	-	-	-	
8	1100342	Bearing ball	2	2	-	-	-	-	-	
9	22151106	Brake drum rear	2	2	-	-	-	-	-	
10	KBCA0410	Slot csk hd screw	2	2	-	-	-	-	-	
11	24151285	Wheel rim assly-steel rolled	4	4	-	-	-	-	-	
12	24151297	Washer	3	3	-	-	-	-	-	
13	KDDB1018	Washer spring-39182912	12	12	-	-	-	-	-	
14	LCA00010	Nut hex.	12	12	-	-	-	-	-	
15	24151296	Tube for steel rolled rom	4	4	-	-	-	-	-	
16	22151105	Tyre 4.00-8-6PR	4	4	-	-	-	-	-	
17	59200012	Bearing - needle (SL 35 20)	2	2	-	-	-	-	-	
18	22171007	Seal - oil	2	2	-	-	-	-	-	
19	36AU0005	Kit_rear Wheel Bearing	1	1	-	-	-	-	-	



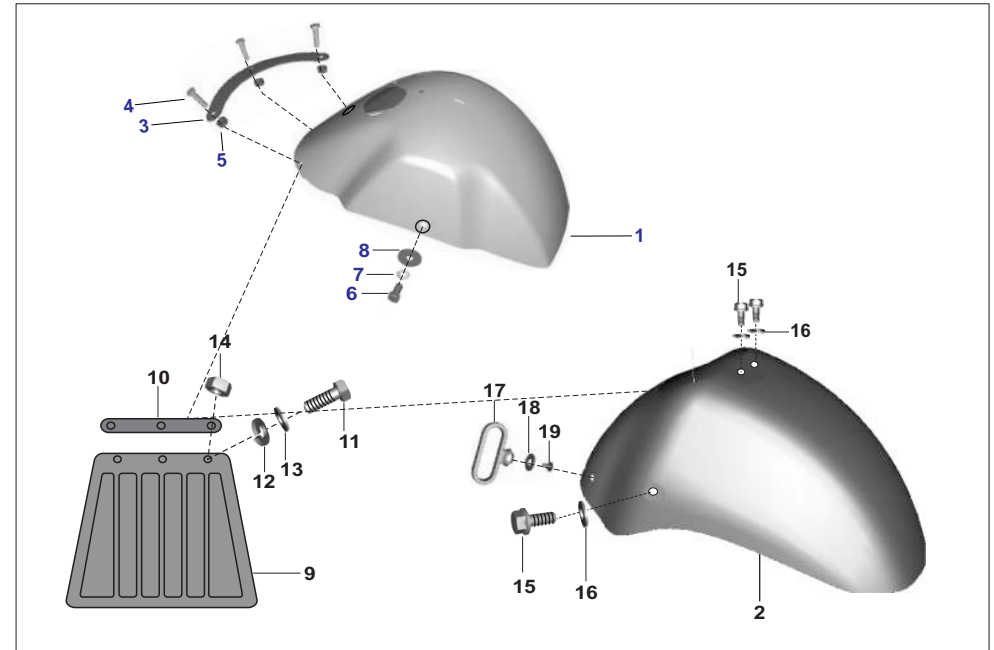
No.	Part No.	Description	RE		Z		XWIDE		C	Remarks
			AF	AM	AZ	RA	AT	AT1	AN	
1	AZ131606	Assembly drive flange	-	-	2	2	-	-	-	
2	AZ131603	Hub rear	-	-	2	2	-	-	-	
3	22171007	Seal - oil	-	-	2	2	-	-	-	
4	BF131722	Bearing 30X55X13-Rear Hub	-	-	2	2	-	-	-	
5	AA151124	Bearing needle roller	-	-	2	2	-	-	-	
6	BF131723	Seal 41X60X7	-	-	2	2	-	-	-	
7	KEBB5520	Internal circlip	-	-	2	2	-	-	-	
8	LAC00035	Bolt-socket-M8	-	-	4	4	-	-	-	
9	KBCA0614	Screw csk cross	-	-	2	2	-	-	-	
10	AZ131601	Drum brake	-	-	2	2	-	-	-	
10	BH131023	Drum brake- OLD	-	-	2	2	-	-	-	Before Apr20-Z
11	LCA00010	Nut hex thik-M10	-	-	2	2	-	-	-	
12	BH131206	Cap hub rear	-	-	2	2	-	-	-	
13	AZ131004	Assembly wheel rim	-	-	3	3	-	-	-	
14	BH131010	Tyre with tube 6-pr	-	-	1	1	-	-	-	
15	BH131009	Tyre 4.00-10	-	-	4	4	-	-	-	NS
16	BF131428	Tube 4.00-10	-	-	4	1	-	-	-	
17	BF131486	Nut conical M 10	-	-	12	12	-	-	-	
18	BF131710	Bolt M10	-	-	8	8	-	-	-	



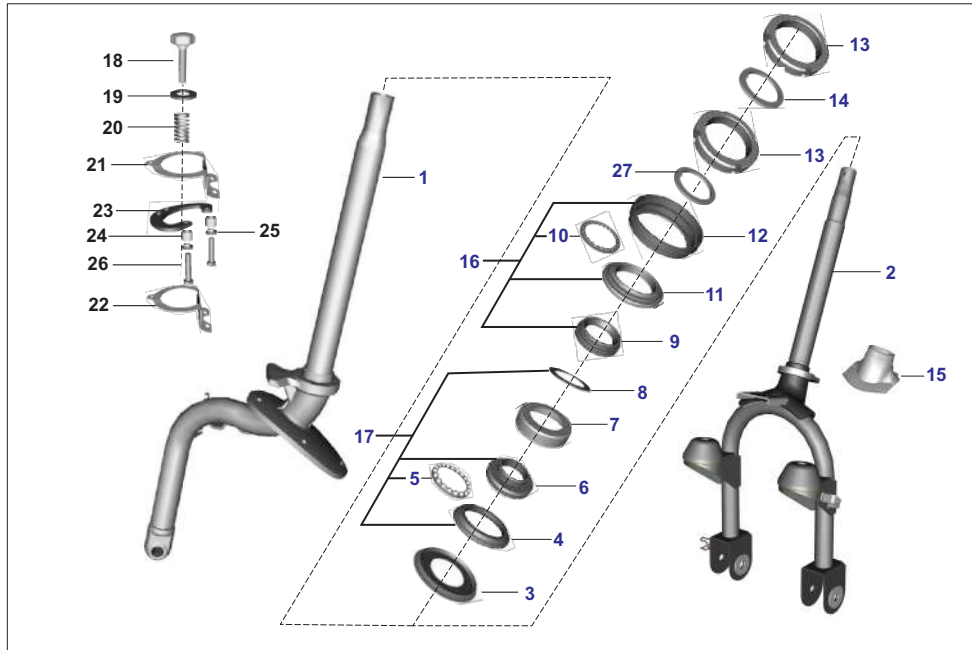
No.	Part No.	Description	RE		Z		XWIDE		C	Remarks
			AF	AM	AZ	RA	AT	AT1	AN	
1	AL151249	Assly drive flange	-	-	-	-	2	2	2	
2	BB151030	Rear hub	-	-	-	-	2	2	2	
3	BB151034	Seal	-	-	-	-	2	2	2	
4	BB151031	Bearing 30X55X13-rear hub	-	-	-	-	2	2	2	
5	KEBB6825	Circlip	-	-	-	-	2	2	2	
6	LAC00044	Bolt - Socket - M-8	-	-	-	-	8	8	8	
7	AL151242	Drum brake rear	-	-	-	-	2	2	2	
8	BF131707	Nut axle M16	-	-	-	-	2	2	2	
9	BB133066	Sleeve drive shaft	-	-	-	-	2	2	2	
10	KJAA3035	O ring	-	-	-	-	2	2	2	
11	AL151254	Circlip for AL151151	-	-	-	-	2	2	2	
12	KDBA1632	Washer plain	-	-	-	-	2	2	2	
13	AL171066	Bolt for axle	-	-	-	-	6	6	6	
14	AL151017	Tyre with tube 4.5 x 10	-	-	-	-	4	4	4	NS
15	AL151246	Assly rim	-	-	-	-	4	4	4	
16	AL151252	Nut conical m12 wheel nut	-	-	-	-	9	9	9	
17	BH131206	Cap hub rear	-	-	-	-	2	2	2	
18	AL151019	Tube	-	-	-	-	4	4	4	NS
19	AL151017	Tyre	-	-	-	-	4	4	4	NS



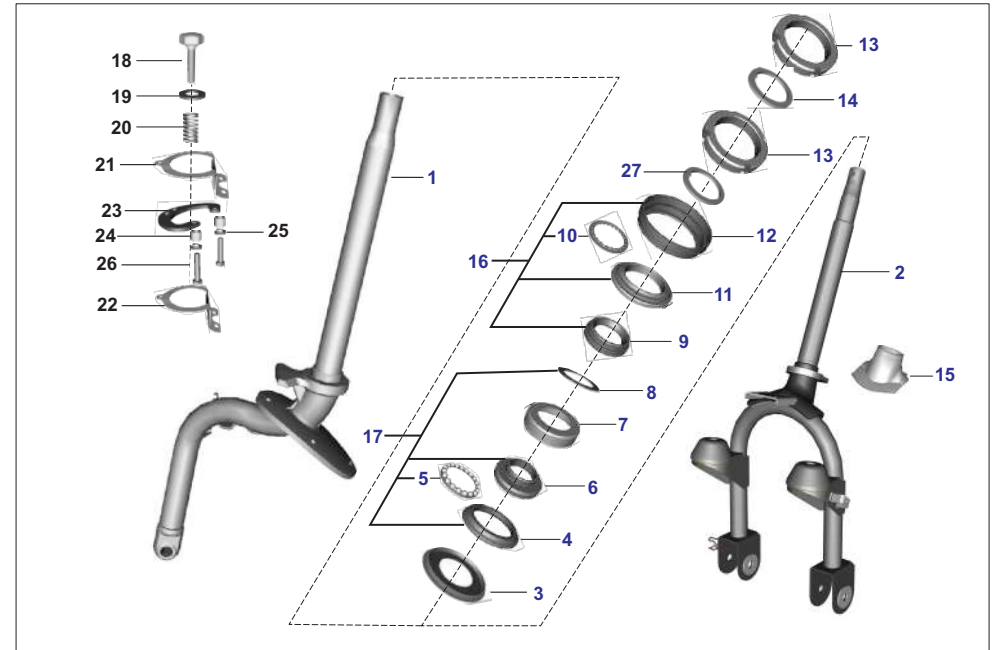
No.	Part No.	Description	RE		Z		XWIDE		C		Remarks
			AF	AM	AZ	RA	AT	AT1	AN		
1	BH121004	Assembly front damper	-	-	2	2	-	-	-	-	
1	AL171139	Shockabsorber front	-	-	-	-	2	2	2		
1	AL171151	Shockabsorber front-LL	-	-	-	-	2	2	-		
2	BH121005	Spring front suspension	-	-	2	2	-	-	-		
2	AL171045	Spring suspension front	-	-	-	-	2	2	2		
2	AL171032	Spring suspension front-LL	-	-	-	-	2	2	-		
3	39251604	Bolt - shoulder - M10	-	-	2	2	2	2	2		
4	KDBA1022	Washer_plain	-	-	2	2	2	2	2		
5	KDDB1018	Washer spring thin	-	-	2	2	2	2	2		
6	LCA00010	Nut hex thik	-	-	2	2	2	2	2		
7	AL171091	Link assembly LH	-	-	1	1	1	1	1		
8	AL171093	Link assembly RH	-	-	1	1	1	1	1		
9	AL171095	Bearing sleeve	-	-	1	1	1	1	1		
10	AB171016	Bush assembly-front sh ab mtg	-	-	1	1	1	1	1		
11	AL171081	Bush link pivot for igus bush	-	-	2	2	2	2	2		
12	LJA00025	Ring o-id 18.72 x sect. Dia. 3	-	-	4	4	4	4	4		
13	AF170008	Cap link front	-	-	4	4	4	4	4		
14	AL171051	Bolt-M12	-	-	2	2	2	2	2		
15	39093915	Nut hex nyloc	-	-	2	2	2	2	2		
16	AL171058	Locking pin - link RH	-	-	1	1	1	1	1		
17	BH151089	Bracket assembly hose brake	-	-	1	1	1	1	1		



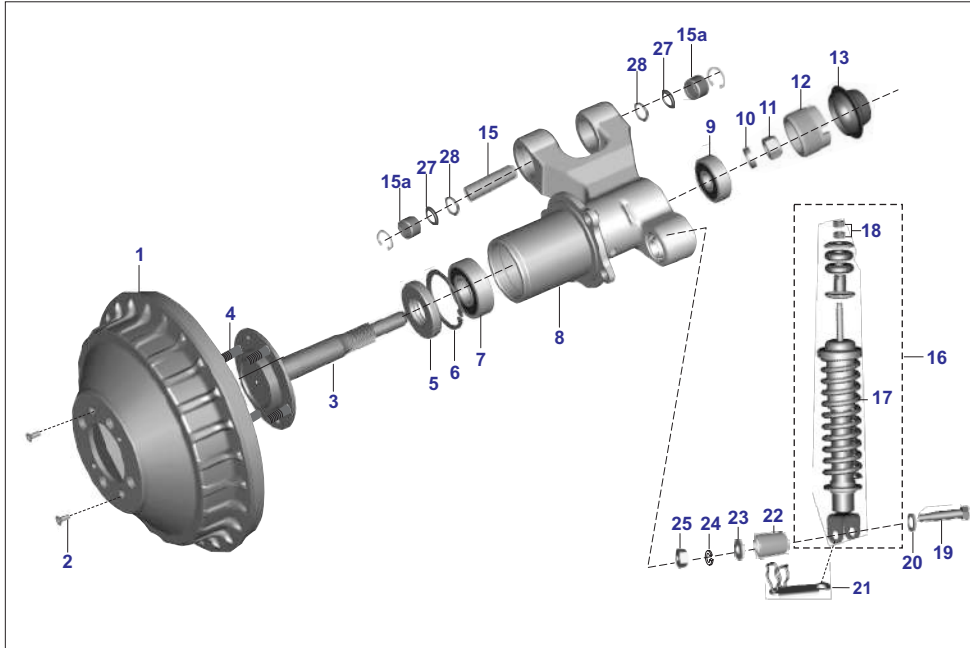
No.	Part No.	Description	RE		Z		XWIDE		C		Remarks
			AF	AM	AZ	RA	AT	AT1	AN		
1	52244040	Mudguard assembly front	1	1	-	-	-	-	-	-	AA161289
2	52BB0075	Mudguard front	-	-	1	1	1	1	1	1	BB161099
3	AB161182	Plate check fr mud mountin	1	1	-	-	-	-	-	-	
4	KAAG0625	Bolt	3	3	-	-	-	-	-	-	
5	KCGD0606	Nut hex flanged	3	3	3	3	3	3	3	3	
6	LAA00014	Bolt-M8	1	1	-	-	-	-	-	-	
7	KDDB0815	Washer sp thn	1	1	1	1	1	1	1	1	
8	39242411	Plain washer	1	1	-	-	-	-	-	-	
9	24230185	Mudflap	1	1	-	-	-	-	-	-	
9	BB221015	Mudflap front	-	-	1	1	1	1	1	1	
10	24161176	Strip for front mudguard flap	1	1	1	1	1	1	1	1	
11	KAAA0514	Bolt	2	2	2	2	2	2	2	2	
12	KDDB0509	Washer sp thn	2	2	2	2	2	2	2	2	
13	LDB00019	Washer plain	2	2	2	2	2	2	2	2	
14	KCAA0504	Nut hex thick	2	2	2	2	2	2	2	2	
15	KADT0616	Bolt flanged	-	-	-	-	4	4	-	-	
16	LDB00014	Washer plain	-	-	4	4	4	4	4	4	
17	DS161125	Cable guide	-	-	1	1	1	1	1	1	
18	BH131817	Spacer guide hose	-	-	1	1	1	1	1	1	
19	BF185019	Clip plastic rivet	-	-	1	1	1	1	1	1	



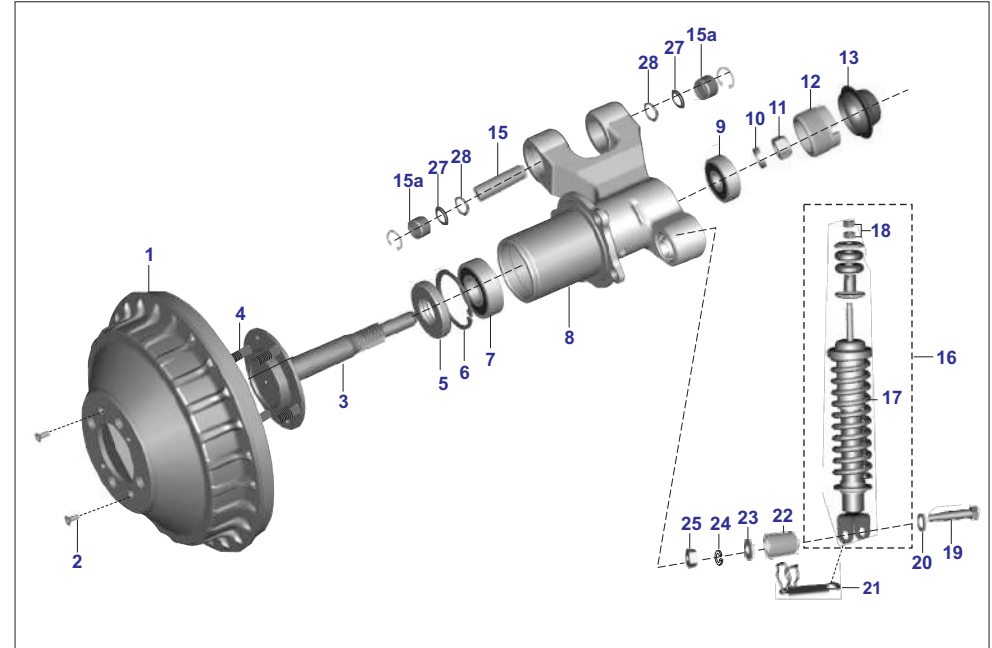
No.	Part No.	Description	RE		Z		XWIDE		C		Remarks
			AF	AM	AZ	RA	AT	AT1	AN		
1	AA181039	Column assembly steering	1	1	-	-	-	-	-	-	
2	AZ151026	Fork assembly	-	-	1	1	-	-	-	-	
2	BB181012	Fork assembly	-	-	-	-	1	1	1	1	
3	AA181023	Cover dust lower	1	1	-	-	-	-	-	-	
3	BH151007	Dust cover bottom	-	-	1	1	-	-	-	-	
3	AL181006	Cover - dust - bottom	-	-	-	-	1	1	1	1	
4	BH151097	Race inner lower	1	1	1	1	-	-	-	-	
4	BB181040	Bearing race lower	-	-	-	-	1	1	1	1	
5	AB181012	Steel ball with cage lower	1	1	1	1	-	-	-	-	
5	BB181037	Ball with cage-solid oil	-	-	-	-	1	1	1	1	
6	BH151096	Race outer lower	1	1	1	1	-	-	-	-	
6	BB181039	Bearing race lower outer	-	-	-	-	1	1	1	1	
7	BH151008	Dust cover top	1	1	1	1	-	-	-	-	
7	AL181005	Cover - dust - top	-	-	-	-	1	1	1	1	
8	BH151009	Spacer fork front	1	1	1	1	-	-	-	-	
8	BB181010	Spacer fork front re445l	-	-	-	-	1	1	1	1	
9	BH151095	Race outer upper	1	1	1	1	-	-	-	-	
9	BB181036	Race bearing upper-outer	-	-	-	-	1	1	1	1	
10	BH151093	Cage - ball	1	1	1	1	-	-	-	-	
10	BB181035	Ball with cage-solid oil	-	-	-	-	1	1	1	1	
11	AA181059	Race inner upper	1	1	-	-	-	-	-	-	
11	BH151092	Race inner upper	-	-	1	1	-	-	-	-	
11	BB181034	Race bearing upper-inner	-	-	-	-	1	1	1	1	



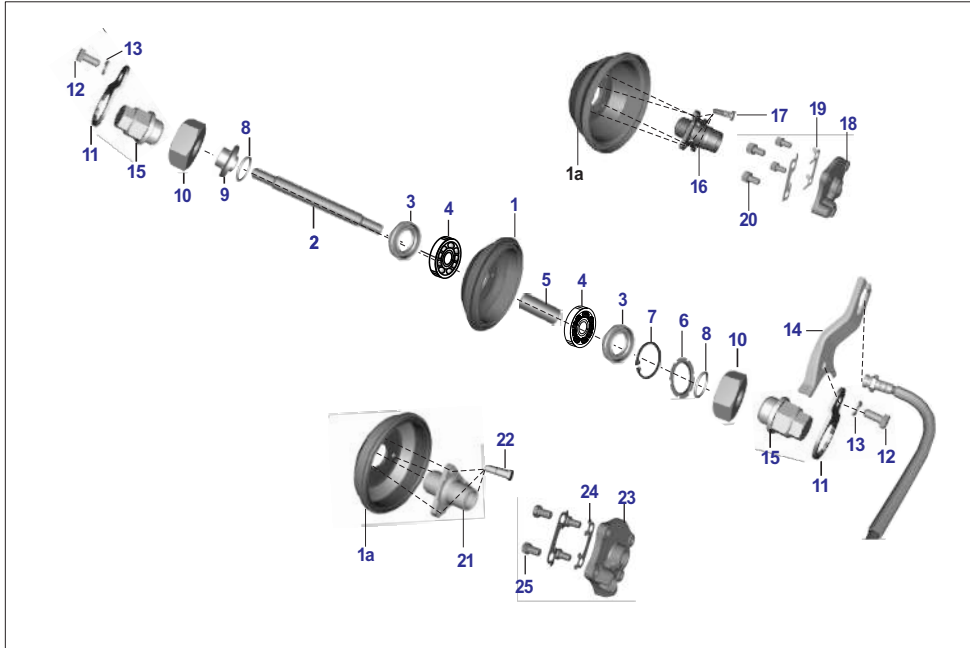
No.	Part No.	Description	RE		Z		XWIDE		C		Remarks
			AF	AM	AZ	RA	AT	AT1	AN		
12	AA181058	Cover bearing upper	1	1	-	-	-	-	-	-	
12	BH151094	Cover bearing upper	-	-	1	1	-	-	-	-	
12	24161443	Dust cover	-	-	-	-	1	1	1	1	
13	24181047	Lock nut	2	2	2	2	2	2	2	2	
14	AB181020	Spacer washer bearing	1	1	1	1	1	1	1	1	
15	BH111056	Bellow	-	-	1	1	-	-	-	-	
15	BB161107	Bellow	-	-	-	-	1	1	1	1	
16	36BH0052	Bearing race kit upper Z & Comp.	1	1	1	1	-	-	-	-	
16	36AL0022	Kit steering cone upper	-	-	-	-	1	1	1	1	
17	36BH0053	Bearing race kit lower Z & Comp.	1	1	1	1	-	-	-	-	
17	36AL0005	Kit lower steering cone lower	-	-	-	-	1	1	1	1	
18	21180307	Knob	1	1	1	1	1	1	1	1	
19	LDB00019	Washer plain-id	1	1	1	1	1	1	1	1	
20	21180308	Spring	1	1	1	1	1	1	1	1	
21	BH151065	Steering plate upper	1	1	1	1	1	1	1	1	
22	BH151066	Steering plate lower	1	1	1	1	1	1	1	1	
23	22181058	Steering lock plate assly	1	1	1	1	1	1	1	1	
24	24181161	Spacer dampening plate	2	2	2	2	-	-	-	-	
24	BB151052	Spacer	-	-	-	-	2	2	2	2	
25	KDDA0509	Washer sp thn-	2	2	2	2	2	2	2	2	
26	KAAD0520	Bolt	2	2	2	2	-	-	-	-	
27	LDH00012	Washer conical	4	4	-	-	-	-	-	-	



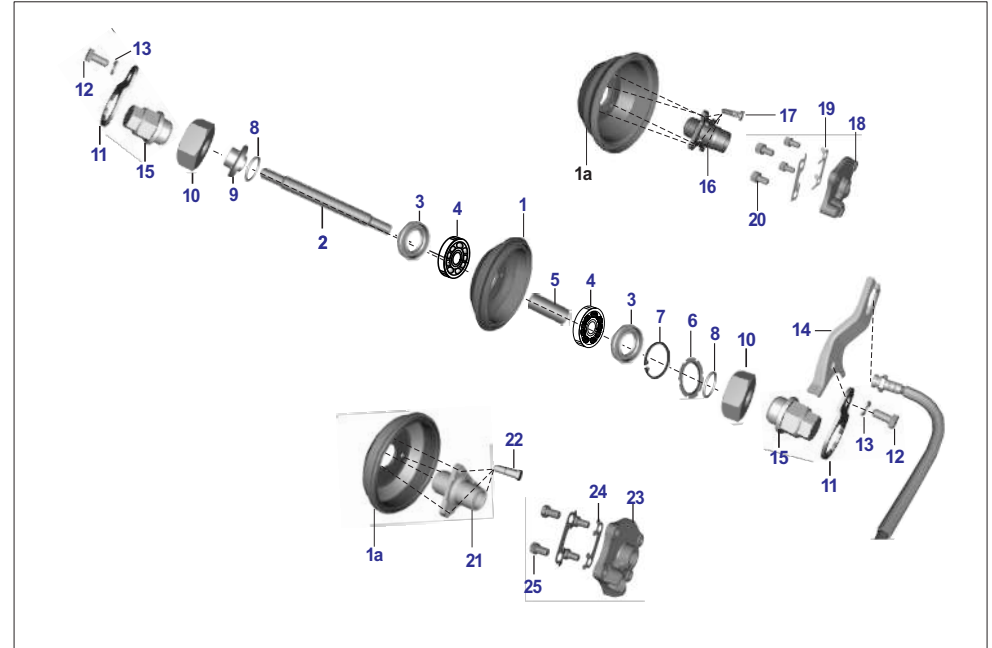
No.	Part No.	Description	RE		Z		XWIDE		C	Remarks
			AF	AM	AZ	RA	AT	AT1	AN	
1	AF151079	Drum brake	1	1	-	-	-	-	-	
2	KBCA0410	Screw csk cross	2	2	-	-	-	-	-	
3	24151266	Assly axle front wheel	1	1	-	-	-	-	-	
4	3100718	Bolt for rear/fr wheel flange	4	4	-	-	-	-	-	
5	22170115	Seal - oil	1	1	-	-	-	-	-	
6	KEBB4717	Circlip 47x17	1	1	-	-	-	-	-	
7	KPBC6204	Bearing-ball-c3 clearance	1	1	-	-	-	-	-	
8	AF151080	Hub front	1	1	-	-	-	-	-	
9	39236220	Bearing - ball :- 12 x 37 x 12	1	1	-	-	-	-	-	
10	AA151049	Spacer	1	1	-	-	-	-	-	
11	59150003	U nut m12	1	1	-	-	-	-	-	
12	LCD00002	Nut-m39x1.5xheight 25	1	1	-	-	-	-	-	
13	BH131206	Cap hub rear	1	1	-	-	-	-	-	
14	39235717	Circlip - internal	2	2	-	-	-	-	-	
15	24171198	Pin pivot	1	1	-	-	-	-	-	
15a	24171201	Bearing needle	2	2	-	-	-	-	-	
16	AB171044	FR shock absorber assly	1	1	-	-	-	-	-	
17	AB171017	Spring fr. Shock.	1	1	-	-	-	-	-	
18	39029515	Nut fr. Shock.	2	2	-	-	-	-	-	
19	AB171031	Bolt for sh abs mounting	1	1	-	-	-	-	-	



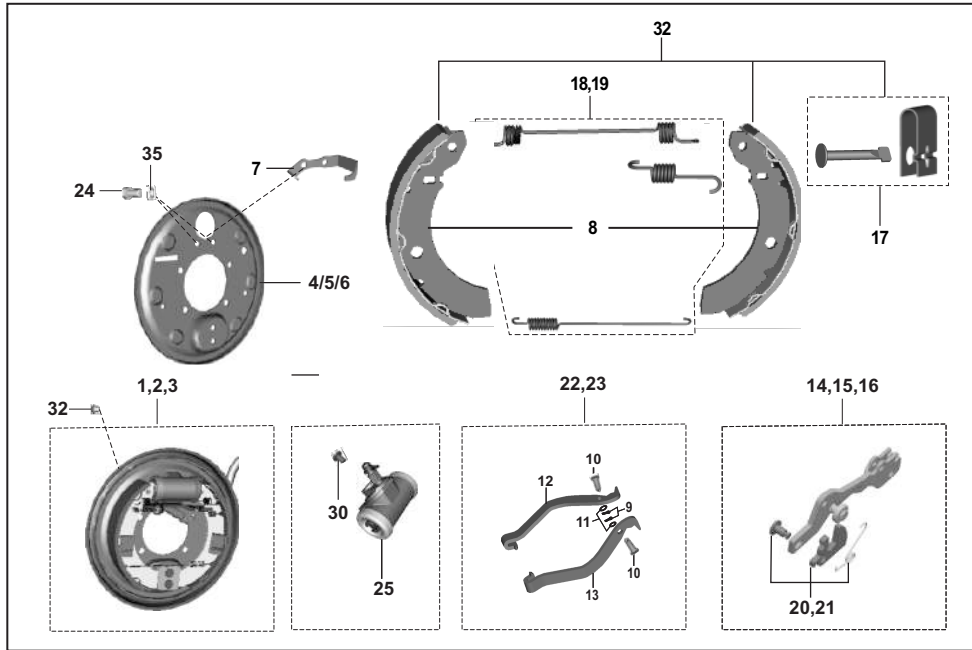
No.	Part No.	Description	RE		Z		XWIDE		C	Remarks
			AF	AM	AZ	RA	AT	AT1	AN	
20	39054311	Plain washer	1	1	-	-	-	-	-	
21	24151247	Assly bracket guide hose	1	1	-	-	-	-	-	
22	AB171016	Bush assly-fr sh ab mtg	1	1	-	-	-	-	-	
23	KDBA1022	Washer_plain	1	1	-	-	-	-	-	
24	KDDB1018	Washer spring thin	1	1	-	-	-	-	-	
25	LCA00010	Nut hex thik-M10	1	1	-	-	-	-	-	
26	24171117	Bolt hexagon wth flange	4	4	-	-	-	-	-	
27	24171200	Seal Pivot	2	2	-	-	-	-	-	
28	LJA00014	Ring O-ld 27.7 X Sect. Dia. 2.1	2	2	-	-	-	-	-	



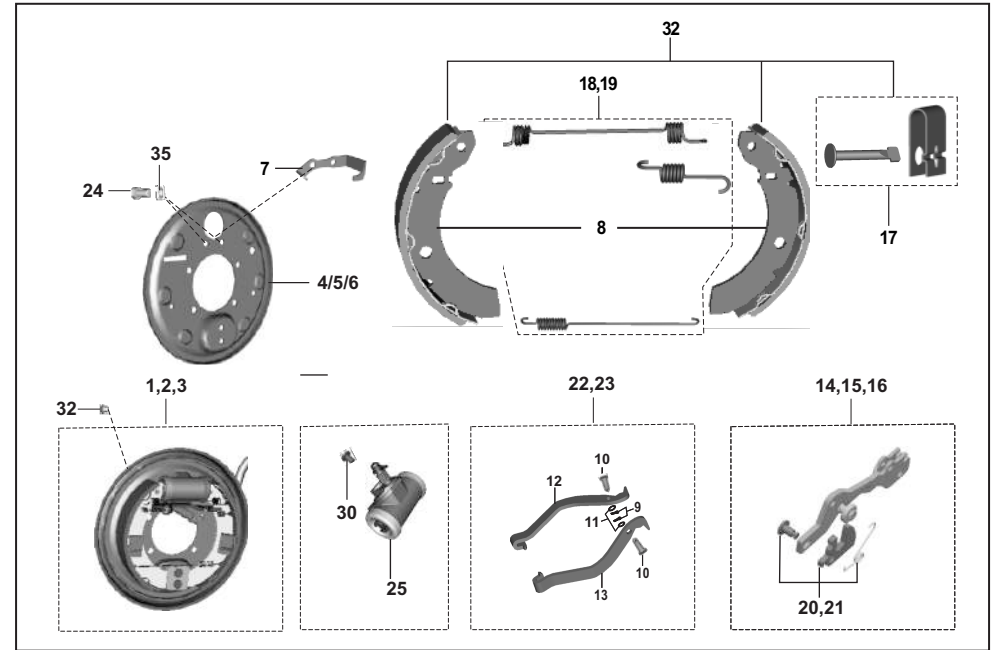
No.	Part No.	Description	RE		Z		XWIDE		C	Remarks
			AF	AM	AZ	RA	AT	AT1	AN	
1	AZ131601	Drum brake front	-	-	1	1	-	-	-	
1a	AL151242	Drum brake front	-	-	-	-	1	1	1	
2	AP151002	Axle -m16	-	-	1	1	-	-	-	
2	AL151004	Front Wheel Axle	-	-	-	-	1	1	1	
3	39173719	Seal - Oil :- 26 X 42 X 8	-	-	1	1	1	1	1	
4	KPBC6004	Bearing-ball-c3 clearance	-	-	2	2	2	2	2	
5	BH131024	Tube assembly	-	-	1	1	-	-	-	
5	AL151005	Distance piece assly	-	-	-	-	1	1	1	
6	AL151007	Collar	-	-	1	1	1	1	1	
7	39246417	Circlip	-	-	1	1	-	-	-	
7	KEBB4217	Circlip internal	-	-	1	1	1	1	1	
8	KJAA2024	O Ring	-	-	2	2	2	2	2	
9	BH131600	Assembly spacer	-	-	1	1	-	-	-	
9	AL151008	Spacer assly.	-	-	-	-	1	1	1	
10	LCA00019	Nut hex-M16	-	-	2	2	2	2	2	
11	AL151012	Locking Clip	-	-	2	2	2	2	2	
12	KAAD0614	Bolt	-	-	2	2	2	2	2	
13	KDDA0612	Washer sp thn	-	-	2	2	2	2	2	
14	AZ131833	Bracket circuit brake	-	-	1	1	-	-	-	
15	AL151011	Collar Nut	-	-	2	2	2	2	2	



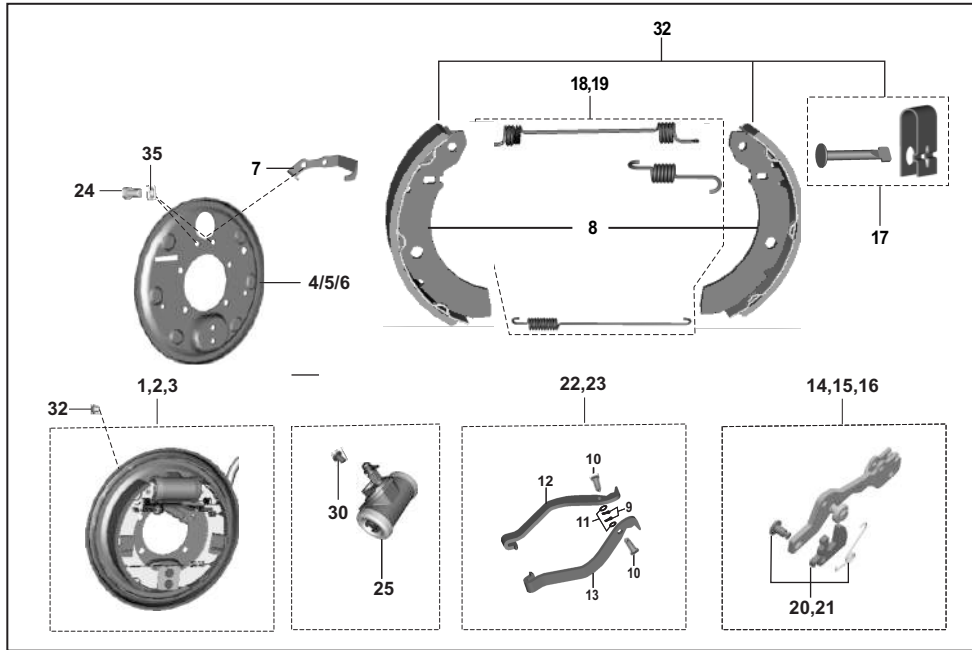
No.	Part No.	Description	RE		Z		XWIDE		C	Remarks
			AF	AM	AZ	RA	AT	AT1	AN	
16	AZ131605	Hub front	-	-	1	1	-	-	-	
17	BF131710	Bolt M10	-	-	4	4	-	-	-	
18	AZ131604	Flange panel brake	-	-	1	1	-	-	-	
19	AF151040	Plate lock	-	-	2	2	-	-	-	
20	LAA00047	Bolt m10x1.25	-	-	4	4	-	-	-	
21	AL151243	Hub front maxima	-	-	-	-	1	1	1	
22	AL171066	Bolt for axle	-	-	-	-	3	3	3	
23	AL151266	Flange panel brake	-	-	-	-	1	1	1	
24	AL171053	Plate - lock	-	-	-	-	2	2	2	
25	39042304	Bolt	-	-	-	-	4	4	4	




No.	Part No.	Description	RE		Z		XWIDE		C		Remarks
			AF	AM	AZ	RA	AT	AT1	AN		
1	AA151128	Panel assembly brake front	1	1	-	-	-	-	-	-	From Apr.20
1	AZ131834	Panel assembly brake front	-	-	1	1	-	-	-	-	From Apr.20
2	BH131213	Panel assembly brake rear RH	1	1	-	-	-	-	-	-	Up to Mar.20
2	AA151069	Panel assembly brake rear RH-SM	1	1	-	-	-	-	-	-	
2	AZ131836	Panel assembly brake rear RH	-	-	1	1	-	-	-	-	From Apr.20
3	BH131212	Panel assembly brake rear LH	1	1	-	-	-	-	-	-	Up to Mar.20
3	AA151071	Panel assembly brake rear LH-SM	1	1	-	-	-	-	-	-	
3	AZ131835	Panel assembly brake rear LH	-	-	1	1	-	-	-	-	From Apr.20
4	36AA4146	Back plate front	1	1	-	-	-	-	-	-	From Apr.20
4	36AZ0079	Back plate front	-	-	1	1	-	-	-	-	From Apr.20
5	24151174	Back plate assly. LH	1	1	1	1	-	-	-	-	Up to Mar.20- Z
5	AL151211	Back plate assembly lh finished-Z	-	-	1	1	-	-	-	-	From Apr.20
6	24151178	Back panel assly RH	1	1	1	1	-	-	-	-	Up to Mar.20- Z
6	36AZ0079	Back plate assly rh finished-Z	-	-	1	1	-	-	-	-	From Apr.20
7	24151245	Bracket hose guide front	1	1	1	1	-	-	-	-	
8	24151268	Brake shoe kit (ask lining)	3	3	3	3	-	-	-	-	Up to Mar.20- Z
8	24151268	Brake shoe kit (ask lining) RR	2	2	-	-	-	-	-	-	From Apr.20
8	24151171	Brake shoe kit with spring	1	1	1	1	-	-	-	-	Up to Mar.20- Z
8	36AA4144	Brake shoe spring kit Fr.- RE	1	1	-	-	-	-	-	-	From Apr.20
8	36AZ0080	Brake shoe spring kit Fr.- Z	-	-	1	1	-	-	-	-	From Apr.20



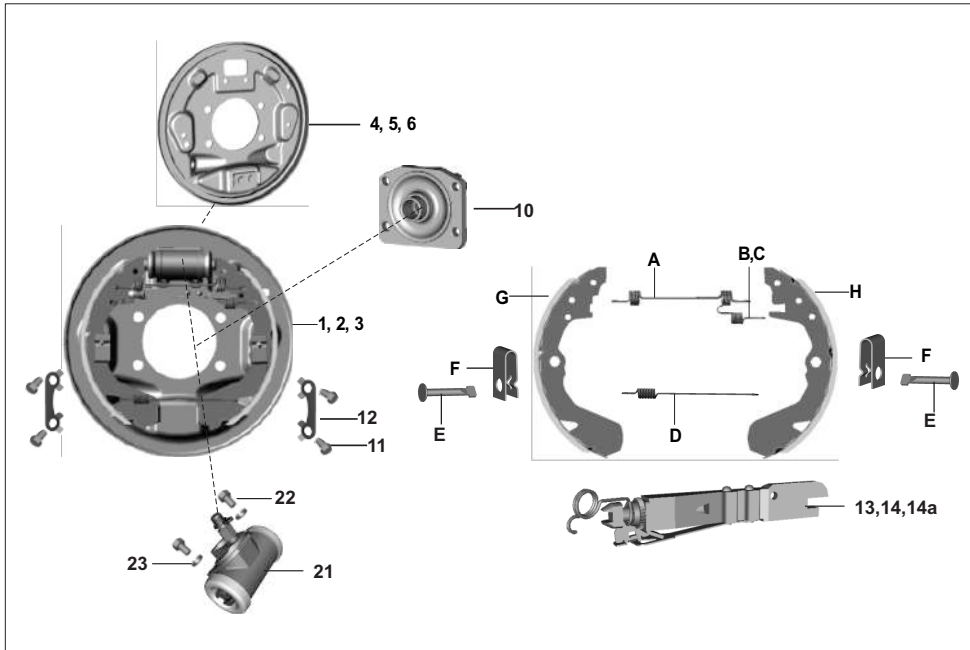
No.	Part No.	Description	RE		Z		XWIDE		C		Remarks
			AF	AM	AZ	RA	AT	AT1	AN		
8	36AZ0076	Brake shoe with hbl lh kit-Z	-	-	1	1	-	-	-	-	From Apr.20
8	36AZ0078	Brake shoe with hbl rh kit-Z	-	-	1	1	-	-	-	-	From Apr.20
9	KHAA2512	Pin cotter-dia.	1	1	1	1	-	-	-	-	
10	24151146	Pin pivot-park lever	1	1	1	1	-	-	-	-	
11	24151148	Washer- plain park lever	1	1	1	1	-	-	-	-	
12	BH131813	Lever parking brake LH	1	1	1	1	-	-	-	-	
13	BH131814	Lever parking brake RH	1	1	1	1	-	-	-	-	
14	36AA4147	Assly auto adjuster front	1	1	-	-	-	-	-	-	From Apr.20
14	AL151194	Assly auto adjuster front-Z	-	-	1	1	-	-	-	-	From Apr.20
15	24151175	Assly auto adjuster LH	1	1	1	1	-	-	-	-	Up to Mar.20- Z
15	AL151211	Assly auto adjuster LH- Z	-	-	1	1	-	-	-	-	From Apr.20
16	24151179	Assly auto adjuster RH	1	1	1	1	-	-	-	-	Up to Mar.20- Z
16	AL151212	Assly auto adjuster RH- Z	-	-	1	1	-	-	-	-	From Apr.20
17	24151172	Brake Shoe clamp spring kit	3	3	3	3	-	-	-	-	Up to Mar.20- Z
17	36AA4145	Brake shoe clamp spring kit- FR.	1	1	-	-	-	-	-	-	From Apr.20
18	24151182	Spring kit RH	1	1	1	1	-	-	-	-	Up to Mar.20- Z
18	36AH0004	Spring kit RH	-	-	1	1	-	-	-	-	From Apr.20
19	24151173	Spring kit FR/LH	2	2	2	2	-	-	-	-	Up to Mar.20- Z
19	36AH0003	Spring kit FR/LH	-	-	2	2	-	-	-	-	From Apr.20
20	24151170	Ratchet kit for fr & LH	2	2	2	2	-	-	-	-	



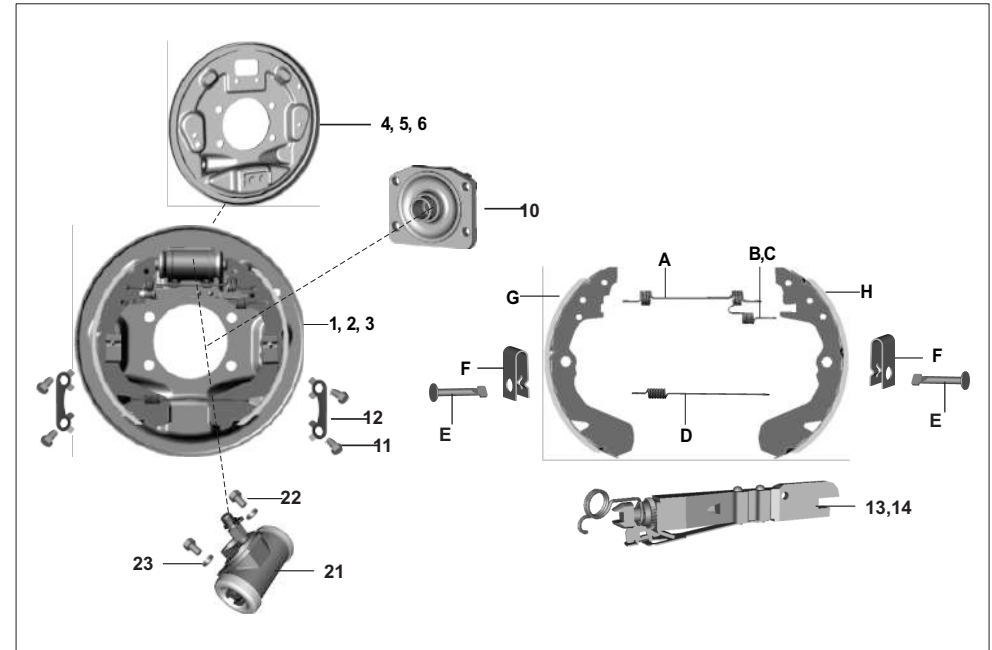
No.	Part No.	Description	RE		Z		XWIDE		C	Remarks
			AF	AM	AZ	RA	AT	AT1	AN	
21	24151181	Ratchet kit RH	1	1	1	1	-	-	-	
22	24151177	Kit parking lever LH	1	1	1	1	-	-	-	
23	24151183	Kit parking lever RH	1	1	1	1	-	-	-	
24	AL151054	Bolt-NS	2	2	2	2	-	-	-	Alt-36BA4014
25	24151163	Wheel cylinder assly front	1	1	1	1	-	-	-	Up to Mar.20
25	36AA4142	Wheel cylinder assly front-RE	1	1	-	-	-	-	-	From Apr.20
25	24151164	Cylinder assly wheel rear RE	2	2	2	2	-	-	-	Up to Mar.20 -Z
25	YAZ08012	Wheel cylinder assembly -Z	-	-	3	3	-	-	-	From Apr.20
26	24151113	Wheel cylinder major kit RR RE	3	3	3	3	-	-	-	Up to Mar.20 -Z
26	36AA4143	Wheel cylinder major kit FR RE	1	1	-	-	-	-	-	From Apr.20
28	24151114	Wheel cylinder minor kit rear	3	3	3	3	-	-	-	Up to Mar.20 -Z
30	AB151079	Screw - bleeder	3	3	3	3	-	-	-	
32	YAZ08019	Protection plug	3	3	3	3	-	-	-	NS
33	36BA4015	Wheel cylinder mtg kit fr.- RE	1	1	1	1	-	-	-	Up to Mar.20 -Z
33	36AH0010	Wheel cylinder mtg kit -Fr.-Z	-	-	1	1	-	-	-	
34	36BA4014	Wheel cylinder mtg kit rr	2	2	2	2	-	-	-	Up to Mar.20
35	AL151053	Washer spring	2	2	2	2	-	-	-	



No.	Part No.	Description	RE		Z		XWIDE		C	Remarks
			AF	AM	AZ	RA	AT	AT1	AN	

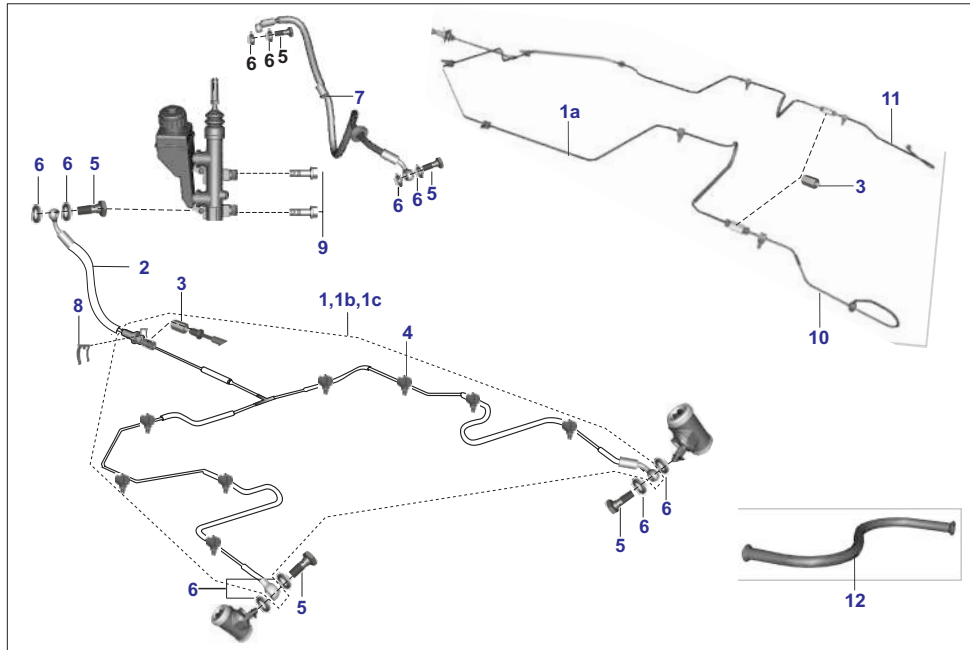


No.	Part No.	Description	RE		Z		XWIDE		C		Remarks
			AF	AM	AZ	RA	AT	AT1	AN		
1	AL151276	Panel assembly front	-	-	-	-	1	1	1		
2	AL151278	Panel Assembly Rear RH	-	-	-	-	1	1	1		
3	AL151277	Panel Assembly Rear LH	-	-	-	-	1	1	1		
4	36AL0033	Back plate assly FR-AL151239	-	-	-	-	1	1	1	Kit-35	
5	36AL0038	Back platel assly RH-AL151262	-	-	-	-	1	1	1	Kit-36 NS	
6	36AL0040	Back plate assly. LH AL151261	-	-	-	-	1	1	1	Kit-37	
7	BB151064	Shoe clamp spring kit	-	-	-	-	3	3	3	inc-E,F	
8	BB151062	Spring kit fr. LH	-	-	-	-	3	3	3	inc-A,B,D	
9	BB151063	Spring kit RH	-	-	-	-	3	3	3	inc-A,C,D	
10	AL151266	Flange back plate cargo -	-	-	-	-	1	1	1		
11	39042304	Bolt hexagon head	-	-	-	-	4	4	4		
12	AL171053	Lock plate	-	-	-	-	2	2	2		
13	AL151194	Auto adjuster assly front	-	-	-	-	1	1	1		
14	AL151211	Auto adjuster assly LH	-	-	-	-	1	1	1		
14a	AL151212	Assembly auto adjuster rear RH	-	-	-	-	1	1	1		
15	36AL0050	Front brake shoe kit maxima	-	-	-	-	1	1	1	Incl-G,H,E,F Kit-38	
16	36AL0051	Rear rh brake shoe kit maxima	-	-	-	-	1	1	1	Incl-G,H,E,F Kit-39	
17	36AL0052	Rear lh brake shoe kit maxima	-	-	-	-	1	1	1	Incl-G,H,E,F Kit-40	
18	36AL0030	Wheel cylinder major kit	-	-	-	-	3	3	3	Kit-41	
19	36AL0029	Wheel cylinder minor kit	-	-	-	-	3	3	3	Kit-42	



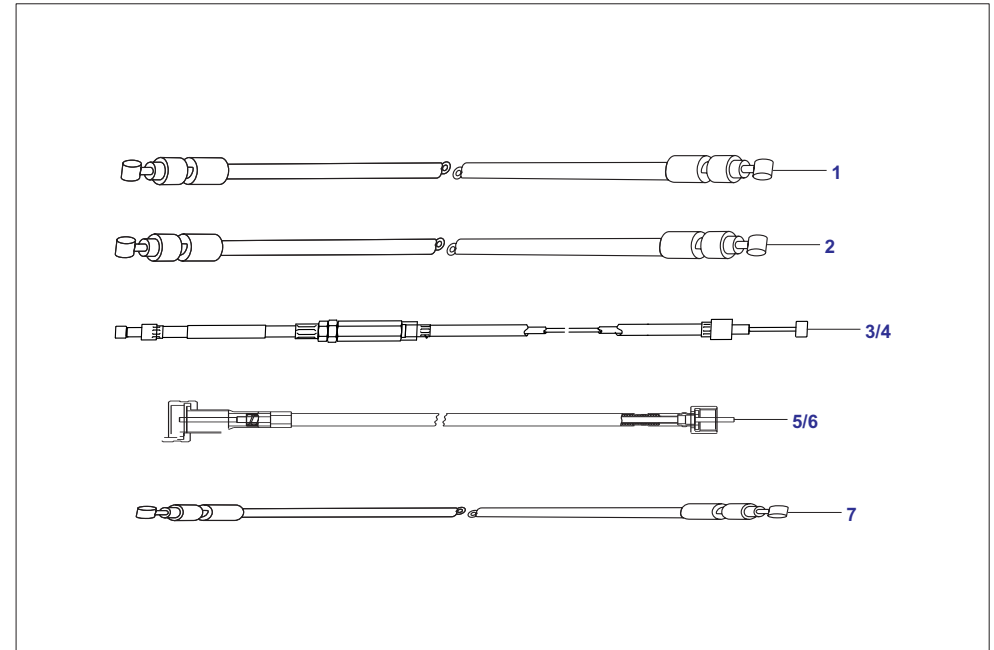
No.	Part No.	Description	RE		Z		XWIDE		C		Remarks
			AF	AM	AZ	RA	AT	AT1	AN		
20	BF131904	Plug protection	-	-	-	-	2	2	2		
21	AL151231	Assy wheel cylinder	-	-	-	-	3	3	3		
22	AL151205	Bolt wheel cylinder Mtg.	-	-	-	-	2	2	2		
23	BF131905	Washer spring NS	-	-	-	-	2	2	2	Alt- 36BA4014	
24	AL151279	Assembly brake panel with flange-SM	-	-	-	-	1	1	1	Incl-1&10	

PLATE NO. 44 : BRAKE PIPE

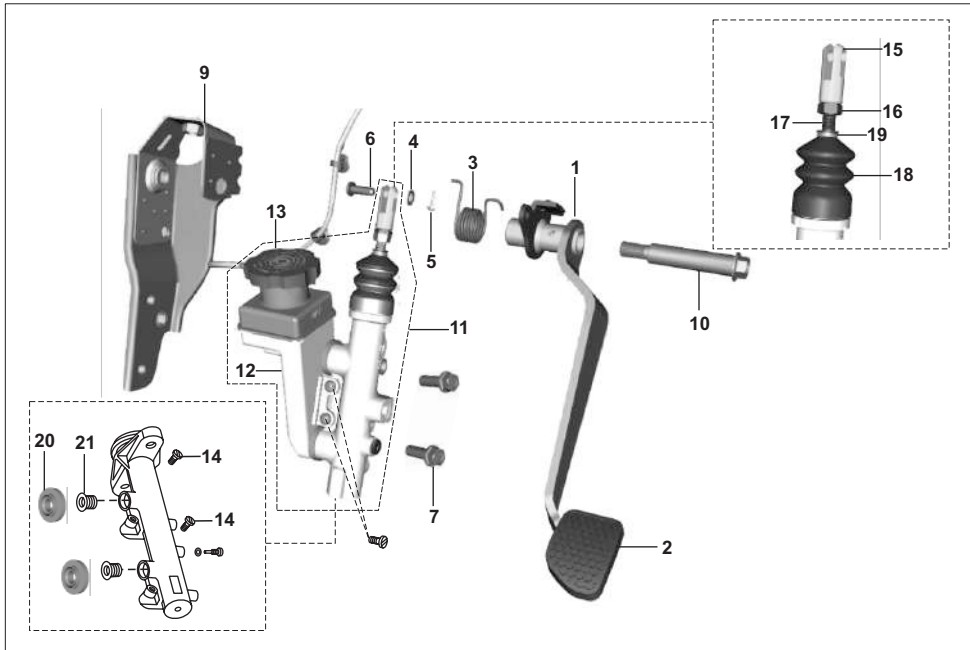


No.	Part No.	Description	RE		Z		XWIDE		C		Remarks
			AF	AM	AZ	RA	AT	AT1	AN		
1	AF151105	Pipe assembly brake rear	1	1	-	-	-	-	-	-	
1a	AZ131830	Pipe assembly brake rear	-	-	1	1	-	-	-	-	
1b	BB151091	Pipe assembly brake rear	-	-	-	-	1	1	-	-	
1c	AL151220	Pipe assembly brake	-	-	-	-	-	-	1	-	
2	24151234	Hose rear circuit-1	1	1	1	1	-	-	-	-	
2	BB151073	Assembly brake pipe rear1	-	-	-	-	1	1	1	-	
2	EC131821	Connector 2 way hex	-	-	2	2	2	2	2	2	
4	BG113804	Clamp brake pipe	9	9	9	9	9	9	9	9	
5	AB151049	Bolt - M10 X 1 :- Banjo, Brake	2	2	2	2	2	2	2	2	
6	21150422	Packing - copper washer	10	10	10	10	10	10	10	10	
7	AA151039	Hose brake front	1	1	-	-	-	-	-	-	
7	BH131804	Hose brake front BF	-	-	1	1	-	-	-	-	
7	BB151026	Hose brake front	-	-	-	-	1	1	1	-	
8	EC131835	Clip Hose	1	1	1	1	-	-	-	-	
9	KADD1030	Bolt-flange-tmc mounting	2	2	2	2	2	2	2	2	
10	AZ131831	Pipe assembly brake rear LH	-	-	1	1	-	-	-	-	
11	AZ131832	Pipe assembly brake rear RH	-	-	1	1	-	-	-	-	
12	AH131845	Pipe assembly brake front	-	-	1	1	-	-	-	-	

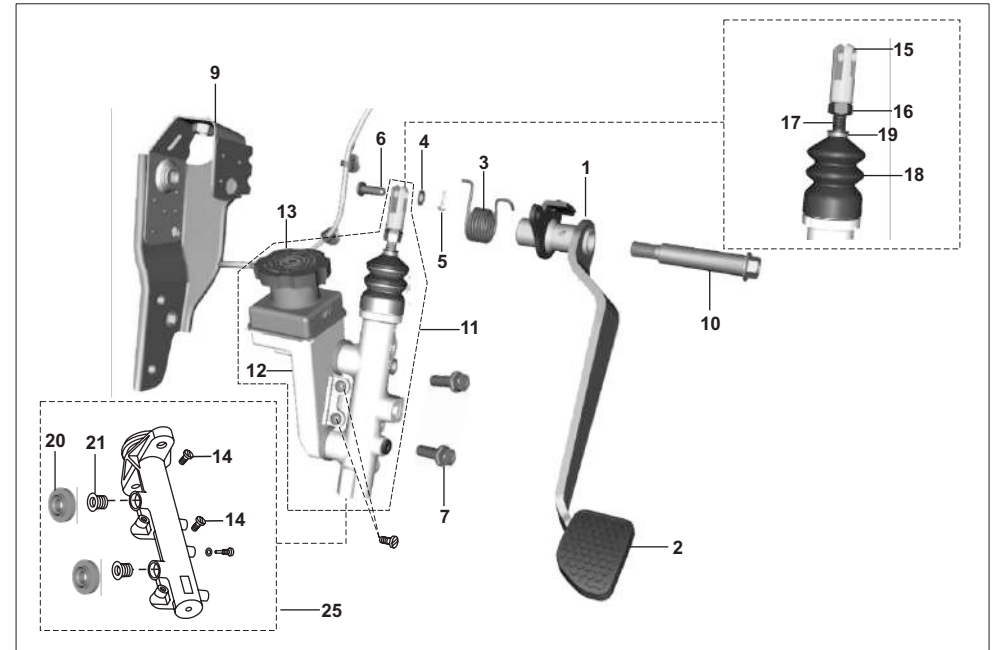
PLATE NO. 45: CONTROL CABLES



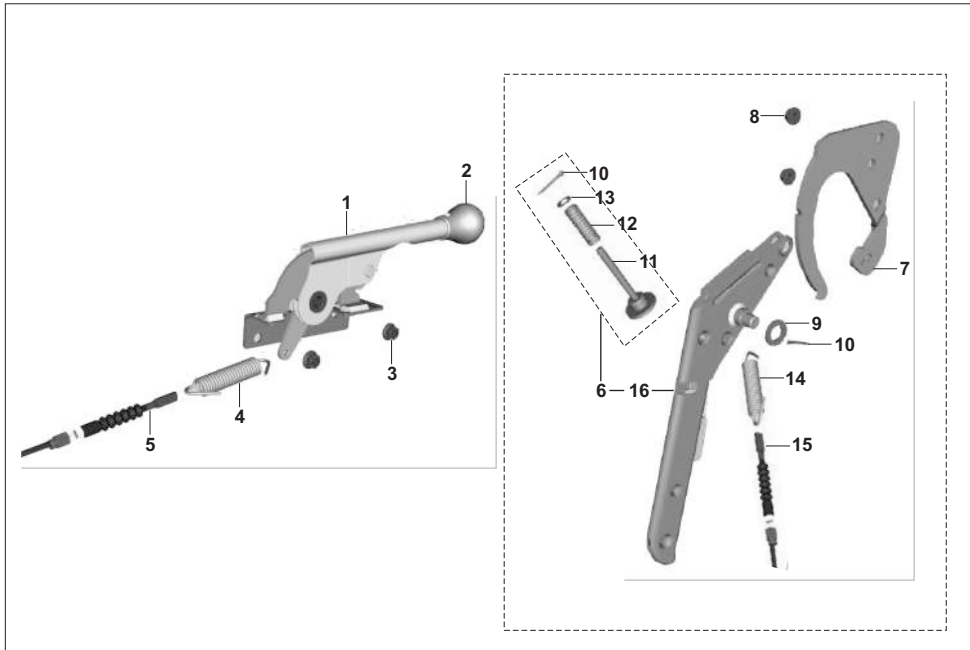
No.	Part No.	Description	RE		Z		XWIDE		C		Remarks
			AF	AM	AZ	RA	AT	AT1	AN		
1	AF191030	Cable accelerator	1	1	-	-	-	-	-	-	
1	AN191080	Cable accelerator	-	-	1	1	-	-	1	-	
1	AT161215	Cable accelerator	-	-	-	-	1	1	-	-	
2	AA191092	Cable clutch complete	1	1	1	1	1	1	-	-	
2	AN191060	Cable clutch	-	-	-	-	-	-	-	1	
3	AA191093	Cable gear black complete	1	1	-	-	-	-	-	-	
3	AZ161208	Cable comp gear black	-	-	1	1	-	-	-	-	
3	AN191062	Cable gear black	-	-	-	-	1	1	1	-	
4	AA191094	Cable gear white complete	1	1	-	-	-	-	-	-	
4	AZ161207	Cable comp gear white	-	-	1	1	-	-	-	-	
4	AN191056	Cable gear white	-	-	-	-	1	1	1	-	
5	AA191134	Cable speedometer	1	1	-	-	-	-	-	-	
5	AZ161215	Cable speedometer	-	-	1	1	-	-	-	-	
5	AA191102	Speedometer cable	-	-	-	-	1	1	-	-	
5	AN191070	Cable speedometer	-	-	-	-	-	-	-	1	
6	YAF18022	Cable inner speedometer	1	1	-	-	-	-	-	-	
6	AL191020	Cable inner speedometer	-	-	1	1	-	-	-	-	
6	AM191005	Cable inner speedometer	-	-	-	-	1	1	-	-	
6	AN191071	Cable inner speedometer	-	-	-	-	-	-	-	1	
7	AA201344	Cable lamp faremeter	1	1	1	1	1	1	-	-	



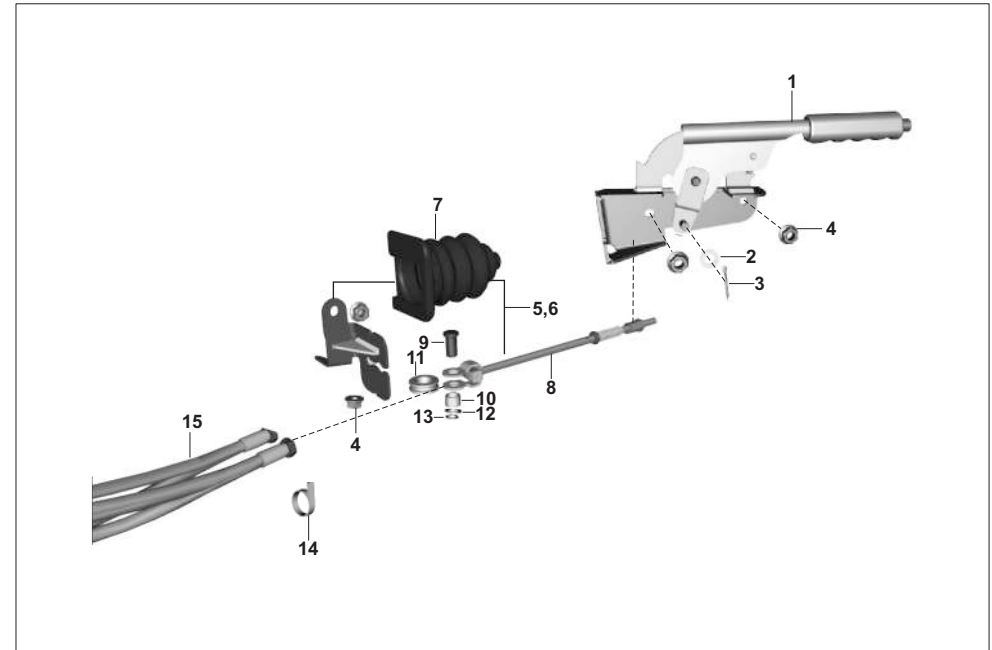
No.	Part No.	Description	RE		Z		XWIDE		C		Remarks
			AF	AM	AZ	RA	AT	AT1	AN		
1	BH161019	Assly brake pedal with pad	1	1	1	1	-	-	-	-	
1	BB151075	Assly brake pedal with pad	-	-	-	-	1	1	1		
2	24151232	Pad brake pedal	1	1	1	1	1	1	1		
3	BH161027	Spring brake pedal retainer	1	1	1	1	1	1	1		
4	39019911	Plain washer	2	2	2	2	2	2	2		
5	KHAA2018	Pin cotter	1	1	1	1	1	1	1		
6	39170207	Pin - clevis with head	1	1	1	1	1	1	1		
7	KADD1030	Bolt Flanged	2	2	2	2	2	2	2		
8	39105515	Nut Hex Flanged	2	2	2	2	2	2	2		
9	BH161017	Assembly bkt brake pedal mtg	1	1	1	1	1	1	1		
10	LAD00136	Bolt flanged	1	1	1	1	1	1	1		
11	AH131866	Cylinder tandem master with reservoir	1	1	1	1	1	1	1	1	
12	AA151112	Reservoir	1	1	1	1	1	1	1		
13	YAZ08001	Cap assy reservoir	1	1	1	1	1	1	1		
14	24151093	Screw reservoir mtg.	2	2	2	2	2	2	2		
15	24151090	Fork push rod	1	1	1	1	1	1	1		
16	24151087	Push rod complete	1	1	1	1	1	1	1		
17	24151094	Hex. nut	1	1	1	1	1	1	1		
18	AB151070	Boot	1	1	1	1	1	1	1		
19	24151079	Ring lock boot TMC	1	1	1	1	1	1	1		



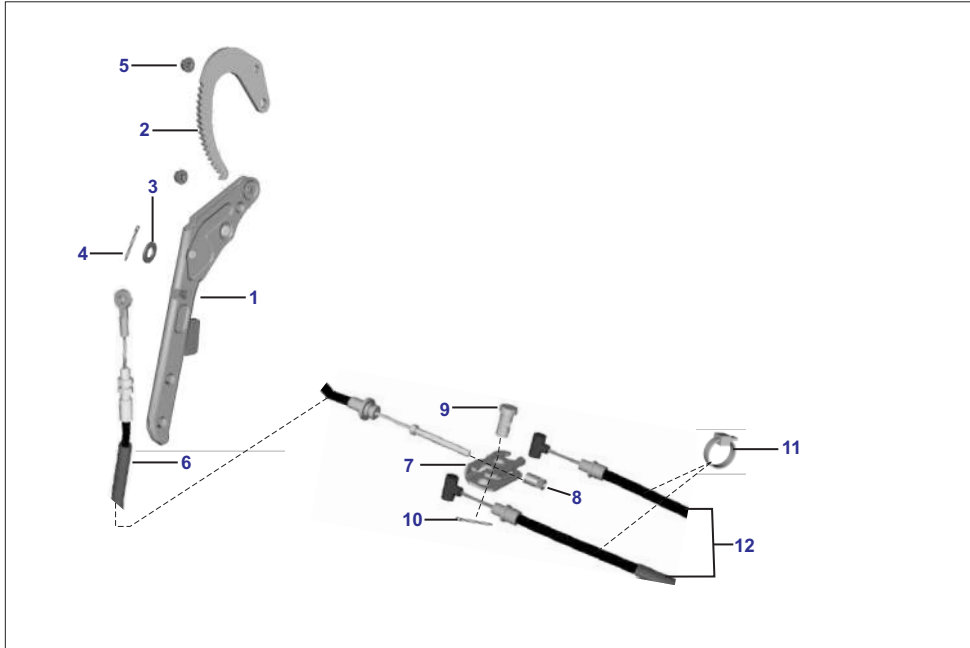
No.	Part No.	Description	RE		Z		XWIDE		C		Remarks
			AF	AM	AZ	RA	AT	AT1	AN		
20	AL151269	Cap port feed	2	2	2	2	2	2	2		
21	24151092	Seal-oil supply port	2	2	2	2	2	2	2		
22	36AA4149	Major kit TMC	1	1	1	1	1	1	1	NS	
23	36AA4150	Minor kit TMC	1	1	1	1	1	1	1	NS	
24	36AH0017	Minor kit TMC	1	1	1	1	1	1	1		
25	AH131867	Cylinder Tandem Master	1	1	1	1	1	1	1		



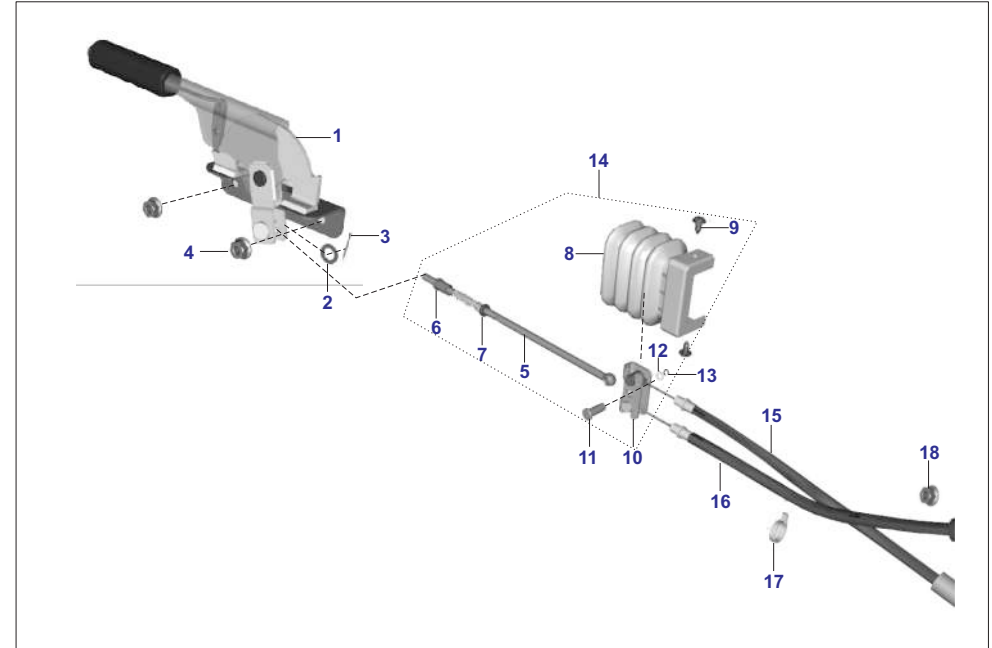
No.	Part No.	Description	RE		Z		XWIDE		C		Remarks
			AF	AM	AZ	RA	AT	AT1	AN		
1	AZ161000	Lever assembly reverse	1	1	-	-	-	-	-	-	
2	AN191017	Grip hand reverse	1	1	-	-	-	-	-	-	
3	39197015	Hex nut/flange-M8	2	2	-	-	-	-	-	-	
4	AZ161001	Spring tension for reverse gear	1	1	-	-	-	-	-	-	
4	AF191074	Spring Tension	1	1	-	-	-	-	-	-	Fr. 21.05.22
5	AZ161212	Cable reverse	1	1	-	-	-	-	-	-	
5	AF191075	Cable reverse	1	1	-	-	-	-	-	-	Fr. 21.05.22
6	AA191113	Assembly reverse lever	-	-	1	1	1	1	1	1	
7	AA191114	Ratchet reverse lever	-	-	1	1	-	-	-	1	
7	AT161005	Ratchet lever reverse	-	-	-	-	1	1	-	-	
8	39229515	Nut flanged- ex.tube-cyl head	-	-	2	2	2	2	2	2	
9	KDAA1222	Washer_plain_small	-	-	1	1	1	1	1	1	
10	KHAA1612	Pin cotter	-	-	2	2	2	2	2	2	
11	AA191122	Pin assembly	-	-	1	1	1	1	1	1	
12	AA191121	Spring for switch	-	-	1	1	1	1	1	1	
13	KDAA0408	Washer_plain_small	-	-	1	1	1	1	1	1	
14	AA191117	Spring tension reverse control	-	-	1	1	1	1	1	1	
15	AA191115	Cable reverse	-	-	1	1	1	1	1	1	
15	AN191068	Cable reverse	-	-	-	-	-	-	-	1	
16	AA191116	Lever reverse control	-	-	1	1	1	1	1	1	



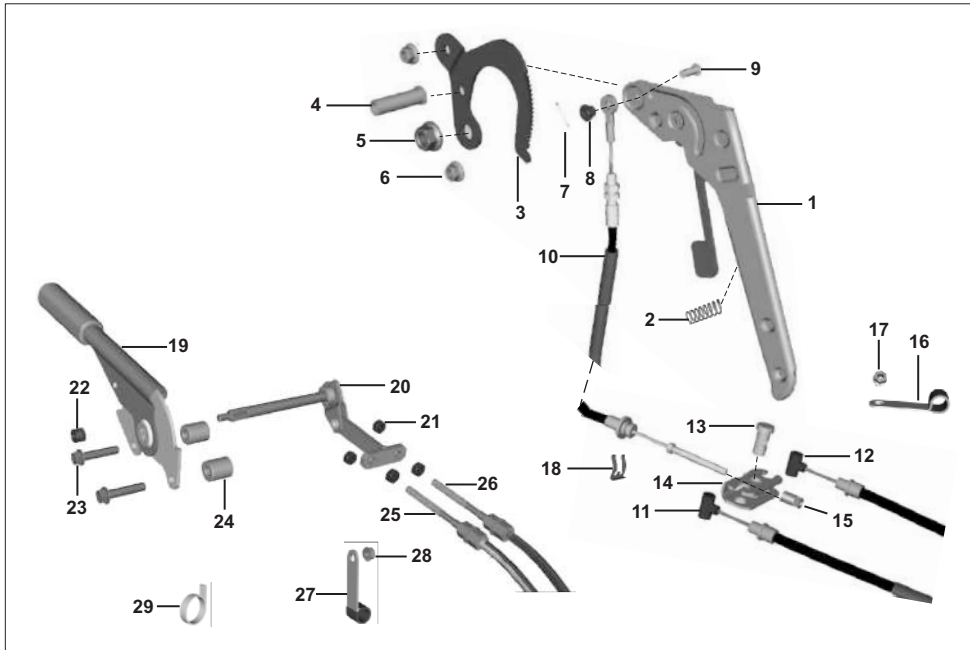
No.	Part No.	Description	RE		Z		XWIDE		C		Remarks
			AF	AM	AZ	RA	AT	AT1	AN		
1	AA151080	Lever assembly brake parking	-	-	-	-	-	-	-	-	
2	LDA00032	Washer plain 1	-	-	-	-	-	-	-	-	
3	KHAA2025	Pin cotter	-	-	-	-	-	-	-	-	
4	KCGA0808	Nut hex flanged	-	-	-	-	-	-	-	-	
5	AA151081	Equalizer assembly	-	-	-	-	-	-	-	-	
6	AZ131807	Assembly rod front pkb	-	-	-	-	-	-	-	-	
7	AZ131806	Cover equalizer pbk	-	-	-	-	-	-	-	-	
8	AZ131816	Assembly rod and bracket	-	-	-	-	-	-	-	-	
9	BF161138	Pin pivot	-	-	-	-	-	-	-	-	
10	BF161175	Bush pkb equalizer	-	-	-	-	-	-	-	-	
11	BF161137	Pulley	-	-	-	-	-	-	-	-	
12	LDA00002	Washer plain	-	-	-	-	-	-	-	-	
13	KEAA1010	Circlip external	-	-	-	-	-	-	-	-	
14	JD402217	Strap cable	-	-	-	-	-	-	-	-	
15	AA151083	Cable brake parking rear	-	-	-	-	-	-	-	-	



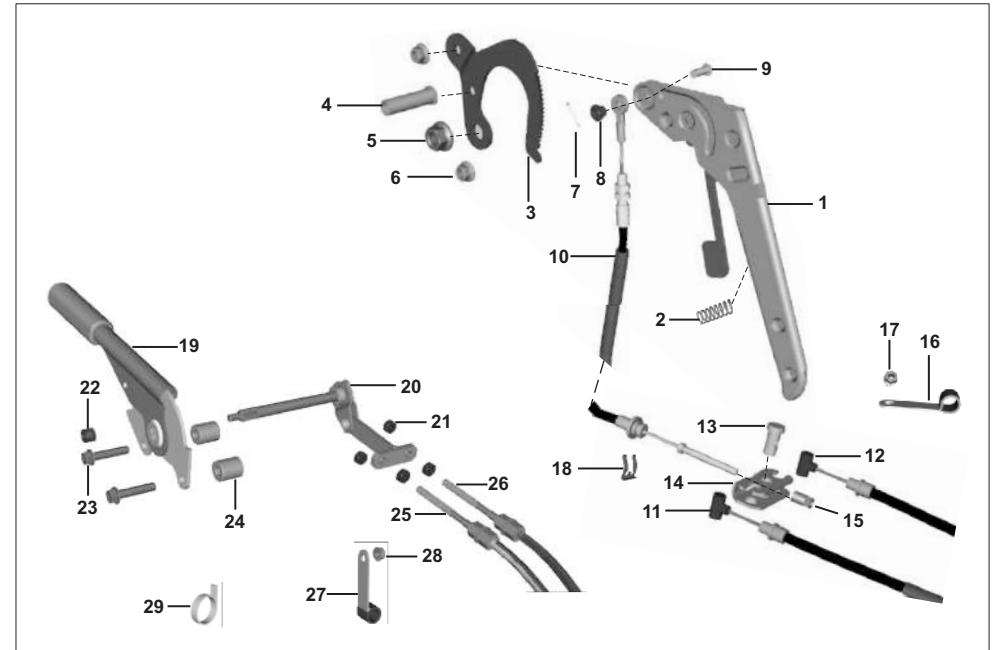
No.	Part No.	Description	RE		Z		XWIDE		C	Remarks
			AF	AM	AZ	RA	AT	AT1	AN	
1	24151061	Lever assembly brake parking	1	1	-	-	-	-	-	
2	22150507	Ratchet	1	1	-	-	-	-	-	
3	AT131807	Collar	1	1	-	-	-	-	-	
4	KHAA2020	Pin cotter	1	1	-	-	-	-	-	
5	KCGA0808	Nut hex flanged	2	2	-	-	-	-	-	
6	BG131802	Cable assy hand brake front	1	1	-	-	-	-	-	
7	AT131820	Bracket equaliser	1	1	-	-	-	-	-	
8	24151238	Nut special m6 x 1 for hb cable	1	1	-	-	-	-	-	
9	24151068	Pin - rear cable guide	1	1	-	-	-	-	-	
10	KHAA2020	Pin cotter	1	1	-	-	-	-	-	
11	PA402204	Band(length 110mm)	2	2	-	-	-	-	-	
12	AA151052	Cable brake parking rear RH	2	2	-	-	-	-	-	



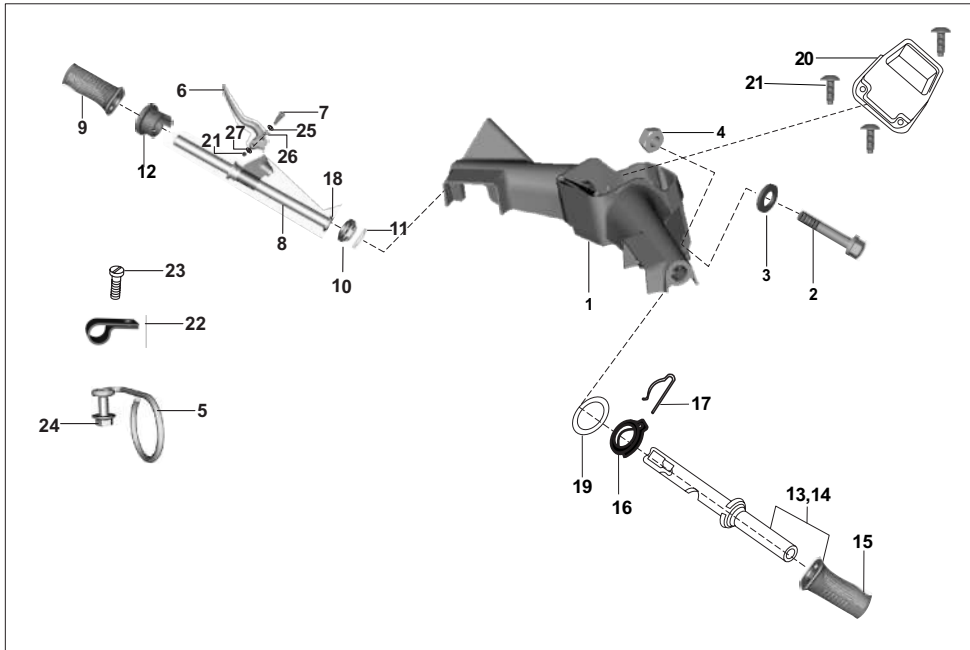
No.	Part No.	Description	RE		Z		XWIDE		C	Remarks
			AF	AM	AZ	RA	AT	AT1	AN	
1	AZ131803	Assembly pkb lever with grip	-	-	1	1	-	-	-	
2	LDA00032	Washer plain	-	-	1	1	-	-	-	
3	KHAA2025	Pin cotter	-	-	1	1	-	-	-	
4	KCGA0808	Nut hex flanged	-	-	2	2	-	-	-	
5	AH131851	Rod brake front	-	-	1	1	-	-	-	
6	AZ131815	Nut special pkb	-	-	1	1	-	-	-	
7	KCBA0805	Nut hex thin	-	-	1	1	-	-	-	
8	AH131853	Cover equalizer	-	-	1	1	-	-	-	
9	BF185019	Clip plastic rivet	-	-	2	2	-	-	-	
10	AH131852	Bracket equalizer	-	-	1	1	-	-	-	
11	AH131861	Pin	-	-	1	1	-	-	-	
12	LDA00034	Washer plain	-	-	1	1	-	-	-	
13	KECA6008	Circlip type - e	-	-	1	1	-	-	-	
14	AH131850	Equalizer assembly	-	-	1	1	-	-	-	
15	AZ161229	Cable brake parking rear RH	-	-	1	1	-	-	-	
16	AH131859	Cable brake parking rear LH	-	-	1	1	-	-	-	
17	JD402217	Strap cable	-	-	2	2	-	-	-	
18	KCGA0606	Nut hex flanged	-	-	2	2	-	-	-	



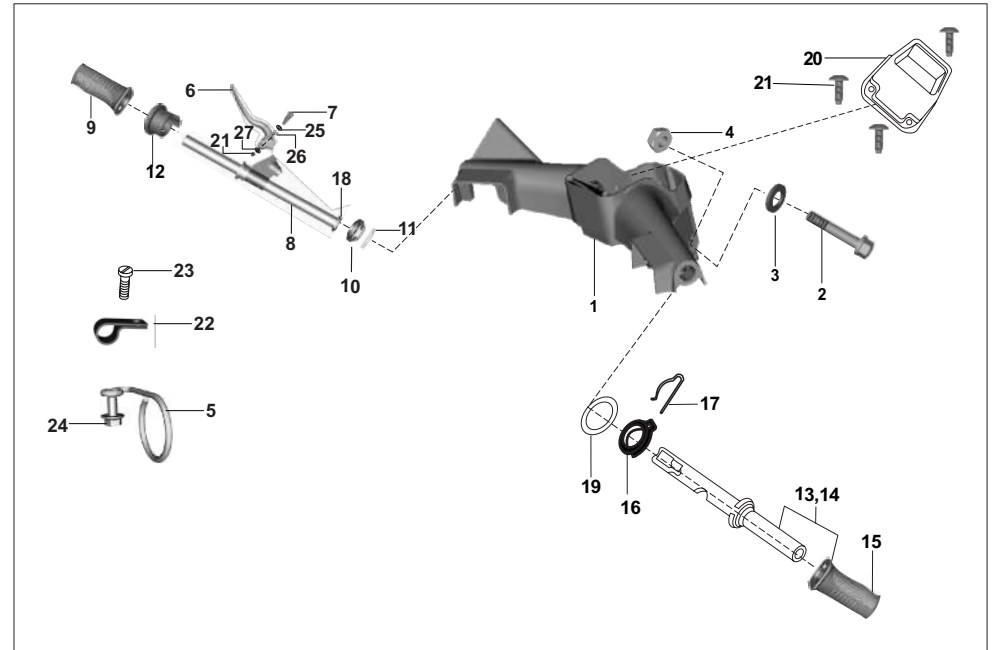
No.	Part No.	Description	RE		Z		XWIDE		C	Remarks
			AF	AM	AZ	RA	AT	AT1	AN	
1	AT131800	Lever assembly-parking brake	-	-	-	-	1	1	-	
2	22150524	Spring	-	-	-	-	1	1	-	NS
3	AT131802	Ratchet	-	-	-	-	1	1	-	
4	AT131810	Sleeve	-	-	-	-	1	1	-	
5	KCGD1414	Nut hex flanged	-	-	-	-	1	1	-	
6	KCGA1010	Nut-hex-flanged	-	-	-	-	2	2	-	
7	KHAA2020	Pin cotter	-	-	-	-	2	2	-	
8	AT131807	Washer	-	-	-	-	1	1	-	
9	22151067	Pin for hand brake cable	-	-	-	-	1	1	-	
10	AT131817	Cable brake parking front	-	-	-	-	1	1	-	
11	AT131818	Cable brake parking rear LH	-	-	-	-	1	1	-	
12	AT131819	Cable brake parking rear RH	-	-	-	-	1	1	-	
13	24151068	Pin - rear cable guide	-	-	-	-	1	1	-	
14	AT131820	Bracket equaliser	-	-	-	-	1	1	-	
15	24151238	Nut special M6	-	-	-	-	1	1	-	
16	BB191033	Clamp	-	-	-	-	2	2	-	
17	LCL00002	Nut - flange :- M6	-	-	-	-	2	2	-	
18	BF161283	Clip cable lock	-	-	-	-	1	1	-	
19	BB151087	Lever assembly brake parking	-	-	-	-	-	-	1	
20	BB151088	Puller assembly brake parking	-	-	-	-	-	-	1	



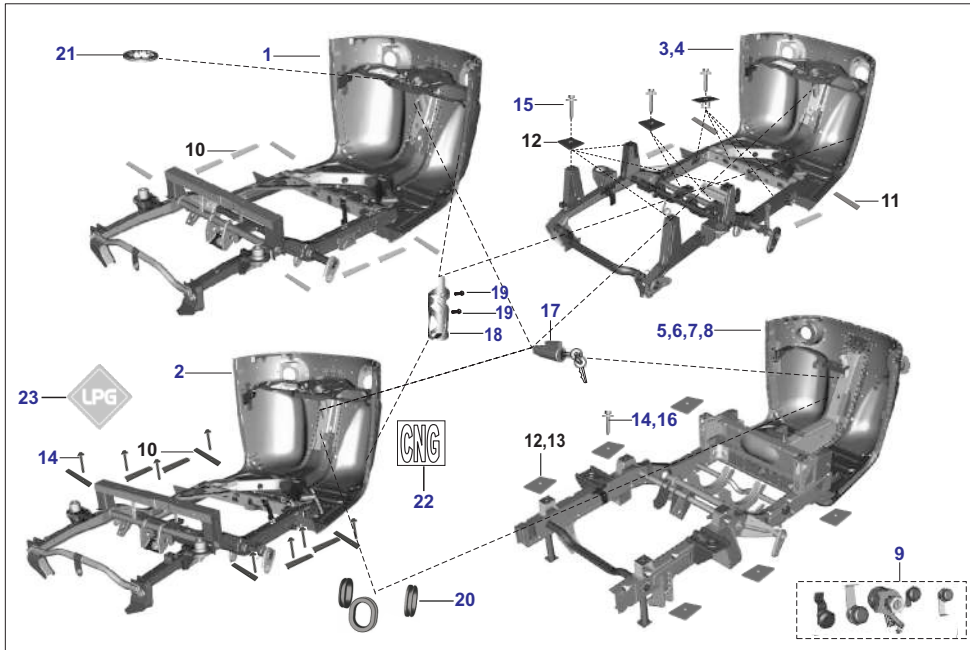
No.	Part No.	Description	RE		Z		XWIDE		C	Remarks
			AF	AM	AZ	RA	AT	AT1	AN	
21	39069415	Hex lock nut-M8X1.25	-	-	-	-	-	-	4	
22	39069015	Nut - nyloc - M8	-	-	-	-	-	-	1	
23	KADD0840	Bolt flanged	-	-	-	-	-	-	2	
24	AL161828	Bush	-	-	-	-	-	-	2	
25	AL151222	Cable hand brake lh cargo	-	-	-	-	-	-	1	
26	AL151223	Cable brake parking RH	-	-	-	-	-	-	1	
27	BB191033	Clamp	-	-	-	-	-	-	2	
28	LCL00002	Nut flanged	-	-	-	-	-	-	2	
29	JD402217	Band(L 150)	-	-	-	-	-	-	1	



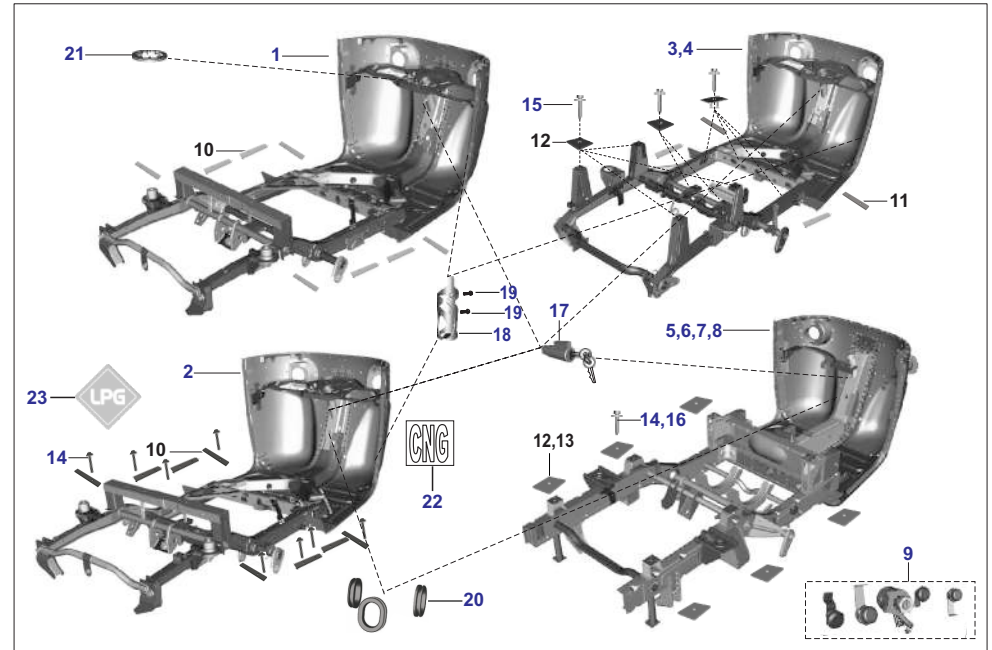
No.	Part No.	Description	RE		Z		XWIDE		C		Remarks
			AF	AM	AZ	RA	AT	AT1	AN		
1	24151274	Handle bar body	1	1	1	1	1	1	1	1	
2	39137704	Hex. bolt with collar	1	1	1	1	1	1	1	1	
3	39020111	Plain washer	2	2	2	2	2	2	2	2	
4	LCA00010	Nut hex thik-M10	1	1	1	1	1	1	1	1	
5	24181067	Clutch cable guide	1	1	1	1	1	1	1	1	
6	AA191032	Lever clutch	1	1	1	1	1	1	1	1	
7	24191105	Lever clutch screw	1	1	1	1	1	1	1	1	
8	24181074	Assembly gear cntl tube	1	1	1	1	1	1	1	1	
9	6191089	Grip hand gear control	1	1	1	1	1	1	1	1	
10	24191184	Gear control pulley	1	1	1	1	1	1	1	1	
11	24191185	Spring clip	1	1	1	1	1	1	1	1	
12	24191099	Indicator ring gear handle bar	1	1	1	1	1	1	1	1	
13	24191187	Assembly gas cntrl tube(grip)	1	1	1	1	1	1	1	1	
14	24191098	Gas control tube assly	1	1	1	1	1	1	1	1	
15	6191089	Hand grip acc	1	1	1	1	1	1	1	1	
16	24191101	Pulley gas control	1	1	1	1	1	1	1	1	
17	CM191049	Spring clip	1	1	1	1	1	1	1	1	
18	39094111	Plain washer	2	2	2	2	2	2	2	2	
19	LHC00001	Pin spring gear cotr.tube-di	1	1	1	1	1	1	1	1	
20	AP161047	Handle bar top cover	1	1	1	1	1	1	1	1	



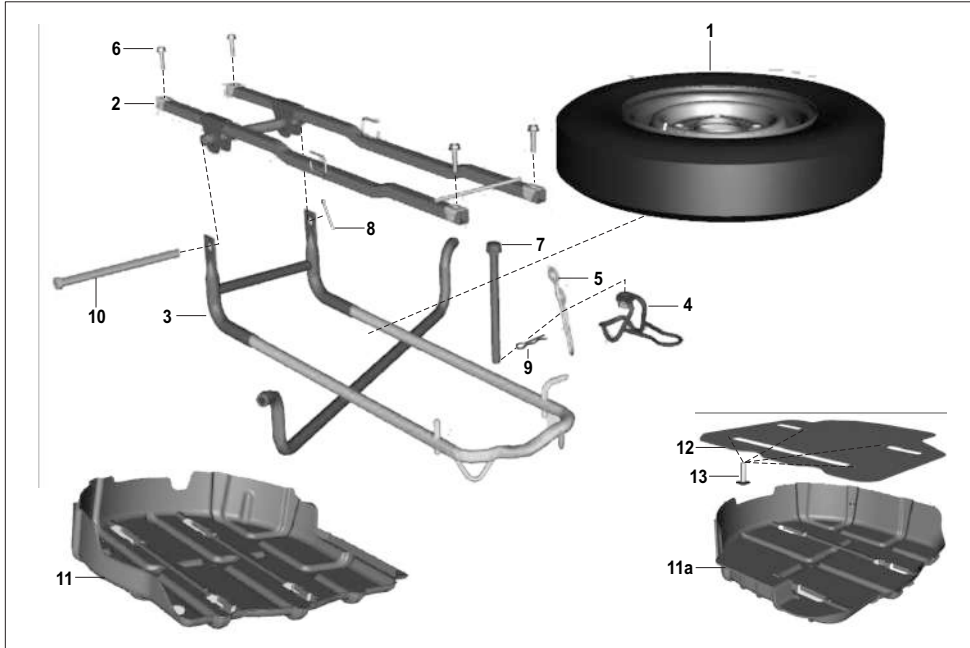
No.	Part No.	Description	RE		Z		XWIDE		C		Remarks
			AF	AM	AZ	RA	AT	AT1	AN		
21	LBU00063	Screw trus-M4	3	3	3	3	3	3	-	-	
21	KBUC0410	Screw trus-M4	-	-	-	-	-	-	3	-	
22	AL201070	Clip p for new control switch	2	2	2	2	2	2	2	2	
23	KBBC0508	Screw pan cross	2	2	2	2	2	2	2	2	
24	KADA0510	Bolt	1	1	1	1	1	1	1	1	
25	1190205	Washer spring	1	1	1	1	1	1	1	1	
26	1190205	Washer plain	1	1	1	1	1	1	1	1	
27	3190204	Washer plain	1	1	1	1	1	1	1	1	



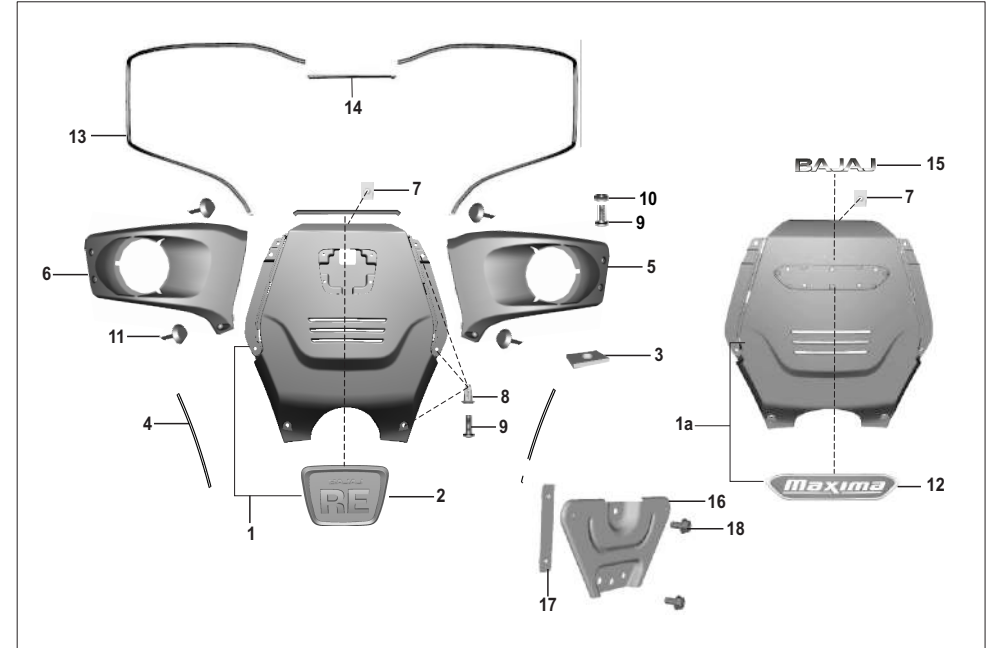
No.	Part No.	Description	RE		Z		XWIDE		C		Remarks
			AF	AM	AZ	RA	AT	AT1	AN		
2	52AF0609	Assly chassis bare	1	-	-	-	-	-	-	-	AF161360
3	52AM0262	Assly chassis bare	-	1	-	-	-	-	-	-	AM161130
4	52AZ0477	Assly chassis bare	-	-	1	-	-	-	-	-	AZ111283
5	52RA0117	Assly chassis bare	-	-	-	1	-	-	-	-	RA111017
6	52AT0311	Assly chassis bare	-	-	-	-	1	-	-	-	AT111278
7	52AT0312	Assly chassis bare	-	-	-	-	-	1	-	-	AT111285
8	52AN0498	Assly chassis bare	-	-	-	-	-	-	1	-	AN161374
9	AF181039	Set lock	1	1	-	-	-	-	-	-	
9	AF181055	Set lock -SM	1	1	-	-	-	-	-	-	
9	AZ232607	Set lock	-	-	1	1	-	-	-	-	
9	AZ322610	Set lock-SM	-	-	1	1	-	-	-	-	
9	AT151000	Set lock	-	-	-	-	1	1	-	-	
9	AT232602	Set lock-SM	-	-	-	-	1	1	-	-	
9	AN181016	Set lock	-	-	-	-	-	-	1	-	
9	AN181018	Set lock-SM	-	-	-	-	-	-	1	-	
10	24231726	Packing	8	8	-	-	-	-	-	-	
10	24231336	Packing for body	-	-	3	3	-	-	-	-	
11	AL161392	Packing	-	-	6	6	-	-	-	-	
12	AL161069	Packing-chassis and tray frame	-	-	-	-	6	6	-	-	
13	AL241769	Packing ballata	-	-	-	-	-	-	6	-	



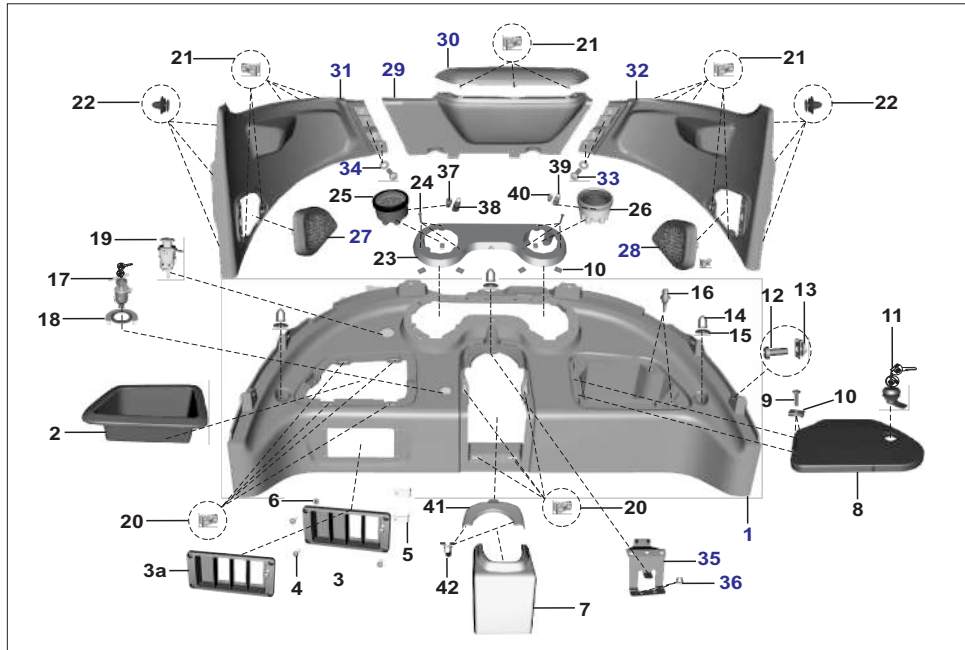
No.	Part No.	Description	RE		Z		XWIDE		C		Remarks
			AF	AM	AZ	RA	AT	AT1	AN		
14	AA231245	Bolt combination	8	8	-	-	8	8	-	-	
15	BH211077	Bolt hex with flange M8 X 1.25	-	-	10	10	-	-	-	-	
16	AL241784	Bolt combination tray- LD	-	-	-	-	-	-	-	6	
17	36244042	steering lock(24181016) with key	1	1	1	1	-	-	-	-	
18	24161446	Water bottle holder	1	1	1	1	-	-	-	-	
19	KBBC0614	Screw pan cross	2	2	-	-	-	-	-	-	
19	KBBC0516	Screw pan cross	-	-	2	2	-	-	-	2	
20	AZ161009	Grommet	3	3	3	3	-	-	-	-	
20	24165169	Grommet for upper part	-	-	-	-	3	3	3	-	
21	LDF00001	Washer - lock toothed	2	2	2	2	2	2	2	2	
22	AF161024	Label CNG	1	-	1	-	1	-	1	-	
23	AM161020	Label LPG	-	1	-	1	-	1	-	-	



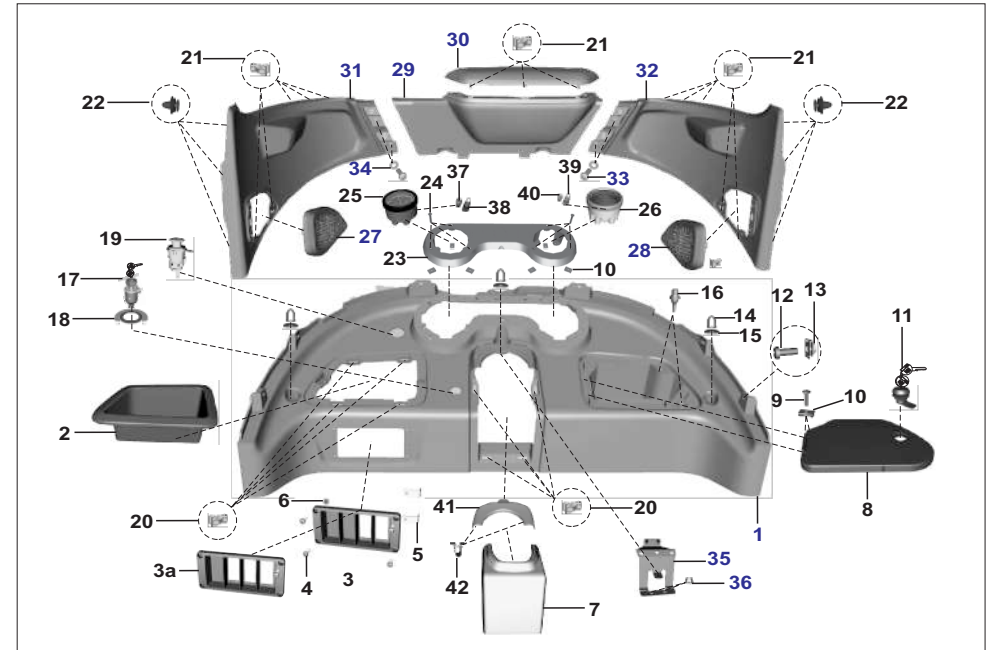
No.	Part No.	Description	RE		Z		XWIDE		C	Remarks
			AF	AM	AZ	RA	AT	AT1	AN	
1	BH131019	Assembly wheel 4.00X10 Inch	-	-	1	1	-	-	-	
1	AL151246	Assembly rim 3.50 B X 10	-	-	-	-	1	1	1	
2	AZ131005	Assly cross mbr sp wh mtg	-	-	1	1	-	-	-	
2	AT131407	Assembly cross mbr sp wh mtg	-	-	-	-	1	1	-	
3	AZ131415	Cradle assembly wheel spare	-	-	1	1	-	-	-	
3	AT131401	Cradle assembly-spare wheel mtg	-	-	-	-	1	1	-	
4	AZ131404	Hook cradle locking sp wh mtg	-	-	1	1	-	-	-	
4	AT131416	Hook crad. locking spare wh mtg	-	-	-	-	1	1	-	
5	AT131406	Cable cradle (old)	-	-	-	-	-	-	-	
6	KADD0630	Bolt flanged	-	-	4	4	-	-	-	
6	KADA0635	Bolt flanged	-	-	-	-	4	4	-	
7	LAD00178	Bolt flange-M10	-	-	1	1	-	-	-	
7	LAD00188	Bolt flange	-	-	-	-	1	1	-	
8	KHAA3228	Pin cotter	-	-	1	1	1	1	-	
9	KHBA0828	pin snap	-	-	1	1	1	1	-	
10	AZ131403	Pivot pin	-	-	1	1	-	-	-	
10	LHE00004	Pin clevis with hole	-	-	-	-	1	1	-	
11	AZ131416	Cover wheel spare	-	-	1	1	-	-	-	
11a	AT131419	Cover wheel spare	-	-	-	-	1	1	-	
12	AT131422	Cover wheel spare top	-	-	-	-	1	1	-	
13	24231630	Screw	-	-	-	-	4	4	-	



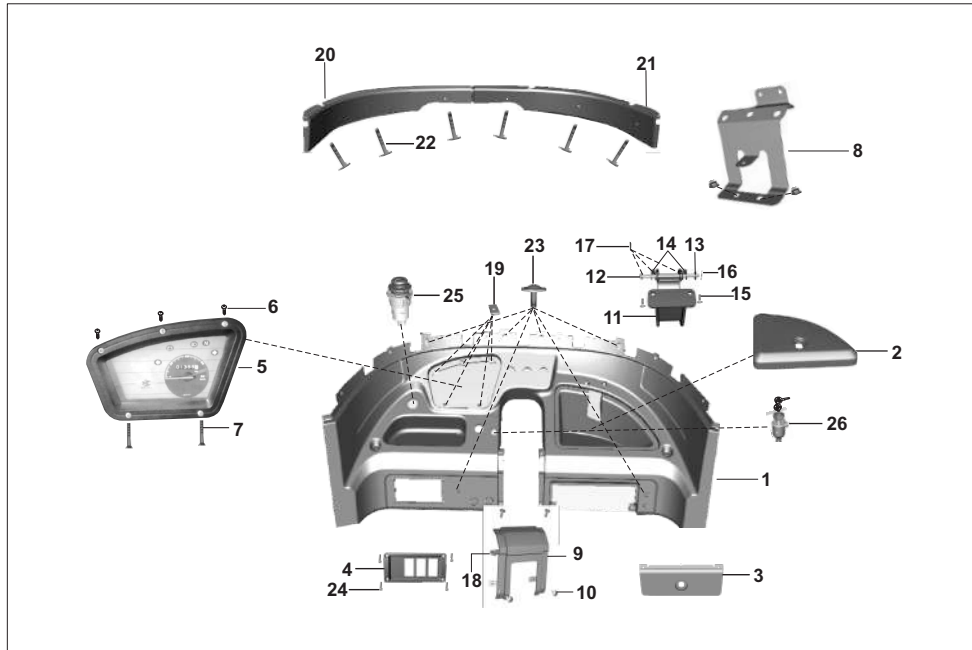
No.	Part No.	Description	RE		Z		XWIDE		C	Remarks
			AF	AM	AZ	RA	AT	AT1	AN	
1	24165116	Assembly steering cover	1	1	-	-	-	-	-	
1	AZ185010	Assembly cover steering	-	-	1	1	1	1	1	
2	BG233002	Emblem bajaj re for scudo	1	1	-	-	-	-	-	
3	24165214	Grommet Steering Cover	1	1	1	1	1	1	1	
4	AA161270	Beading st. Cover lower	2	2	2	2	2	2	2	
5	AA161190	Housing headlamp LH	1	1	1	1	-	-	-	
5	BB161096	Housing headlamp LH	-	-	-	-	1	1	1	
6	AA161191	Housing headlamp RH	1	1	1	1	-	-	-	
6	BB161097	Housing headlamp RH	-	-	-	-	1	1	1	
7	24165214	Grommet steering cover refl	1	1	1	1	1	1	1	
8	AL161236	Plug For blinker housing	10	10	10	10	10	10	10	
9	39177102	SCREW-TAPPING 5 X 16	10	10	10	10	10	10	10	
10	39045411	Washer - plain	1	1	1	1	1	1	1	
12	AZ233009	Emblem maxima	-	-	1	1	1	1	1	
11	BH111088	Grommet shield headlamp bkt	-	-	-	-	-	-	4	
13	AA161268	Beading housing h.l.	2	2	2	2	2	2	2	
14	AA161269	Beading st.cover upper	1	1	1	1	1	1	1	
15	AZ233008	Emblem bajaj	-	-	1	1	1	1	1	
16	AA231456	Bracket plate number	1	1	1	1	1	1	1	
17	AA991022	Plate assembly	1	1	1	1	1	1	1	
18	KADD0612	Bolt flanged	2	2	2	2	2	2	1	



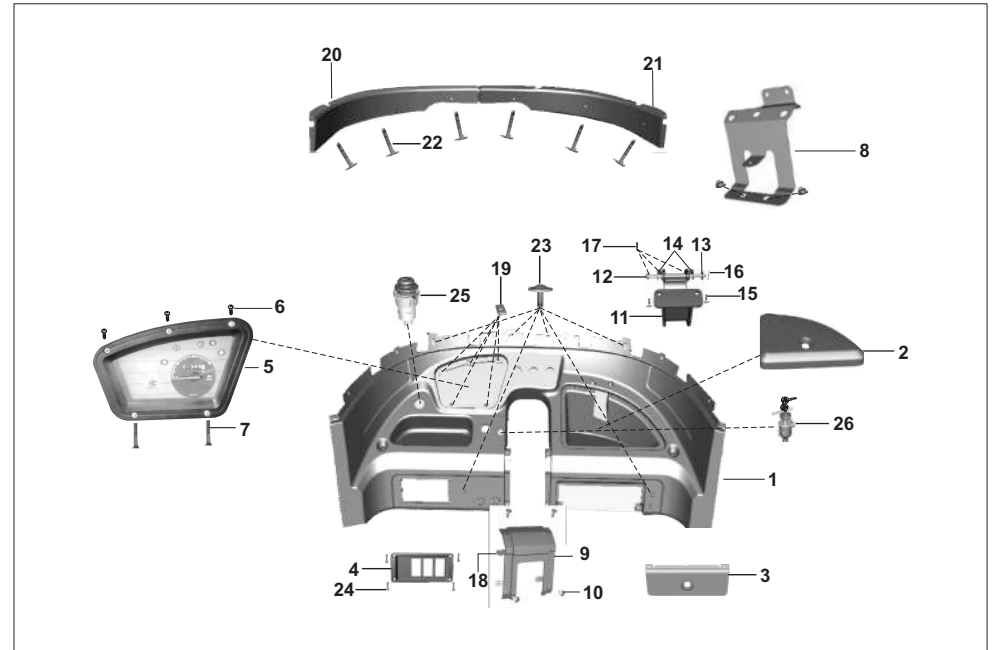
No.	Part No.	Description	RE		Z		XWIDE		C		Remarks
			AF	AM	AZ	RA	AT	AT1	AN		
1	AA161446	Dashboard	1	1	1	1	-	-	-	-	
2	AA161456	Box utility	1	1	1	1	-	-	-	-	
3	24161492	Cover switch	1	1	1	1	-	-	-	-	
4	KBBC0514	Screw pan cross	4	4	4	4	-	-	-	-	
5	AA161420	Bracket assembly	2	2	2	2	-	-	-	-	
6	KCGD0505	Nut hex flanged-m5x0.8	2	2	2	2	-	-	-	-	
7	AA161444	Cover middle	1	1	1	1	-	-	-	-	
8	AA161443	Lid toolbox	1	1	1	1	-	-	-	-	
9	KBUC0416	Screw truss	2	2	2	2	-	-	-	-	
10	CE181015	Nut clip	8	8	8	8	-	-	-	-	
11	36AL0016	Lock lid/stereo lid- kit	2	2	2	2	-	-	-	-	
12	KBBA0514	Screw pan cross (KBBC0514)	6	6	6	6	-	-	-	-	
13	JG171031	Clip nut M5	2	2	2	2	-	-	-	-	
14	39170415	Domed cap nut M6	3	3	3	3	-	-	-	-	
15	LDB00015	Washer plain	3	3	3	3	-	-	-	-	
16	24230198	Pad rubber	2	2	2	2	-	-	-	-	
17	36AA4028	Ignition lock with key	1	1	1	1	-	-	-	-	AA201254
17	36AA0008	Switch Ignition with key-SM	1	1	1	1	-	-	-	-	AM201239
19	AA201515	Socket charger	1	1	1	1	-	-	-	-	
20	BF182266	Metallic tower clip	8	8	8	8	-	-	-	-	
21	BF182011	Metallic tower clip fascia	13	13	13	13	-	-	-	-	
22	AH185012	Clip	6	6	6	6	-	-	-	-	



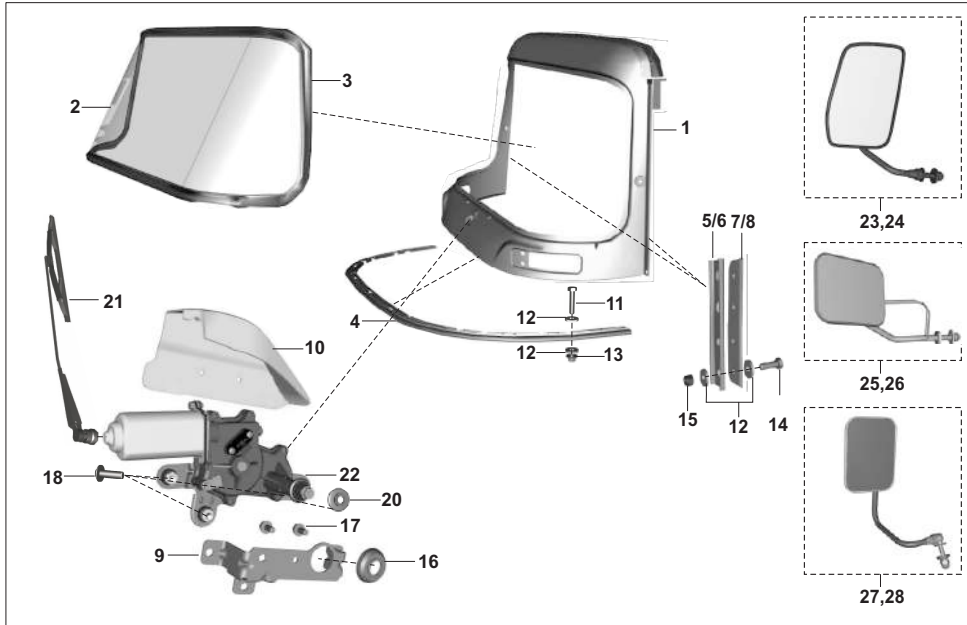
No.	Part No.	Description	RE		Z		XWIDE		C		Remarks
			AF	AM	AZ	RA	AT	AT1	AN		
23	AA161357	Cover speedometer	1	1	1	1	-	-	-	-	
24	KBDC0425	Screw csk rd cros	6	6	6	6	-	-	-	-	
25	AA191129	Speedometer	1	1	-	-	-	-	-	-	
25	AZ402403	Speedometer	-	-	1	1	-	-	-	-	
26	AZ402602	Indicator pod RH	1	-	1	-	-	-	-	-	
26	AZ402609	Indicator pod RH-ACO	1	-	1	-	-	-	-	-	
26	AZ402609	Indicator pod RH SM	1	-	1	-	-	-	-	-	
26	RA402607	Indicator pod RH	-	1	-	1	-	-	-	-	
26	RA402608	Indicator pod RH-ACO	-	1	-	1	-	-	-	-	
27	AA161439	Cover speaker LH	1	1	1	1	-	-	-	-	
28	AA161440	Cover speaker RH	1	1	1	1	-	-	-	-	
29	AA161437	Trim middle	1	1	1	1	-	-	-	-	
30	AA161438	Trim middle upper	1	1	1	1	-	-	-	-	
31	AA161433	Trim upper LH	1	1	1	1	-	-	-	-	
32	AA161435	Trim upper RH	1	1	1	1	-	-	-	-	
33	KBBC0514	Screw pan cross	6	6	6	6	-	-	-	-	
34	KDBA0512	Washer_plain	6	6	6	6	-	-	-	-	
35	AA161225	Bracket control mounting	1	1	1	1	-	-	-	-	
36	KCGD0808	Nut hex flanged	2	2	2	2	-	-	-	-	
37	DL191020	Lamp 12V 3W-sppedo	1	1	1	1	-	-	-	-	
38	CM201054	Lamp 12V 2W-speedo	2	2	2	2	-	-	-	-	
39	AA201341	Lamp 12V 1.7W-rh pod	5	5	5	5	-	-	-	-	
40	AA201404	Indicator led mil- rh pod	1	1	1	1	-	-	-	-	
41	AA161529	Cover assly dashboard	1	1	1	1	-	-	-	-	
42	BF181208	Clip metallic tower	2	2	2	2	-	-	-	-	



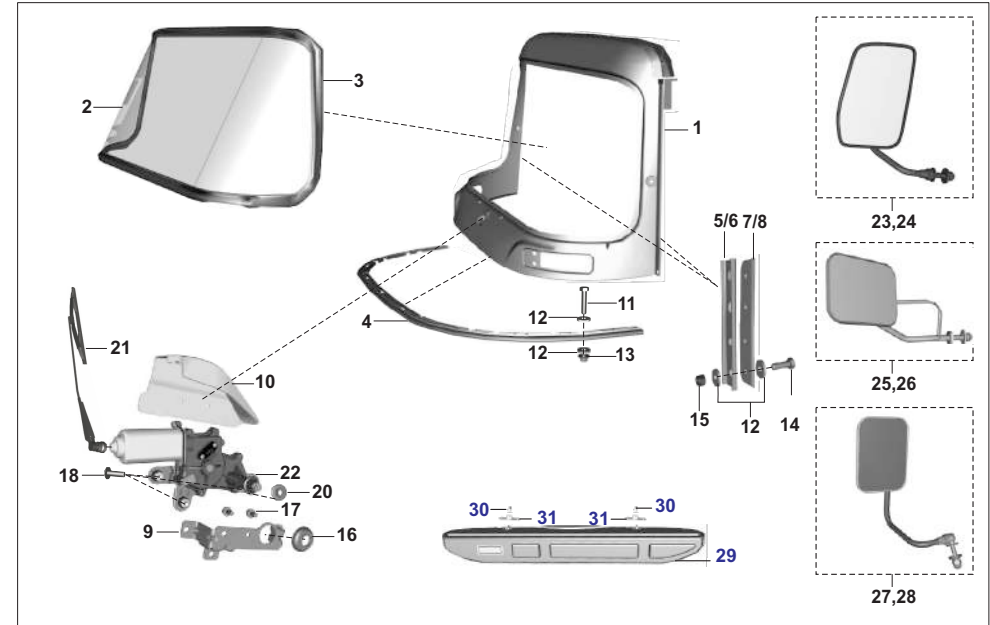
No.	Part No.	Description	RE		Z		XWIDE		C	Remarks
			AF	AM	AZ	RA	AT	AT1	AN	
1	AN161220	Dashboard	-	-	-	-	1	1	1	
2	AL161382	Lid glove box	-	-	-	-	1	1	1	
3	AL161390	Assembly lid stereo	-	-	-	-	1	1	1	
4	AN161086	Cover switch	-	-	-	-	1	1	1	
5	AT402415	Speedometer	-	-	-	-	1	1	1	
5	AT402418	Speedometer-ACO	-	-	-	-	1	1	1	
5	AT402418	Speedometer-SM	-	-	-	-	1	1	1	
6	AL191028	Screw m4	-	-	-	-	3	3	3	
7	KBCC0430	Screw csk cross	-	-	-	-	2	2	2	
8	BB161130	Bracket knob mounting	-	-	-	-	1	1	1	
9	AL161381	Cover steering	-	-	-	-	1	1	1	
10	KBUF0516	Mushroom head screw	-	-	-	-	6	6	6	
11	AL161184	Hinge glove box lid	-	-	-	-	1	1	1	
12	AL161186	Pin dashboard hinge	-	-	-	-	1	1	1	
13	LDA00043	Washer,5.1X10X1.0	-	-	-	-	1	1	1	
14	AL161185	Clip glove box lid	-	-	-	-	2	2	2	
15	39186002	Screw cross recessed pan head	-	-	-	-	2	2	2	
16	KHAA1612	Pin split	-	-	-	-	1	1	1	
17	39096011	Washer curved spring	-	-	-	-	3	3	3	
18	35161060	Nut - clip	-	-	-	-	10	10	10	
19	CE181015	Nut clip	-	-	-	-	5	5	5	
20	BB161101	Trim upper large RH	-	-	-	-	1	1	1	



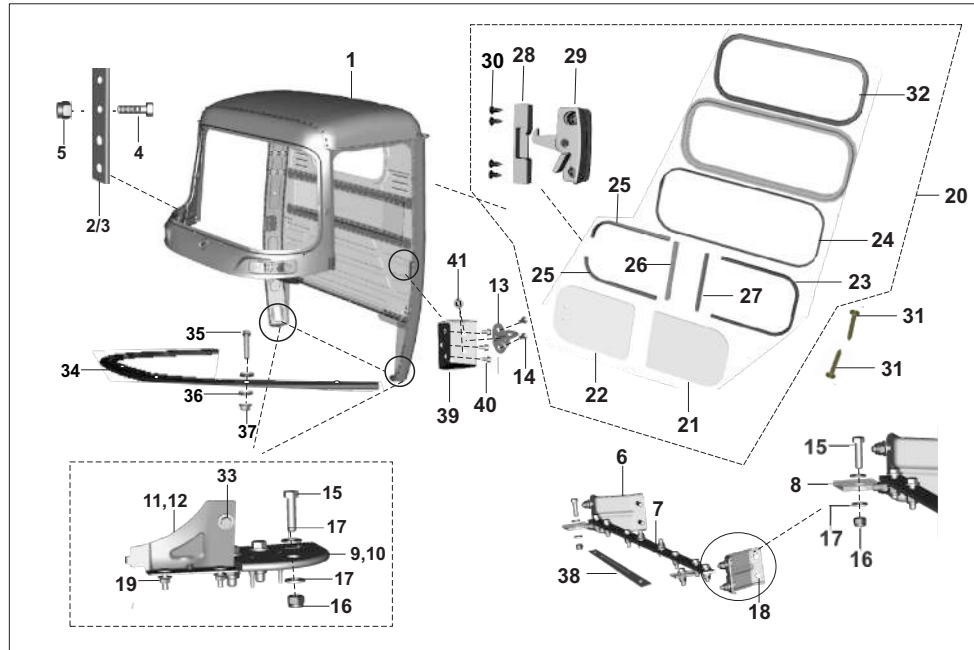
No.	Part No.	Description	RE		Z		XWIDE		C	Remarks
			AF	AM	AZ	RA	AT	AT1	AN	
21	BB161100	Trim upper large LH	-	-	-	-	1	1	1	
22	LBU00047	Screw Truss Bright fr.05.12.2016	-	-	-	-	6	6	6	
23	LBU00051	Screw Truss Taper	-	-	-	-	6	6	6	
24	KBBA0514	Screw slotted cheese head	-	-	-	-	4	4	4	
25	AA201515	Socket charger	-	-	-	-	1	1	1	
26	36AT0001	Kit ignition lock with key	-	-	-	-	1	1	1	AT401406
26	36AT0008	Kit ignition lock with key-SM	-	-	-	-	1	1	1	AM201239



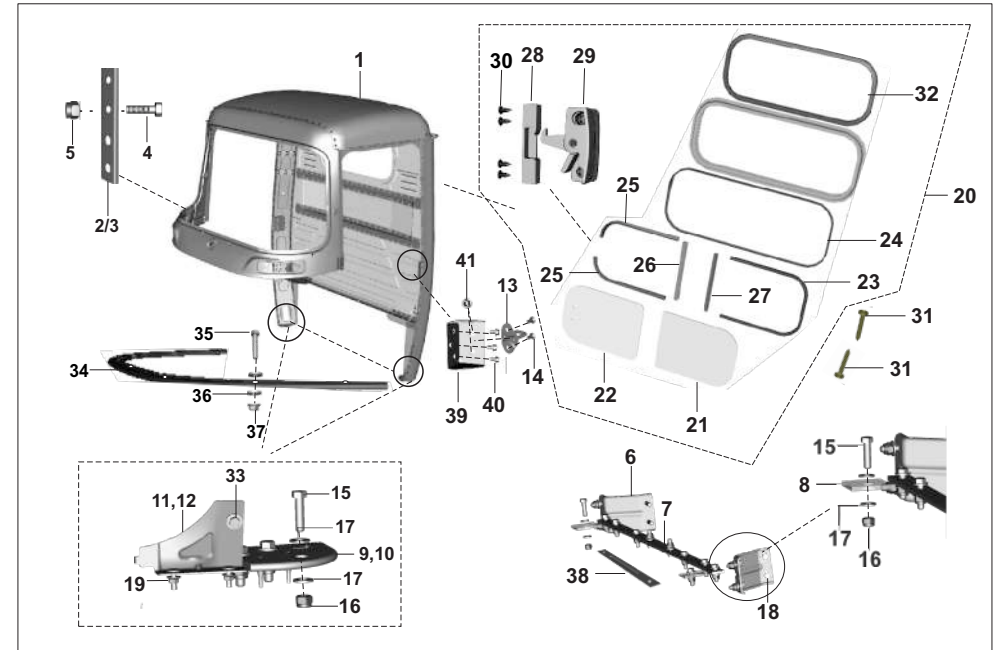
No.	Part No.	Description	RE		Z		XWIDE		C		Remarks
			AF	AM	AZ	RA	AT	AT1	AN		
1	52BH0419	Frame assembly windshield-	1	1	1	1	-	-	-	-	AA231521
1	52240645	Frame assembly windshield-	-	-	-	-	1	1	-	-	24231593
2	BH184000	Glass green windshield one piece	1	1	1	1	1	1	1	1	
3	AA231239	Beading one piece w/s glass	1	1	1	1	1	1	1	1	
4	24231641	Packing for shield & windshield	1	1	1	1	1	1	1	1	
5	24231615	Joint plate LH	1	1	1	1	1	1	-	-	
6	24231616	Joint plate RH	1	1	1	1	1	1	-	-	
7	AF161296	Bracket LH	1	1	1	1	-	-	-	-	
7	BB231449	Bracket LH	-	-	-	-	1	1	-	-	
8	AF161297	Bracket RH	1	1	1	1	1	1	-	-	
8	BB231450	Bracket RH	-	-	-	-	1	1	-	-	
9	24231625	Bracket wiper motor mounting	1	1	1	1	1	1	1	1	
10	AA231223	Cover wiper motor	-	-	-	-	1	1	1	1	
11	KAAA0525	Bolt	11	11	11	11	11	11	11	11	
12	39025811	Plain washer	32	32	32	32	32	32	32	32	
13	KCGA0505	Nut hex flanged	11	11	11	11	11	11	11	11	
14	KCEA0504	Nut domed cap single piece	8	8	8	8	8	8	-	-	
15	39032615	Flanged nut	8	8	8	8	8	8	8	8	
16	BH111071	Cap for wiper motor	1	1	1	1	1	1	1	1	
17	KADA0612	Bolt flanged	2	2	2	2	2	2	2	2	
18	LAC00008	Bolt socket - special head M6X1	3	3	3	3	3	3	3	3	



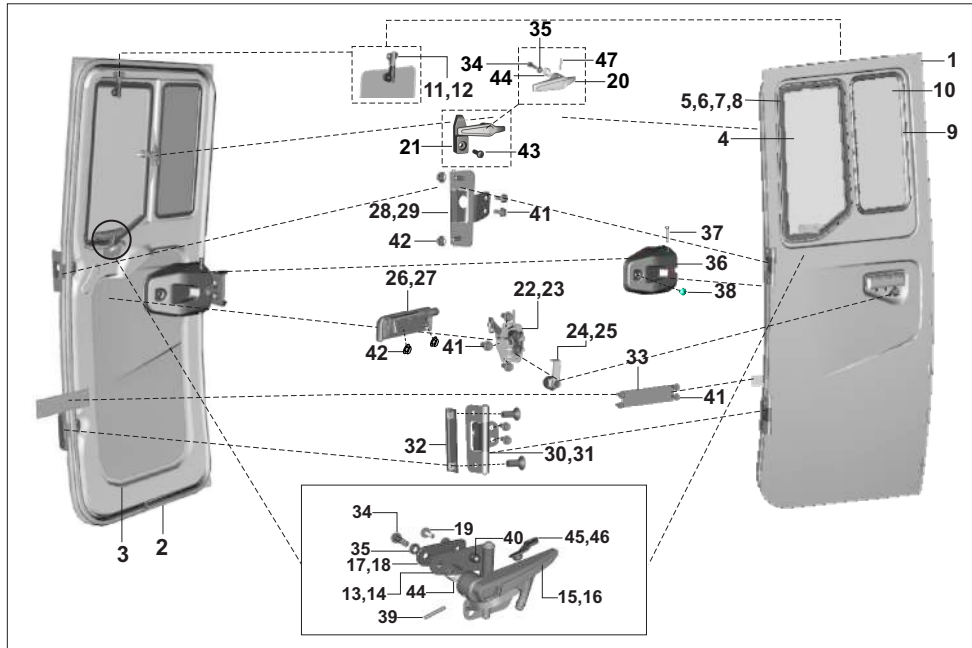
No.	Part No.	Description	RE		Z		XWIDE		C		Remarks
			AF	AM	AZ	RA	AT	AT1	AN		
19	KCEC0504	Nut domed cap single piece	-	-	-	-	2	2	2	-	
20	24201525	Grommet wiper motor big	1	1	1	1	1	1	1	1	
21	AL241023	Wiper assly	1	1	1	1	1	1	1	1	
22	AA201263	Wiper Motor	1	1	1	1	1	1	1	1	
23	AA221043	Mirror rh- new	1	1	-	-	-	-	-	-	
24	AA221042	Mirror lh- new	1	1	-	-	-	-	-	-	
25	BB221018	Mirror RH	-	-	1	1	-	-	-	1	
26	BB221017	Mirror LH	-	-	1	1	-	-	-	1	
27	AT184602	Mirror assembly-LH	-	-	-	-	1	1	-	-	
28	AT184601	Mirror assembly-RH	-	-	-	-	1	1	-	-	
29	24231699	Box assembly utility	1	1	-	-	-	-	-	-	
30	24231522	Lock - i :- utility box	2	2	-	-	-	-	-	-	
31	24231523	Lock - ii :- utility box	2	2	-	-	-	-	-	-	



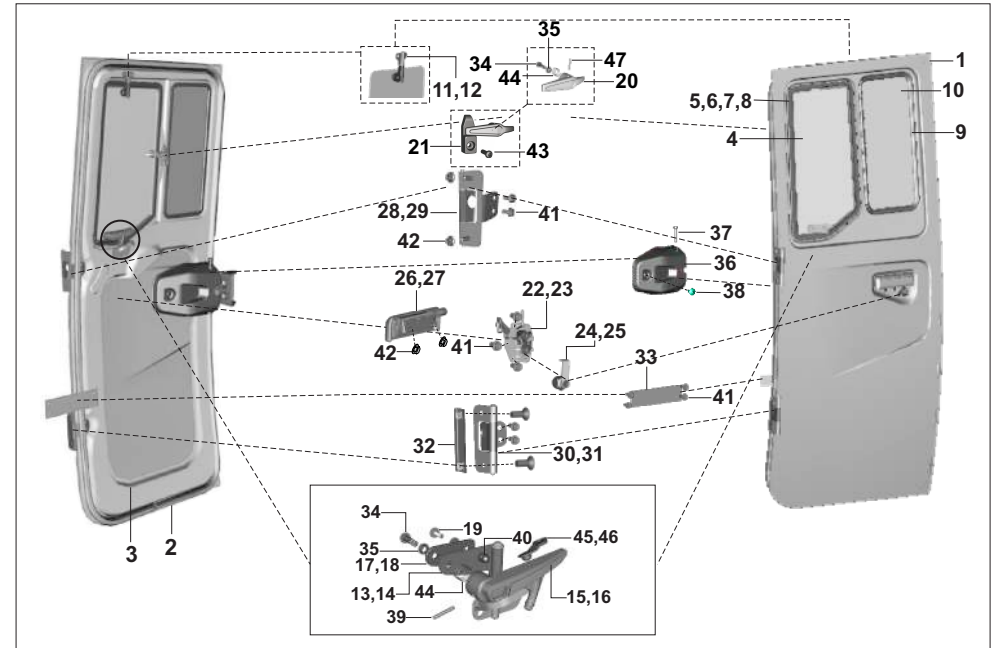
No.	Part No.	Description	RE		Z		XWIDE		C	Remarks
			AF	AM	AZ	RA	AT	AT1	AN	
1	52AL0393	Assly cabin top	-	-	-	-	-	-	1	ED
2	AL241445	Joint plate LH	-	-	-	-	-	-	1	
3	AL241446	Joint plate RH	-	-	-	-	-	-	1	
4	KAAA0518	Bolt	-	-	-	-	-	-	4	
5	KCHA0507	Nyloc nut	-	-	-	-	-	-	4	
6	AL161661	Panel connecting	-	-	-	-	-	-	2	
7	AL241578	Packing upper cabin	-	-	-	-	-	-	1	
8	AL241697	Packing cabin	-	-	-	-	-	-	2	
9	AL241577	Rubber packing LH	-	-	-	-	-	-	1	
10	AL241679	Rubber packing RH	-	-	-	-	-	-	1	
11	AL161705	Extension panel sill outer LH	-	-	-	-	-	-	1	
12	AL161706	Extension panel sill outer RH	-	-	-	-	-	-	1	
13	AL241344	Latch striker door	-	-	-	-	-	-	2	
14	KBCA0816	Screw csk - cross	-	-	-	-	-	-	4	
15	KAAA0830	Bolt	-	-	-	-	-	-	13	
16	KCHA0809	Nut nyloc	-	-	-	-	-	-	17	
17	KDBB0818	Washer plain	-	-	-	-	-	-	40	
18	KAAA0825	Bolt	-	-	-	-	-	-	8	
19	KCGA0505	Nut Hex Flanged	-	-	-	-	-	-	4	
20	AL241795	Assembly back window	-	-	-	-	-	-	1	AL241873
21	AI241877	Window Assembly Rear-SM	-	-	-	-	-	-	1	
20	AL241786	Glass fixed back window	-	-	-	-	-	-	1	NS



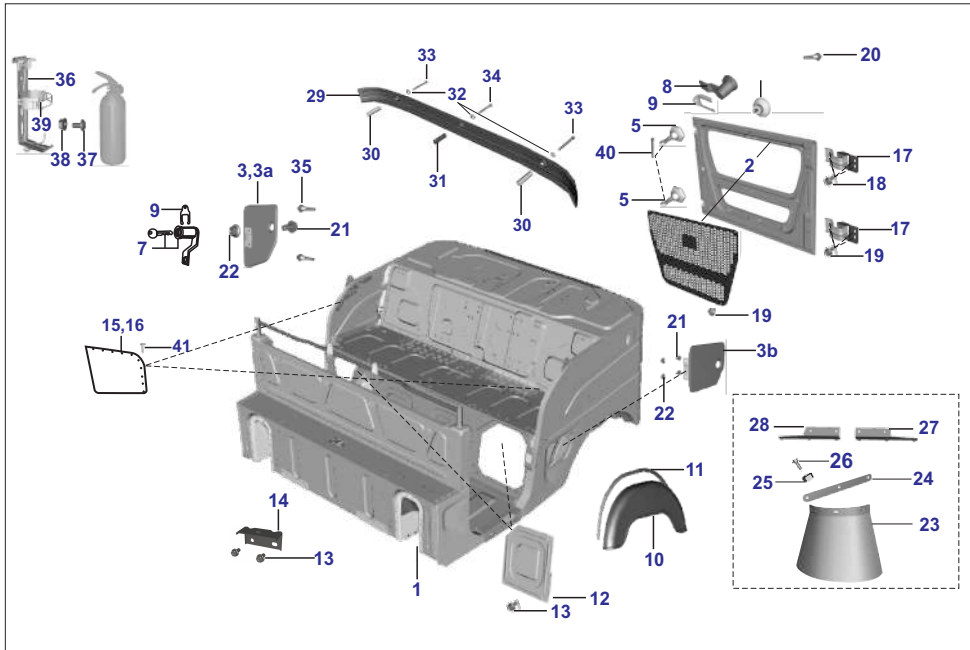
No.	Part No.	Description	RE		Z		XWIDE		C	Remarks
			AF	AM	AZ	RA	AT	AT1	AN	
22	AL241787	Glass sliding back window	-	-	-	-	-	-	1	NS
23	AL241788	Beading fixed glass back	-	-	-	-	-	-	1	NS
24	AL241789	Beading sliding glass back	-	-	-	-	-	-	1	NS
25	AL241790	Beading frame back window	-	-	-	-	-	-	2	NS
26	AL241791	Channel dividing back window	-	-	-	-	-	-	1	NS
26	AL241876	Channel Window Rear Middle-SM	-	-	-	-	-	-	1	
27	AL241792	Beading channel back window	-	-	-	-	-	-	1	NS
28	AL241817	Catch plate - sliding glass latch	-	-	-	-	-	-	1	
29	AL241811	Assly latch-sliding glass window	-	-	-	-	-	-	1	
30	KBRA3510	Screw tapping pan cross	-	-	-	-	-	-	4	
31	KBRA3522	Screw tapping pan cross	-	-	-	-	-	-	4	
32	AL241796	Beading fixed glass	-	-	-	-	-	-	2	
33	KAAA0518	Bolt	-	-	-	-	-	-	2	
34	24231641	Packing shield and w shield	-	-	-	-	-	-	1	
35	KAAA0525	Bolt	-	-	-	-	-	-	11	
36	39025811	Plain washer	-	-	-	-	-	-	11	
37	KCGA0505	Flange nut	-	-	-	-	-	-	11	
38	AL161744	Plate nut cabin mtg	-	-	-	-	-	-	1	
39	AL241761	Bracket striker mtg	-	-	-	-	-	-	1	
40	KADA0612	Bolt flanged	-	-	-	-	-	-	3	
41	KCGF0808	Nut hex flanged	-	-	-	-	-	-	2	



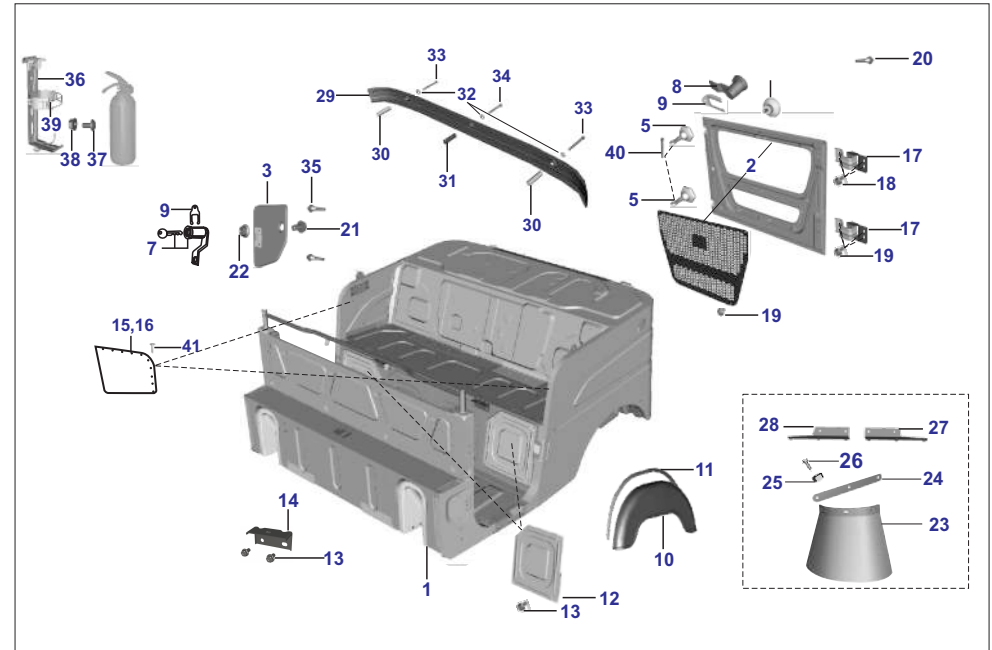
No.	Part No.	Description	RE		Z		XWIDE		C		Remarks
			AF	AM	AZ	RA	AT	AT1	AN		
1	52AL0392	Assly door RH AL241596	-	-	-	-	-	-	-	1	
2	52AL0395	Assly door LH AI241597	-	-	-	-	-	-	-	1	
3	AL241442	Beading door	-	-	-	-	-	-	-	2	
4	AL241693	Glass swivel	-	-	-	-	-	-	-	2	
5	AL241690	Beading front RH sw glass	-	-	-	-	-	-	-	1	
6	AL241689	Beading front LH sw glass	-	-	-	-	-	-	-	1	
7	AL241692	Beading rear RH sw glass	-	-	-	-	-	-	-	1	
8	AL241691	Beading rear LH sw glass	-	-	-	-	-	-	-	1	
9	AL241696	Glass fixed cargo	-	-	-	-	-	-	-	2	
10	AL241695	Beading fixed glass	-	-	-	-	-	-	-	2	
11	AL241482	Assly hinge upper RH-glass sw	-	-	-	-	-	-	-	1	
12	AL241455	Assly hinge upper LH -glass sw	-	-	-	-	-	-	-	1	
13	AL241474	Hinge assy lower RH-glass sw	-	-	-	-	-	-	-	1	
14	AL241456	Assly hinge lower LH-glass sw	-	-	-	-	-	-	-	1	
15	AL241465	Handle RH-glass swivel	-	-	-	-	-	-	-	1	
16	AL241457	Handle LH for glass swivel	-	-	-	-	-	-	-	1	
17	AL241477	Spacer for hinge assly lower	-	-	-	-	-	-	-	2	
18	AL241478	Spacer for hinge assly upper	-	-	-	-	-	-	-	2	
19	39190701	Mushroom head screw	-	-	-	-	-	-	-	4	
20	AL241774	Lever glass lock	-	-	-	-	-	-	-	1	
21	AL241775	Lock glass	-	-	-	-	-	-	-	2	
22	AL241701	Latch mechanism RH	-	-	-	-	-	-	-	1	
23	AL241700	Latch mechanism LH	-	-	-	-	-	-	-	1	



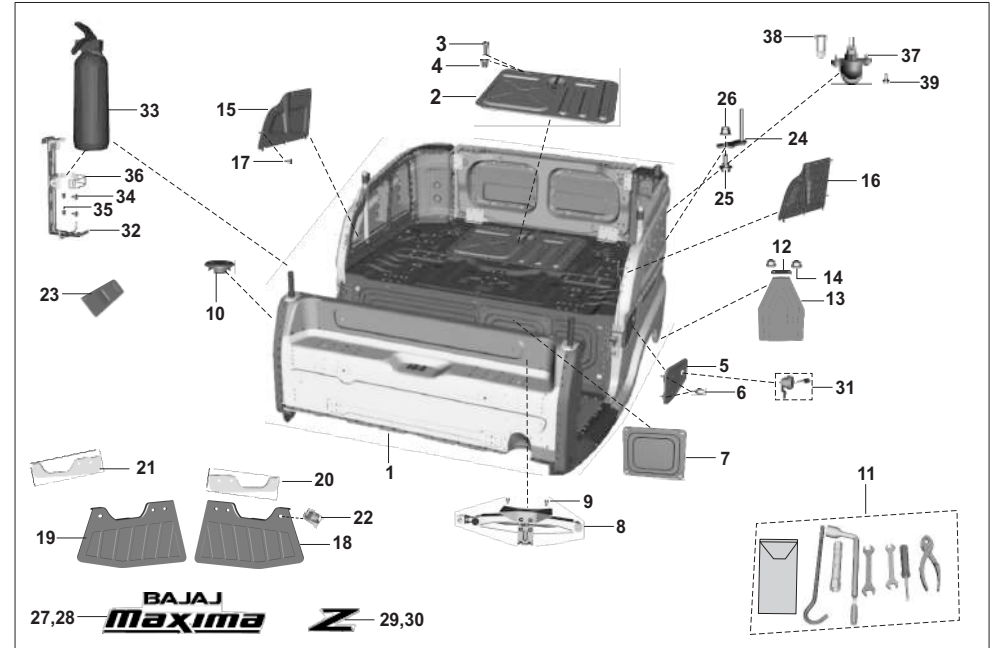
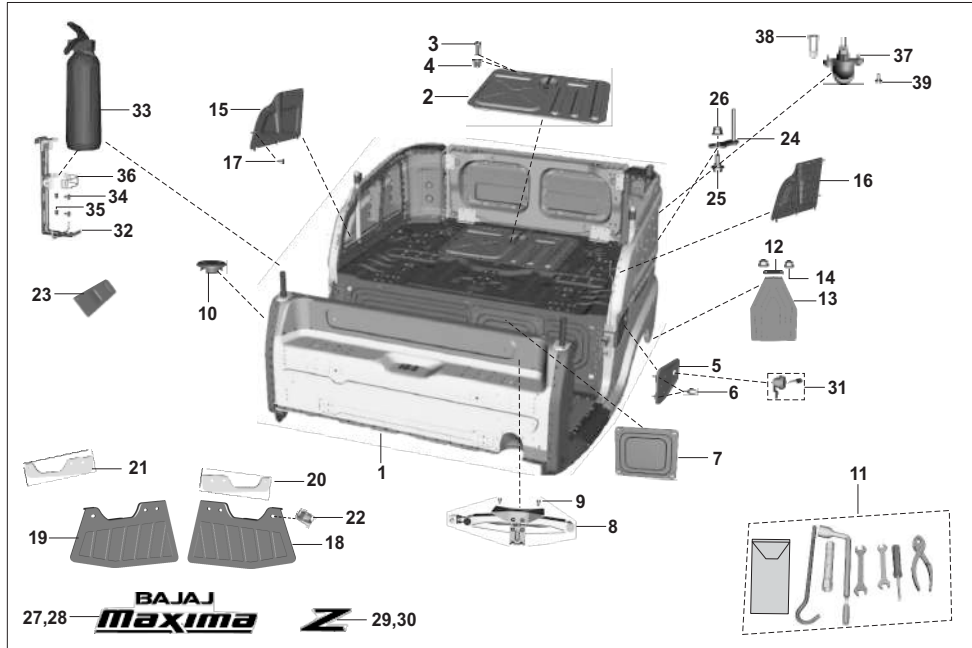
No.	Part No.	Description	RE		Z		XWIDE		C		Remarks
			AF	AM	AZ	RA	AT	AT1	AN		
24	36AL0055	Lock RH for door without key	-	-	-	-	-	-	-	1	
25	36AL0054	Lock LH for door without key	-	-	-	-	-	-	-	1	
26	AL241221	Handle assly RH-door lock	-	-	-	-	-	-	-	1	
27	AL241220	Handle assly LH-door lock	-	-	-	-	-	-	-	1	
28	AL241609	Assly hinge upper RH	-	-	-	-	-	-	-	1	
29	AL241603	Assly hinge upper LH	-	-	-	-	-	-	-	1	
30	AL241614	Assly hinge lower RH	-	-	-	-	-	-	-	1	
31	AL241606	Assly hinge lower LH	-	-	-	-	-	-	-	1	
32	AL161662	Plate for hinge re 3wh cargo	-	-	-	-	-	-	-	2	
33	AL241662	Strip door limiting cargo	-	-	-	-	-	-	-	2	
34	AL241479	Pin step for handle	-	-	-	-	-	-	-	2	
35	AL241480	Spacer with collar glass mtg	-	-	-	-	-	-	-	4	
36	AL241475	Cover door latch for re 900	-	-	-	-	-	-	-	2	
37	AL241395	Knob door lock	-	-	-	-	-	-	-	2	
38	AL241481	Screw stepped M6X1X11	-	-	-	-	-	-	-	6	
39	39157006	Sleeve - spring dowel	-	-	-	-	-	-	-	2	
40	KCEC0504	Nut domed cap single piece	-	-	-	-	-	-	-	2	
41	KADA0612	Bolt flanged	-	-	-	-	-	-	-	22	
42	KCGF0606	Nut - hexagon with flange m6	-	-	-	-	-	-	-	4	
43	KBBC0516	Screw pan cross	-	-	-	-	-	-	-	2	
44	AL241189	Spring glass lock	-	-	-	-	-	-	-	2	
45	AL241804	Grmt sw gl locking handle RH	-	-	-	-	-	-	-	1	
46	AL241803	Grmt sw gl locking handle LH	-	-	-	-	-	-	-	1	



No.	Part No.	Description	RE		Z		XWIDE		C		Remarks
			AF	AM	AZ	RA	AT	AT1	AN		
1	52AF0608	Assembly body Gas	1	1	-	-	-	-	-	-	AF231805
2	52AF0580	Door assembly rear-AF231569	1	1	-	-	-	-	-	-	Alt-52AF0621
3a	AF231800	Lid asly filler fuel ED	1	1	-	-	-	-	-	-	
3b	AF231824	Lid asly filler petrol ED	1	1	-	-	-	-	-	-	
5	24231245	Knob for rear door	2	2	-	-	-	-	-	-	
7	36244044	Lock fuel filling door With Key	1	1	-	-	-	-	-	-	
8	36244024	Lock for rear door with key	1	1	-	-	-	-	-	-	
9	01160717	Lock Clip	2	2	-	-	-	-	-	-	
10	52210040	Rear mudguard assly.	2	2	-	-	-	-	-	-	25231062
11	25231064	Beading for rear mudguard	2	2	-	-	-	-	-	-	
12	52AF0669	Cover assembly panel body	2	2	-	-	-	-	-	-	AF231659
13	KADD0612	Bolt flanged	12	12	-	-	-	-	-	-	
14	24231705	Brack. seat mounting passenger	1	1	-	-	-	-	-	-	
15	AF231754	Cover panel body LH	1	1	-	-	-	-	-	-	
16	AF231755	Cover panel body RH	1	1	-	-	-	-	-	-	
17	AF231573	Hinge door rear	2	2	-	-	-	-	-	-	
18	KADF0612	Bolt flanged	8	8	-	-	-	-	-	-	
19	KADF0608	Bolt flanged	9	9	-	-	-	-	-	-	
20	24230198	Pad rubber	6	6	-	-	-	-	-	-	
21	KADF0510	Bolt flanged	2	2	-	-	-	-	-	-	
22	KCGD0505	Nut hex flanged-M5X0.8	2	2	-	-	-	-	-	-	
23	24230185	Mud flap	2	2	-	-	-	-	-	-	



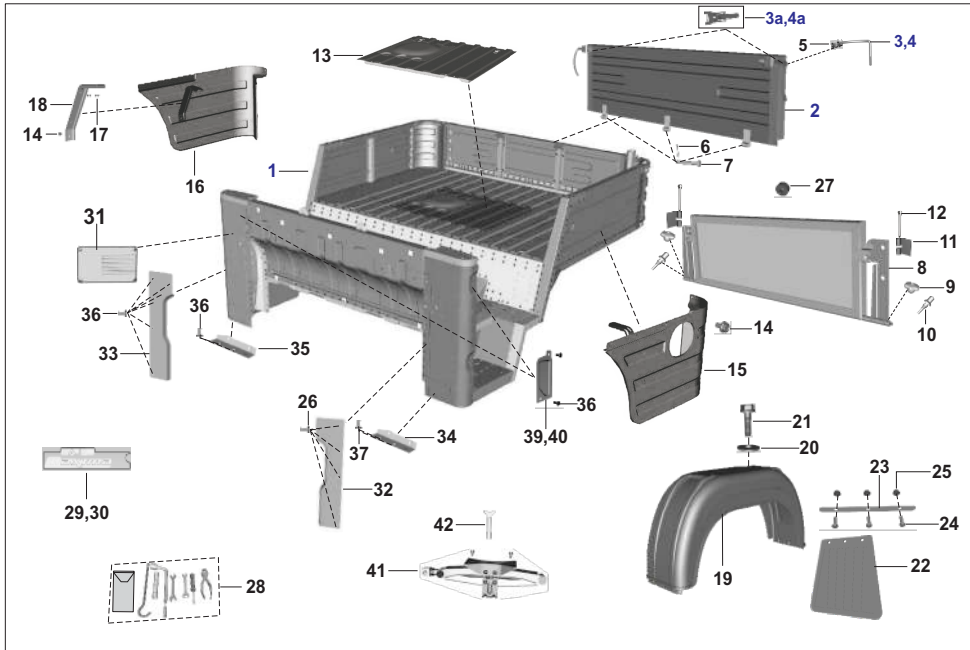
No.	Part No.	Description	RE		Z		XWIDE		C		Remarks
			AF	AM	AZ	RA	AT	AT1	AN		
24	24231157	Stripe RE mudguard flap	2	2	-	-	-	-	-	-	
25	KCAD0504	Nut hex thick-rear mud	8	8	-	-	-	-	-	-	
26	KAAA0514	bolt	10	10	-	-	-	-	-	-	
27	24231090	Angle right hand rear mud flap	1	1	-	-	-	-	-	-	
28	24231091	Angle left hand rear mud flap	1	1	-	-	-	-	-	-	
29	52AH0296	Bumper rear ed coated	1	1	-	-	-	-	-	-	AH113812
30	BA161206	Spacer	2	2	-	-	-	-	-	-	
31	24165273	Sleeve bumper middle	1	1	-	-	-	-	-	-	
32	KDAB1018	Washer_plain_small	3	3	-	-	-	-	-	-	
33	KADD08A5	Bolt	2	2	-	-	-	-	-	-	
34	KAAG0875	Bolt	1	1	-	-	-	-	-	-	
35	AA231126	Damper for door side filling	2	2	-	-	-	-	-	-	
36	AF221022	Assembly bracket fire exting mtg	1	1	-	-	-	-	-	-	
37	KBUA0612	Screw truss fire exti.	2	2	-	-	-	-	-	-	
38	KCGC0606	Nut hex flanged	4	4	-	-	-	-	-	-	
39	AS230005	Clamp fire ex.bkt	1	1	-	-	-	-	-	-	
40	KHAA3228	Pin cotter	2	2	-	-	-	-	-	-	
41	BB231644	Clip cover body	6	6	-	-	-	-	-	-	



No.	Part No.	Description	RE		Z		XWIDE		C		Remarks
			AF	AM	AZ	RA	AT	AT1	AN		
1	52AZ0432	Body assly z cng,lpg	-	-	1	1	-	-	-	-	
2	52BH0210	Door engine access	-	-	2	2	-	-	-	-	AZ211329
3	KBUC0516	Screw - truss - M5 X 16L, 4.8	-	-	2	2	-	-	-	-	
4	AL161509	Grommet screw eng door	-	-	2	2	-	-	-	-	
5	52AZ0178	Door assembly fuel filling	-	-	1	1	-	-	-	-	AZ241002
6	06221028	Shockabsorber pad	-	-	2	2	-	-	-	-	
7	52AZ0174	Cover battery access	-	-	1	1	-	-	-	-	AZ211049
8	BB221004	Jack assly.	-	-	1	1	-	-	-	-	
9	KADD0612	Bolt flanged	-	-	8	8	-	-	-	-	
10	AZ182403	Cap spare wheel mtg cutout	-	-	1	1	-	-	-	-	
11	AZ231005	Toolkit	-	-	1	1	-	-	-	-	
12	BH181402	Plate for mudflap	-	-	2	2	-	-	-	-	
13	AZ181401	Flap mud-rear	-	-	1	1	-	-	-	-	
14	DS151094	Nut flange	-	-	4	4	-	-	-	-	
15	AZ182402	Trim pad pass body RH	-	-	1	1	-	-	-	-	
16	AZ182401	Trim pad pass body LH	-	-	1	1	-	-	-	-	
17	BF241152	Rivet plastic door edge beading	-	-	10	10	-	-	-	-	
18	BB161244	Mudflap rear LH	-	-	1	1	-	-	-	-	
19	BB161245	Mudflap rear RH	-	-	1	1	-	-	-	-	
20	BH181405	Plate mudflap support LH	-	-	1	1	-	-	-	-	

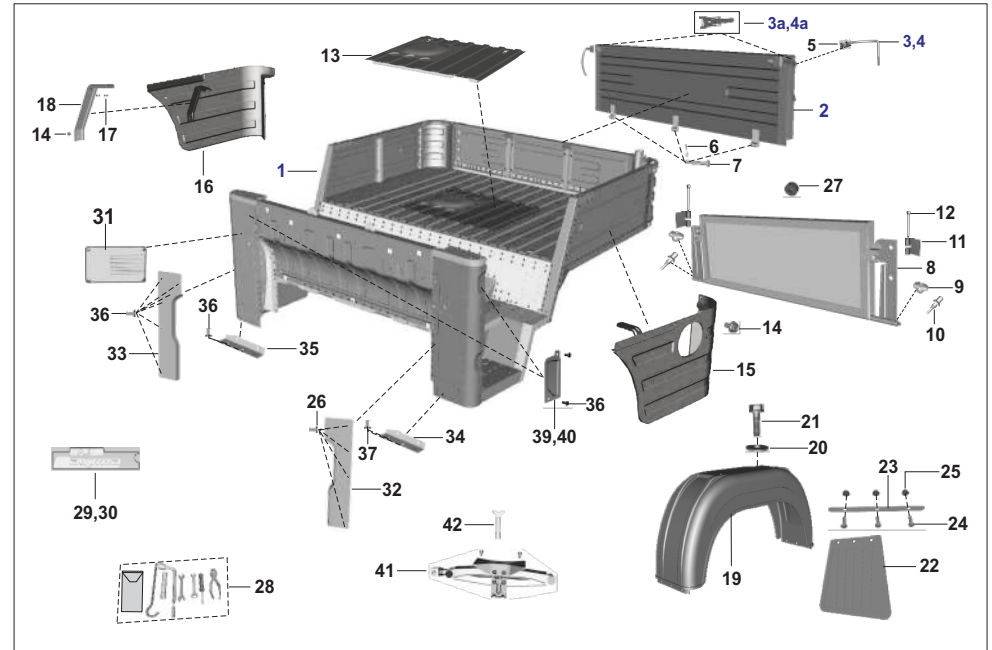
No.	Part No.	Description	RE		Z		XWIDE		C		Remarks
			AF	AM	AZ	RA	AT	AT1	AN		
21	BH181406	Plate mudflap support RH	-	-	1	1	-	-	-	-	
22	KCGA0505	Nut hex flanged	-	-	6	6	-	-	-	-	
23	AZ181204	Cover trim	-	-	2	2	-	-	-	-	
24	BH211201	Assembly plate link frame body	-	-	1	1	-	-	-	-	
25	GF161156	Bolt step-m6x1-olive	-	-	1	1	-	-	-	-	
26	KCKA0609	Nut nyloc flanged	-	-	1	1	-	-	-	-	
27	AZ233013	Label bajaj maxima-black	-	-	1	1	-	-	-	-	
28	AZ233012	Label bajaj maxima-white	-	-	1	1	-	-	-	-	
29	AZ233014	Label z-maxima black	-	-	1	1	-	-	-	-	
30	AZ233015	Label z-maxima white	-	-	1	1	-	-	-	-	
31	36AZ0051	Door fuel filling lock with key	-	-	1	1	-	-	-	-	
32	AF221022	Assembly bracket fire exting mtg	-	-	1	1	-	-	-	-	
33	AF221005	Extinguisher fire safex	-	-	1	1	-	-	-	-	
34	KBUA0612	Screw truss	-	-	2	2	-	-	-	-	
35	KCGA0606	Nut hex flanged	-	-	2	2	-	-	-	-	
36	AS230005	Clamp	-	-	1	1	-	-	-	-	
37	BH401016	Lamp plate number	-	-	1	1	-	-	-	-	
38	JD401032	Bulb 12v 5w e-marked	-	-	1	1	-	-	-	-	
39	59010005	Screw truss	-	-	2	2	-	-	-	-	

PLATE NO. 63: PASSENGER BODY(XWIDE)



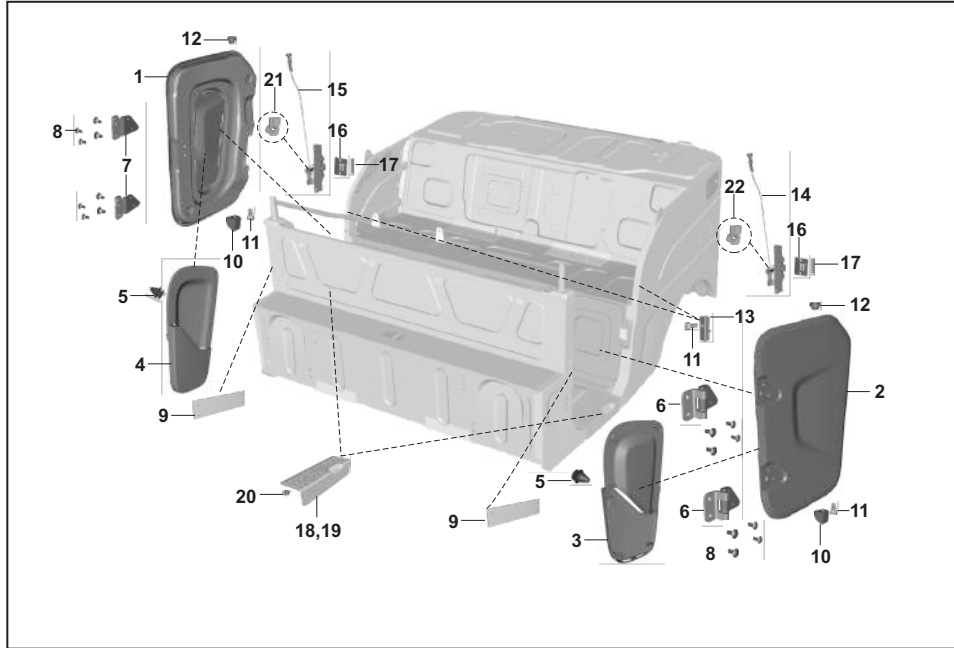
No.	Part No.	Description	RE		Z		XWIDE		C	Remarks
			AF	AM	AZ	RA	AT	AT1	AN	
1	52AT0293	Assly body complete	-	-	-	-	1	1	-	AT211331
2	52BB0361	Door rear upper	-	-	-	-	1	1	-	AT244042
3	AL241277	Handle assembly LH	-	-	-	-	1	1	-	
3a	AT211518	Clamp Toggle LH-SM	-	-	-	-	1	1	-	
4	AL241278	Handle assembly RH	-	-	-	-	1	1	-	
4a	AT211519	Clamp Toggle RH-SM	-	-	-	-	1	1	-	
5	39029615	Nut	-	-	-	-	4	4	-	
6	KHAA3225	Pin cotter	-	-	-	-	3	3	-	
7	LHE00005	Pin -dia. 8XL 85 Hinge rr upper	-	-	-	-	3	3	-	
8	BB161171	Assembly guard rear	-	-	-	-	1	1	-	
9	24231245	Knob rear door lower	-	-	-	-	2	2	-	
10	24230198	Pad rubber	-	-	-	-	2	2	-	
11	BB161204	Bracket tie rod	-	-	-	-	2	2	-	
12	KHAA3228	Pin cotter	-	-	-	-	2	2	-	
13	52BB0362	Door engine access	-	-	-	-	1	1	-	AT211407
14	KADA0510	Bolt flanged-WB	-	-	-	-	14	14	-	
15	52AT0139	Cover rear LH BB232369	-	-	-	-	1	1	-	
16	52AT0336	Cover rear RH AT211458	-	-	-	-	1	1	-	
17	KCGF0505	Nut hex flanged	-	-	-	-	4	4	-	
18	BB231451	Stiffner side cover	-	-	-	-	2	2	-	
19	AL161377	Rear mudguard	-	-	-	-	2	2	-	
20	LDB00014	Plain washer	-	-	-	-	8	8	-	

PLATE NO. 63: PASSENGER BODY(XWIDE)



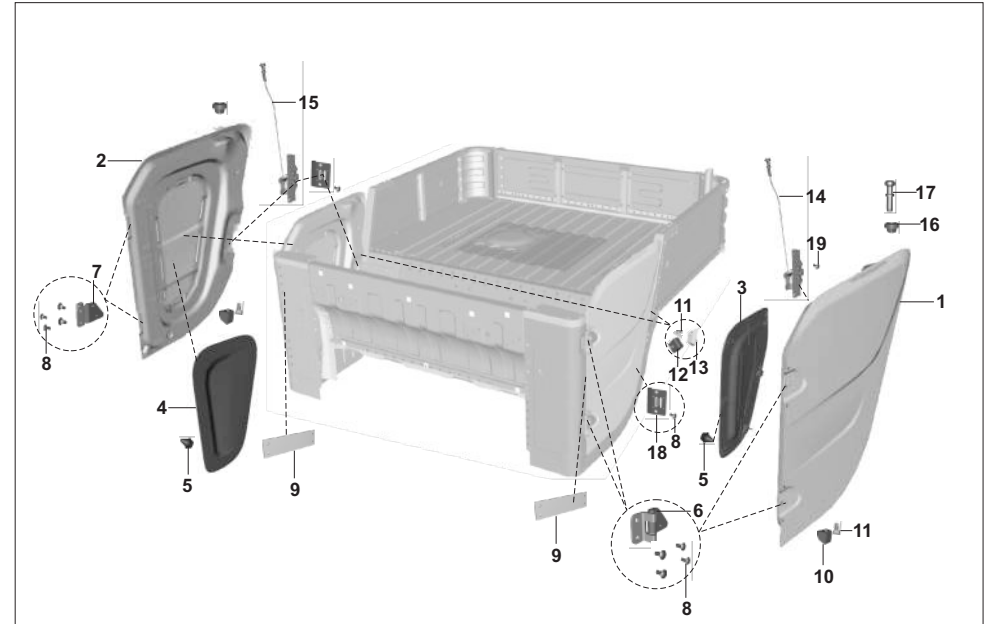
No.	Part No.	Description	RE		Z		XWIDE		C	Remarks
			AF	AM	AZ	RA	AT	AT1	AN	
21	KADF0618	Bolt-flanged-small	-	-	-	-	8	8	-	
22	AL161226	Mud flap For rear mudguard	-	-	-	-	2	2	-	
23	AL161229	Strip for mud flap	-	-	-	-	2	2	-	
24	KAAA0514	Bolt	-	-	-	-	6	6	-	
25	KCGA0505	Nut hex flanged	-	-	-	-	6	6	-	
26	LDB00023	Plain washer	-	-	-	-	15	15	-	
27	AL241767	Rubber stopper tray rear door	-	-	-	-	2	2	-	
28	AT231001	Toolkit complete	-	-	-	-	1	1	-	
29	BB231659	Label bajaj maxima hd white	-	-	-	-	1	1	-	
30	BB231658	Label bajaj maxima hd black	-	-	-	-	1	1	-	
31	AF221011	Plate compliance CNG	-	-	-	-	1	-	-	
31	AF221011	Plate compliance LPG	-	-	-	-	-	1	-	
32	52AT0135	Cover panel bolttable body fr LH	-	-	-	-	1	1	-	AT211281
33	52AT0136	Cover panel bolttable body fr RH	-	-	-	-	1	1	-	AT211282
34	52AT0137	Cover lower front LH-	-	-	-	-	1	1	-	AT211439
35	52AT0138	Cover lower front RH-	-	-	-	-	1	1	-	AT211440
36	KBUA0614	Screw truss	-	-	-	-	19	19	-	
37	KDBB1022	Washer_plain	-	-	-	-	4	4	-	
39	BB231707	Cover pillar B LH	-	-	-	-	1	1	-	
40	BB231708	Cover pillar B RH	-	-	-	-	1	1	-	
41	AT231005	Jack assembly-screw	-	-	-	-	1	1	-	
42	BF231007	Nut wing	-	-	-	-	1	1	-	

PLATE NO. 64 : BODY DOOR - RE

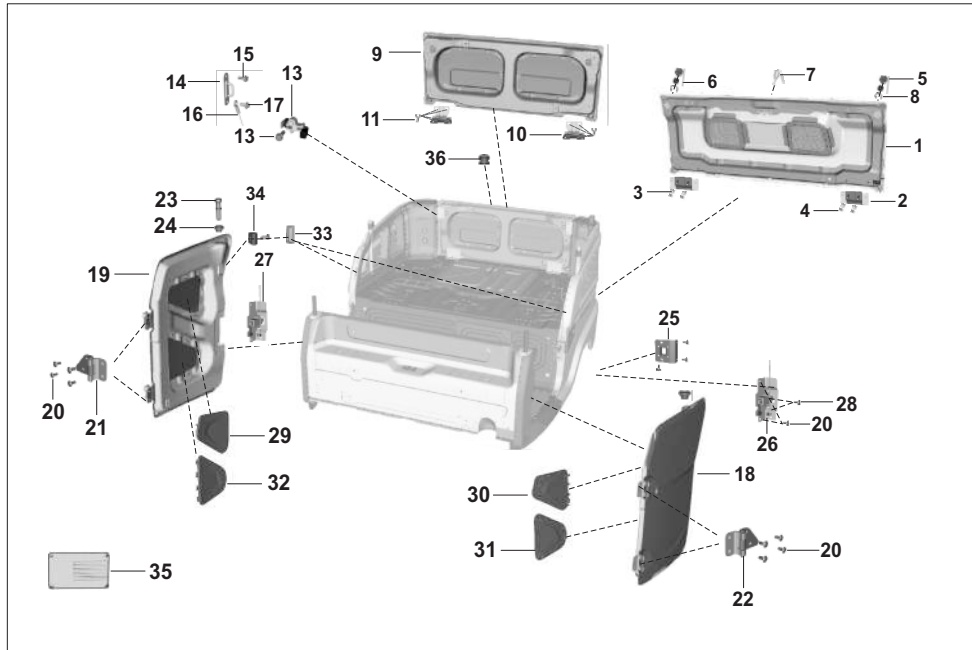


No.	Part No.	Description	RE		Z		XWIDE		C	Remarks
			AF	AM	AZ	RA	AT	AT1	AN	
1	52AF0547	Door assembly LH (AF231688)	1	1	-	-	-	-	-	Alt-52AH0351
2	52AF0546	Door assembly RH(AF231689)	1	1	-	-	-	-	-	Alt-52AH0349
3	AF231756	Trim door inner LH	1	1	-	-	-	-	-	
4	AF231757	Trim door inner RH	1	1	-	-	-	-	-	
5	AH185007	Clip	10	10	-	-	-	-	-	
6	AZ241401	Assembly hinge side door LH	2	2	-	-	-	-	-	
7	AZ241402	Assembly hinge side door RH	2	2	-	-	-	-	-	
8	KBUC0614	Screw truss	40	40	-	-	-	-	-	
9	AL241662	Strip door limiting cargo	2	2	-	-	-	-	-	
10	AZ241032	Damper side door lwr	2	2	-	-	-	-	-	
11	KBBA0616	Screw pan cross	4	4	-	-	-	-	-	
12	AZ241039	Guide knob mtg side door	2	2	-	-	-	-	-	
13	AF231708	Damper	2	2	-	-	-	-	-	
14	AF231702	Latch door LH	1	1	-	-	-	-	-	
15	AF231703	Latch door RH	1	1	-	-	-	-	-	
16	AF231775	Plate striker	2	2	-	-	-	-	-	
17	AZ242004	Plate striker-SM	2	2	-	-	-	-	-	
18	JF181324	Foam belly pan	2	2	-	-	-	-	-	
19	AF231650	Plate scuff lh	1	1	-	-	-	-	-	
20	AF231742	Plate scuff RH	1	1	-	-	-	-	-	
21	KCGA0505	Nut hex flanged	4	4	-	-	-	-	-	
22	YAZ08027	Snap Clip Door Latch RH Milky	1	1	-	-	-	-	-	
22	YAZ08028	Snap Clip Door Latch LH Yellow	1	1	-	-	-	-	-	

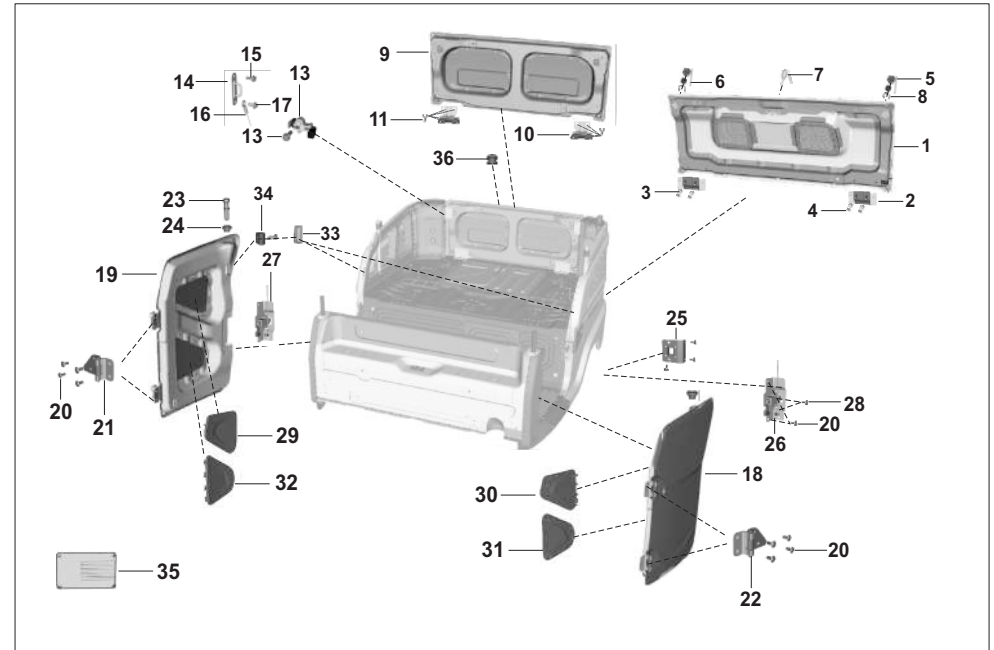
PLATE NO. 65 : BODY DOOR - XWIDE



No.	Part No.	Description	RE		Z		XWIDE		C	Remarks
			AF	AM	AZ	RA	AT	AT1	AN	
1	52AT0295	Door Assembly Rh- AT241004	-	-	-	-	1	1	-	
2	52AT0296	Door Assembly Lh- AT241003	-	-	-	-	1	1	-	
3	AT182402	Trim door lh	-	-	-	-	1	1	-	
4	AT182403	Trim door rh	-	-	-	-	1	1	-	
5	AH185007	Clip	-	-	-	-	10	10	-	
6	AZ241401	Assembly Hinge Side Door Lh Ug	-	-	-	-	2	2	-	
7	AZ241402	Assembly Hinge Side Door Rh Ug	-	-	-	-	2	2	-	
8	KBUC0614	Screw Truss	-	-	-	-	40	40	-	
9	AL241662	Strip Door Limiting	-	-	-	-	2	2	-	
10	AZ241032	Damper Side Door Lwr Ug	-	-	-	-	2	2	-	
11	KBBA0616	Screw Pan Cross	-	-	-	-	6	6	-	
12	AZ241029	Damper Body Side Up	-	-	-	-	2	2	-	
13	AT241021	Damper	-	-	-	-	2	2	-	
14	AT242000	Latch Door Lh	-	-	-	-	1	1	-	
15	AT242001	Latch Door Rh	-	-	-	-	1	1	-	
16	AZ241039	Guide Knob Mtg Side Door Ug	-	-	-	-	2	2	-	
17	AL241395	Knob Door Lock	-	-	-	-	2	2	-	
18	AZ242004	Plate Striker	-	-	-	-	2	2	-	
19	KBUC0620	Screw Truss	-	-	-	-	4	4	-	



No.	Part No.	Description	RE		Z		XWIDE		C		Remarks
			AF	AM	AZ	RA	AT	AT1	AN	AN	
1	52BH0209	Assembly door rr eng access	-	-	1	1	-	-	-	-	AZ244002
2	AZ244017	Assembly hinge eac	-	-	2	2	-	-	-	-	
3	KDBB0818	Washer_plain	-	-	4	4	-	-	-	-	
4	KCGC0606	Nut hex flanged	-	-	8	8	-	-	-	-	
5	BH211165	Knob rear door lower	-	-	2	2	-	-	-	-	
6	BH211163	Rubber damper rear door upper	-	-	2	2	-	-	-	-	
7	BH211158	Rubber damper rear door lower	-	-	3	3	-	-	-	-	
8	KECA0415	Circlip-type-e-	-	-	2	2	-	-	-	-	
9	52AZ0180	Door rear upper	-	-	1	1	-	-	-	-	AZ244001
10	AZ247000	Assembly hinge rr upper door	-	-	2	2	-	-	-	-	
11	KADF0816	Bolt flanged	-	-	8	8	-	-	-	-	
12	AZ245000	Latch assembly	-	-	2	2	-	-	-	-	
13	LAD00064	Bolt flanged-m6x1x1 20xpre-coat	-	-	2	2	-	-	-	-	
14	BH211051	Bracket hook upper door	-	-	2	2	-	-	-	-	
15	KADF0616	Bolt flanged	-	-	2	2	-	-	-	-	
16	AZ244026	Cable door holding	-	-	2	2	-	-	-	-	
17	BH211057	Bolt shoulder	-	-	4	4	-	-	-	-	
18	52AZ0176	Assembly side door LH	-	-	1	1	-	-	-	-	AZ241000
19	52AZ0177	Assembly side door RH	-	-	1	1	-	-	-	-	AZ241001
20	KBUC0614	Screw truss	-	-	8	8	-	-	-	-	



No.	Part No.	Description	RE		Z		XWIDE		C		Remarks
			AF	AM	AZ	RA	AT	AT1	AN	AN	
21	AZ241402	Assembly hinge side door RH	-	-	2	2	-	-	-	-	
22	AZ241401	Assembly hinge side door LH	-	-	2	2	-	-	-	-	
23	AL241395	Knob door lock	-	-	2	2	-	-	-	-	
24	AZ241039	Guide knob mtg side door	-	-	2	2	-	-	-	-	
25	AZ242004	Plate striker latch	-	-	2	2	-	-	-	-	
26	AZ242002	Latch assembly side door LH	-	-	1	1	-	-	-	-	
27	AZ242003	Latch assembly side door RH	-	-	1	1	-	-	-	-	
28	KBUC0620	Screw truss- latch	-	-	4	4	-	-	-	-	
29	AZ181004	Trim door top-LH	-	-	1	1	-	-	-	-	
30	AZ181006	Trim door top-RH	-	-	1	1	-	-	-	-	
31	AZ181007	Trim door bottom-RH	-	-	1	1	-	-	-	-	
32	AZ181005	Trim door bottom-LH	-	-	1	1	-	-	-	-	
33	AZ241029	Damper body side upr	-	-	2	2	-	-	-	-	
34	AZ241031	Damper side door upr	-	-	2	2	-	-	-	-	
35	AF221011	Plate compliance CNG	-	-	1	1	-	-	-	-	
36	BF601205	Damper rubber BF	-	-	1	1	-	-	-	-	

PLATE NO. 67: TRAY BODY

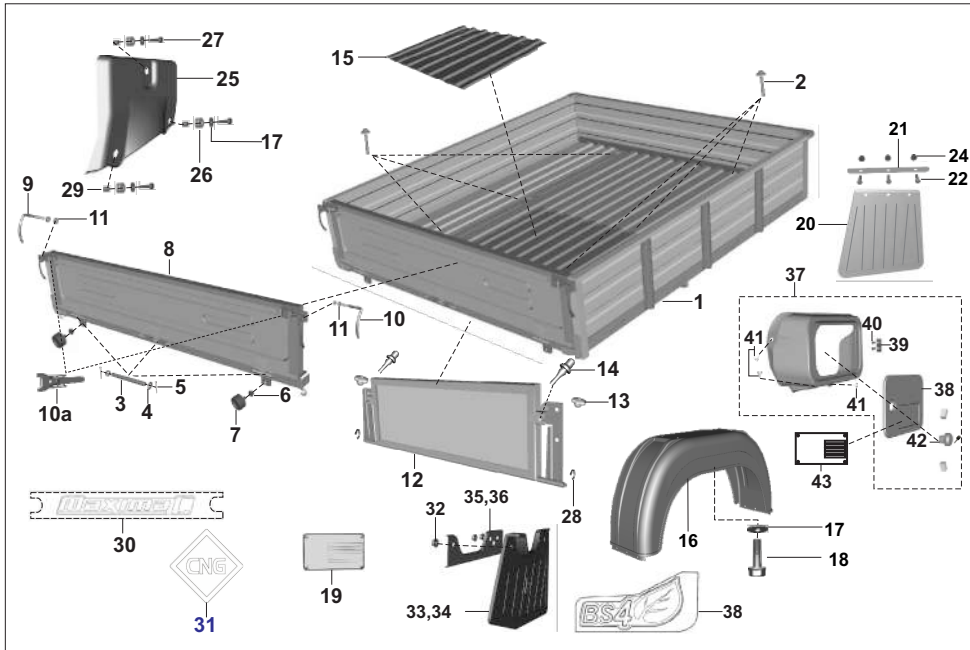
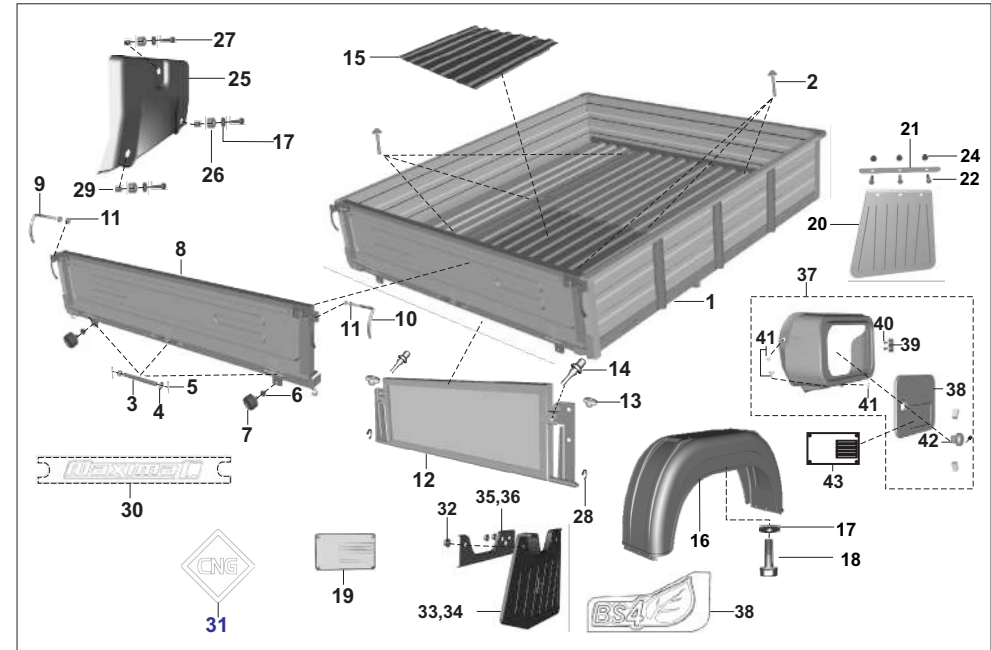


PLATE NO. 67: TRAY BODY



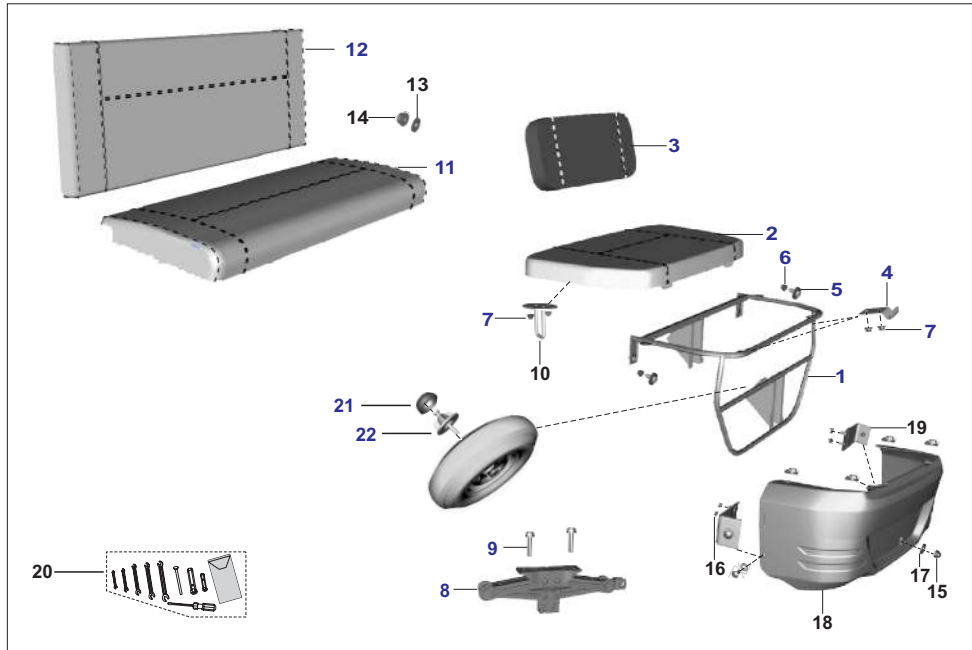
No.	Part No.	Description	RE		Z		XWIDE		C		Remarks
			AF	AM	AZ	RA	AT	AT1	AN		
1	52AL0390	Assly tray load body complete	-	-	-	-	-	-	-	1	
2	AL241784	Bolt combination tray	-	-	-	-	-	-	-	6	
3	AL241405	Hinge pin-	-	-	-	-	-	-	-	3	
4	39272711	Washer-plain	-	-	-	-	-	-	-	6	
5	KHAA3225	Pin Cotter-	-	-	-	-	-	-	-	6	
6	39229515	Nut flanged- ex.tube-cyl head	-	-	-	-	-	-	-	2	
7	AL241767	Rubber stopper tray rear door	-	-	-	-	-	-	-	2	
8	52AL0396	Assembly panel rear door ED	-	-	-	-	-	-	-	1	AL241634
9	AL241277	Handle assembly LH	-	-	-	-	-	-	-	1	
10	AL241278	Handle assembly RH	-	-	-	-	-	-	-	1	
10a	AL241872	Clamp Toggle-SM	-	-	-	-	-	-	-	2	
11	39029615	Hexagon nut-m10	-	-	-	-	-	-	-	4	
12	BB161171	Assembly guard rear	-	-	-	-	-	-	-	1	
13	24231245	Knob rear door lower	-	-	-	-	-	-	-	2	
14	24230198	Pad rubber	-	-	-	-	-	-	-	2	
15	52AL0391	Assy engine access cover	-	-	-	-	-	-	-	1	AL241621
16	AL161377	Rear mudguard	-	-	-	-	-	-	-	2	
17	LDB00014	Plain washer	-	-	-	-	-	-	-	11	
18	KADF0618	Bolt-flanged-small	-	-	-	-	-	-	-	8	
19	AF221011	Plate compliance cng	-	-	-	-	-	-	-	1	
20	AL161226	Mud flap For rear mudguard	-	-	-	-	-	-	-	2	
21	AL161229	Strip for mud flap	-	-	-	-	-	-	-	2	

97 AF - RE CNG AM - RE LPG AZ - Maxima Z CNG RA - Maxima ZLPG AT - Maxima XWIDE CNG AT1 - Maxima XWIDE LPG AN - Maxima C CNG

No.	Part No.	Description	RE		Z		XWIDE		C		Remarks
			AF	AM	AZ	RA	AT	AT1	AN		
22	KAAA0514	Hex head screw-M5	-	-	-	-	-	-	-	6	
24	KCGA0505	Hexagon nut-m5	-	-	-	-	-	-	-	6	
25	AL101053	Guard splash	-	-	-	-	-	-	-	2	
26	DG141019	Damper	-	-	-	-	-	-	-	3	
27	KADA0622	Flange bolt-M6	-	-	-	-	-	-	-	3	
28	39064517	Circlip e-type	-	-	-	-	-	-	-	2	
29	31201001	Collar	-	-	-	-	-	-	-	3	
30	BB231658	Label bajaj maxima hd black	-	-	-	-	-	-	-	1	
30	BB231659	Label bajaj maxima hd white	-	-	-	-	-	-	-	1	
31	AF161024	Label cng	-	-	-	-	-	-	-	1	
32	KCGA0505	Nut hex flanged	-	-	-	-	-	-	-	6	
33	BB161244	Mudflap rear LH	-	-	-	-	-	-	-	1	
34	BB161245	Mudflap rear RH	-	-	-	-	-	-	-	1	
35	BH181405	Plate mudflap support LH	-	-	-	-	-	-	-	1	
36	BH181406	Plate mudflap support RH	-	-	-	-	-	-	-	1	
37	AN161235	Assembly box cng kit	-	-	-	-	-	-	-	1	
38	AN161126	Door assy for box cng kit	-	-	-	-	-	-	-	1	
39	AN161129	Plate assy for hinge mounting	-	-	-	-	-	-	-	1	
40	KAEF0608	Bolt-Flange	-	-	-	-	-	-	-	2	
41	AN161130	Bolt step(M6X1X14)	-	-	-	-	-	-	-	3	
42	36AA4015	Lock fuel filling cover with key	-	-	-	-	-	-	-	1	
43	AF221011	Plate compliance CNG	-	-	-	-	-	-	-	1	

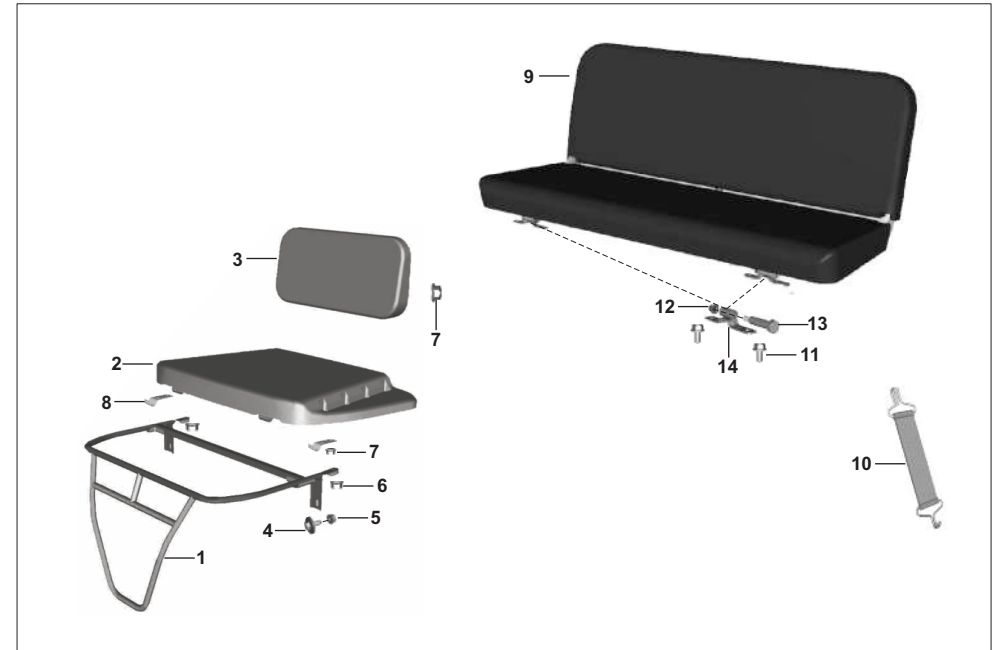
98 AF - RE CNG AM - RE LPG AZ - Maxima Z CNG RA - Maxima ZLPG AT - Maxima XWIDE CNG AT1 - Maxima XWIDE LPG AN - Maxima C CNG

PLATE NO. 68: SEAT ASSLY- RE

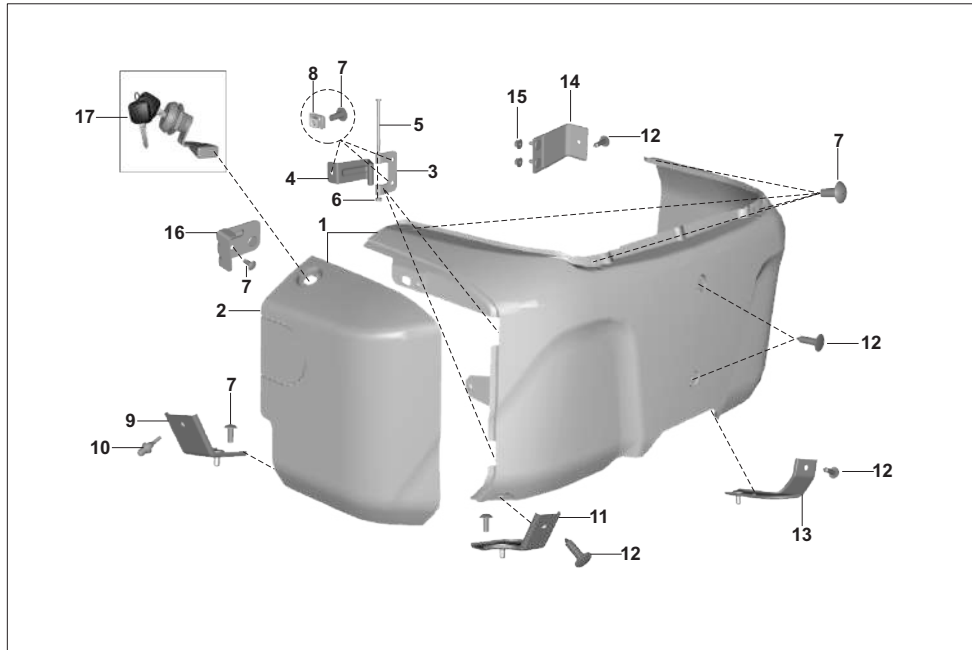


No.	Part No.	Description	RE		Z		XWIDE		C	Remarks
			AF	AM	AZ	RA	AT	AT1	AN	
1	24211028	Assly frame driver seat	1	1	-	-	-	-	-	
2	AZ191022	Seat assembly driver	1	1	-	-	-	-	-	
3	AZ191024	Backrest assembly driver	1	1	-	-	-	-	-	
4	BH191032	Bracket seat base mtg	2	2	-	-	-	-	-	
5	24211026	Bolt combination	2	2	-	-	-	-	-	
6	39229515	Nut flanged- ex.tube-cyl head	2	2	-	-	-	-	-	
7	KCGC0505	Nut - hexagon with flange	6	6	-	-	-	-	-	
8	24221047	Jack assly complete	1	1	-	-	-	-	-	
9	KADD0630	Bolt flanged	2	2	-	-	-	-	-	
10	AY191009	Hook driver seat	1	1	-	-	-	-	-	
11	AA231279	Seat assembly passenger	1	1	-	-	-	-	-	
12	AA231379	Backrest assembly passenger	1	1	-	-	-	-	-	
13	24161485	Washer plain	3	3	-	-	-	-	-	
14	KCGA0606	Nut hexagon with flange M6	5	5	-	-	-	-	-	
15	KCEA0605	Nut dome cap single	1	1	-	-	-	-	-	
16	KCGC0606	Nut hex flanged	4	4	-	-	-	-	-	
17	KDBB0818	Washer plain	2	2	-	-	-	-	-	
18	24211037	Enclosure - driver seat	1	1	-	-	-	-	-	
19	24231806	Bracket enclosure side mtg	2	2	-	-	-	-	-	
20	AA221033	Toolkit complete	1	1	-	-	-	-	-	
21	BH131407	Assembly cap spare wheel	1	1	-	-	-	-	-	
22	BH131403	Bolt - M10	1	1	-	-	-	-	-	

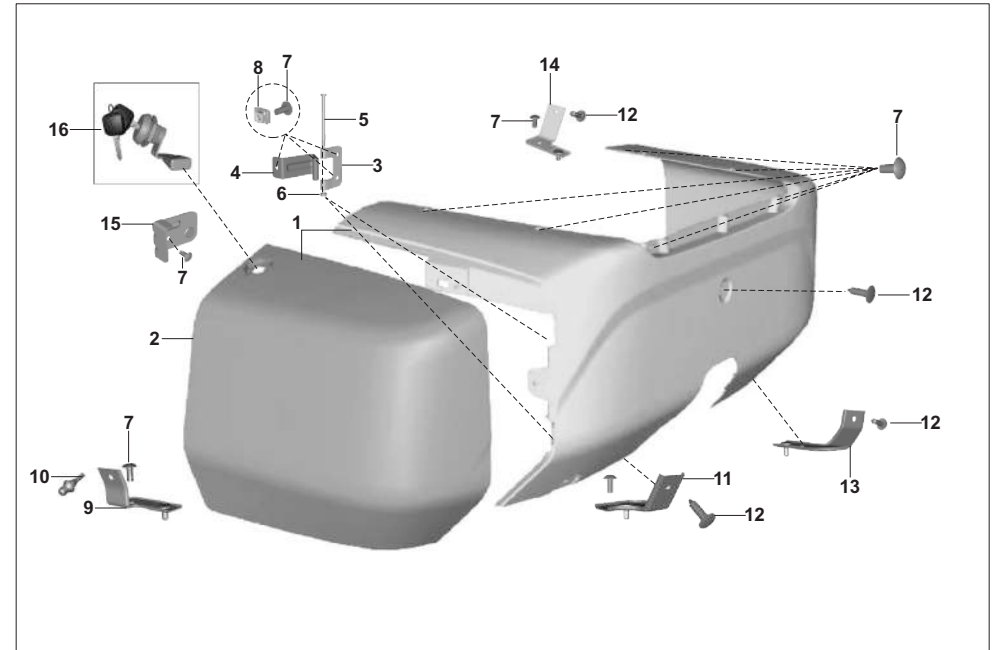
PLATE NO. 69: SEAT ASSLY- Z



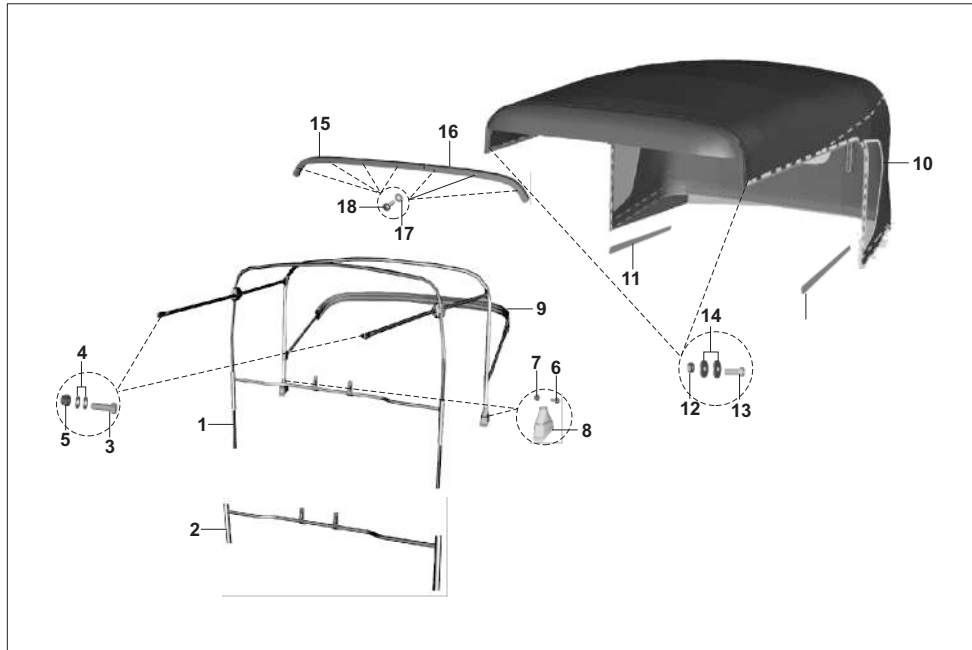
No.	Part No.	Description	RE		Z		XWIDE		C	Remarks
			AF	AM	AZ	RA	AT	AT1	AN	
1	AZ191004	Assembly frame driver seat	-	-	1	1	-	-	-	
2	RA191003	Assembly seat driver	-	-	1	1	-	-	-	
2	AZ191022	Seat assembly driver	-	-	1	1	-	-	-	
3	AZ191024	Backrest assembly driver	-	-	1	1	-	-	-	
4	24211026	Bolt combination	-	-	2	2	-	-	-	
5	KCGA0808	Nut hex flanged	-	-	2	2	-	-	-	
6	KCGA0606	Nut - seat frame	-	-	2	2	-	-	-	
7	KCGA0505	Nut hex flanged	-	-	8	8	-	-	-	
8	BH191032	Bracket seat base mtg	-	-	2	2	-	-	-	
9	BH191061	Assembly passenger seat	-	-	1	1	-	-	-	
10	BB231269	Strap assy passenger seat clamp	-	-	2	2	-	-	-	
11	KADA0816	Bolt flanged	-	-	4	4	-	-	-	
12	KCKC0811	Nut nyloc flange	-	-	2	2	-	-	-	
13	LAA00033	Bolt -M8	-	-	2	2	-	-	-	
14	BH191077	Bracket assembly hinge mounting	-	-	2	2	-	-	-	



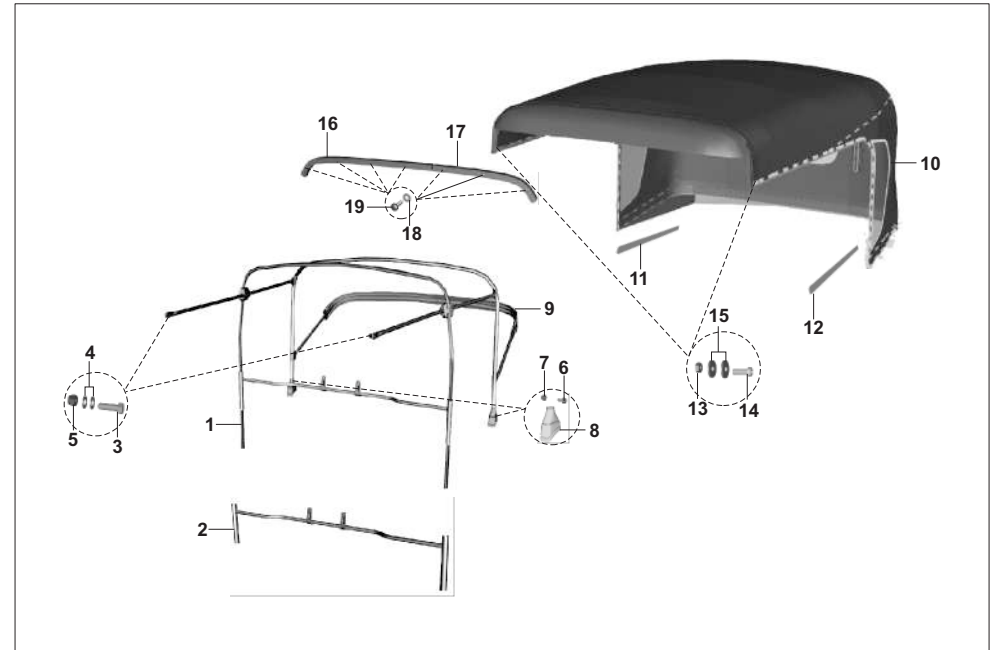
No.	Part No.	Description	RE		Z		XWIDE		C	Remarks
			AF	AM	AZ	RA	AT	AT1	AN	
1	AZ181207	Cover assembly seat driver	-	-	1	1	-	-	-	
1	RA181200	Cover Assembly Cylinder-SM	-	-	-	1	-	-	-	
2	AZ181209	Lid cover	-	-	1	1	-	-	-	
3	AZ181210	Bracket hinge cover	-	-	2	2	-	-	-	
4	AZ181211	Bracket hinge lid	-	-	2	2	-	-	-	
5	LAA00048	Bolt-M5	-	-	2	2	-	-	-	
6	KCAA0504	Nut hex thick	-	-	2	2	-	-	-	
7	KBUA0614	Screw truss	-	-	14	14	-	-	-	
8	05161256	Clip nut-M6	-	-	6	6	-	-	-	
9	AZ181215	Bracket stopper lid	-	-	1	1	-	-	-	
10	24230198	Pad rubber	-	-	2	2	-	-	-	
11	AZ181213	Bracket cover lower	-	-	1	1	-	-	-	
12	BF241152	Rivet plastic door edge beading	-	-	5	5	-	-	-	
13	AZ181217	Bracket cover lower LH	-	-	1	1	-	-	-	
14	AZ181214	Bracket cover LH	-	-	1	1	-	-	-	
15	KCGC0606	Nut hex flanged	-	-	2	2	-	-	-	
16	AZ181220	Bracket lock	-	-	1	1	-	-	-	
17	36RA0011	Kit lock lid cover with key	-	-	1	1	-	-	-	



No.	Part No.	Description	RE		Z		XWIDE		C	Remarks
			AF	AM	AZ	RA	AT	AT1	AN	
1	AT181204	Cover assembly cylinder	-	-	-	-	1	1	-	
2	AT181203	Cover cylinder	-	-	-	-	1	1	-	
2	AT181205	Lid cover	-	-	-	-	1	1	-	
3	AZ181210	Bracket hinge cover	-	-	-	-	2	2	-	
4	AT181207	Bracket hinge lid	-	-	-	-	2	2	-	
5	LAA00048	Bolt	-	-	-	-	2	2	-	
6	KCAC0504	Nut hex thick	-	-	-	-	2	2	-	
7	KBUA0614	Screw truss	-	-	-	-	14	14	-	
8	05161256	Clip nut-m6	-	-	-	-	6	6	-	
9	AT181211	Bracket stopper lid	-	-	-	-	1	1	-	
10	24230198	Pad rubber	-	-	-	-	2	2	-	
11	AT181210	Bracket cover lower RH	-	-	-	-	1	1	-	
12	AZ181218	Clip	-	-	-	-	4	4	-	
13	AT181209	bracket cover lower LH	-	-	-	-	1	1	-	
14	AT181208	Bracket cover LH	-	-	-	-	1	1	-	
15	AT181212	Bracket lock	-	-	-	-	1	1	-	
16	36RA0011	Kit lock lid cover with key	-	-	-	-	1	1	-	

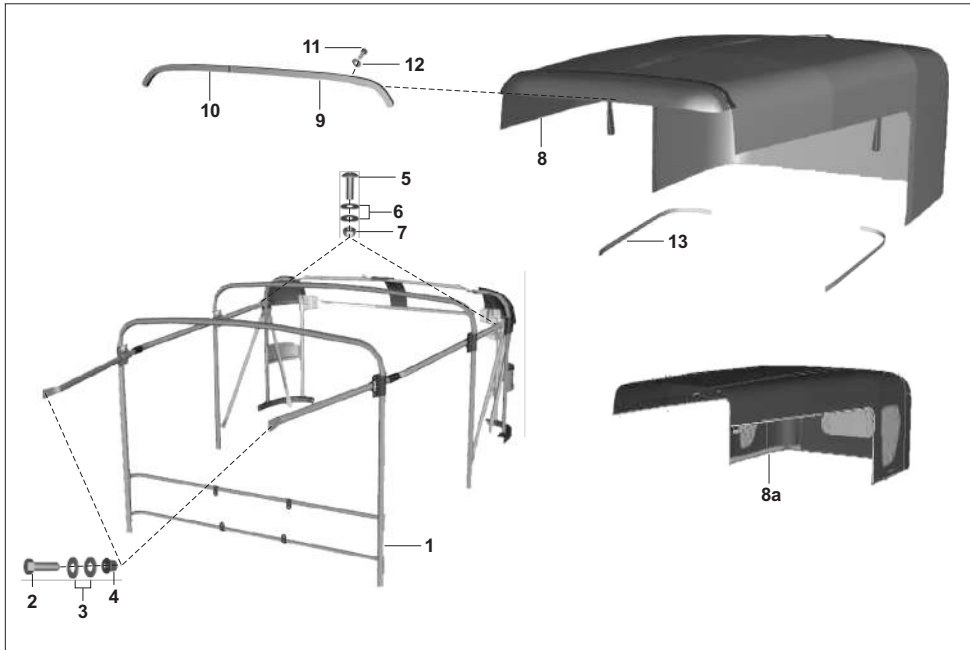


No.	Part No.	Description	RE		Z		XWIDE		C	Remarks
			AF	AM	AZ	RA	AT	AT1	AN	
1	AF231657	Frame assembly hood	1	1	-	-	-	-	-	
2	AF231720	Tube assembly support backrest	1	1	-	-	-	-	-	
3	KAAA0825	Bolt	2	2	-	-	-	-	-	
4	KDAA0816	Washer_plain_small	4	4	-	-	-	-	-	
5	KCHA0809	Nut nyloc	2	2	-	-	-	-	-	
6	KADD0825	Bolt flanged	2	2	-	-	-	-	-	
7	KCGD0808	Nut hex flanged	2	2	-	-	-	-	-	
8	AA231544	Boot	2	2	-	-	-	-	-	
9	24231750	Frame hood rear	1	1	-	-	-	-	-	
10	AF231779	Hood assembly black	1	1	-	-	-	-	-	
10	AF231780	Hood assembly green	1	1	-	-	-	-	-	
10	AF231781	Hood assembly mushroom	1	1	-	-	-	-	-	
10	AF231782	Hood assembly yellow	1	1	-	-	-	-	-	
10	AF231783	Hood assembly pink	1	1	-	-	-	-	-	
10	AF231784	Hood assembly salmon orange	1	1	-	-	-	-	-	
10	AF231981	Hood Assembly-SM	1	1	-	-	-	-	-	
11	24231837	Strip hood	1	1	-	-	-	-	-	
12	KCAA0403	Nut hex thick	2	2	-	-	-	-	-	
13	KBBA0412	Screw pan cross	2	2	-	-	-	-	-	
14	39045411	Plain washer	4	4	-	-	-	-	-	



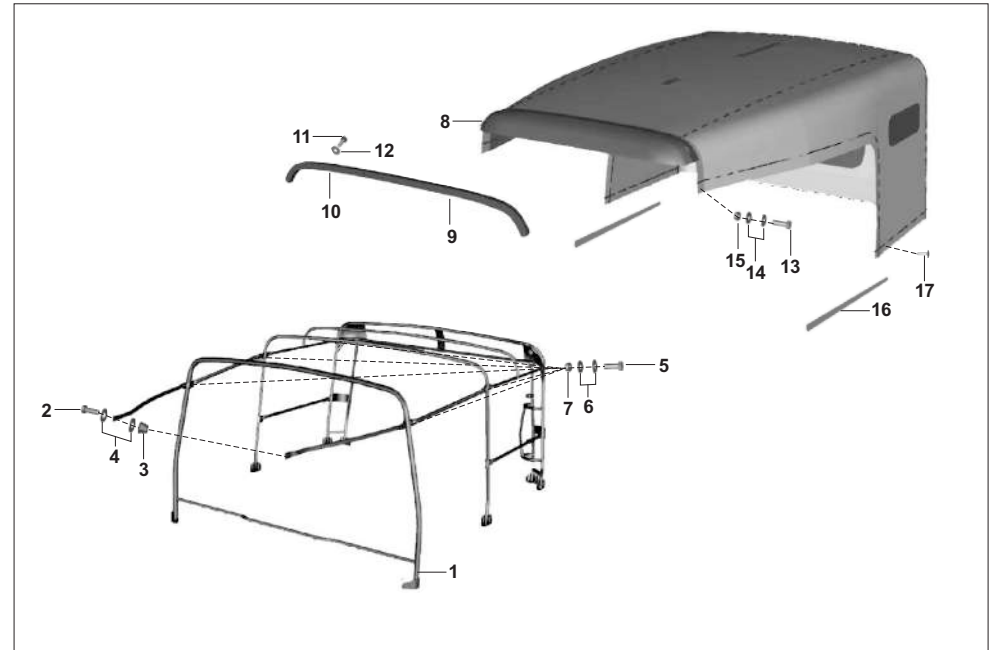
No.	Part No.	Description	RE		Z		XWIDE		C	Remarks
			AF	AM	AZ	RA	AT	AT1	AN	
15	24231772	Assembly stick hood I	1	1	-	-	-	-	-	
16	24231775	Assembly stick hood II	1	1	-	-	-	-	-	
17	39154011	Washer plain	7	7	-	-	-	-	-	
18	KBRA4819	Screw tapping pan cross	7	7	-	-	-	-	-	

PLATE NO. 75: HOOD FRAME ASSLY- Z

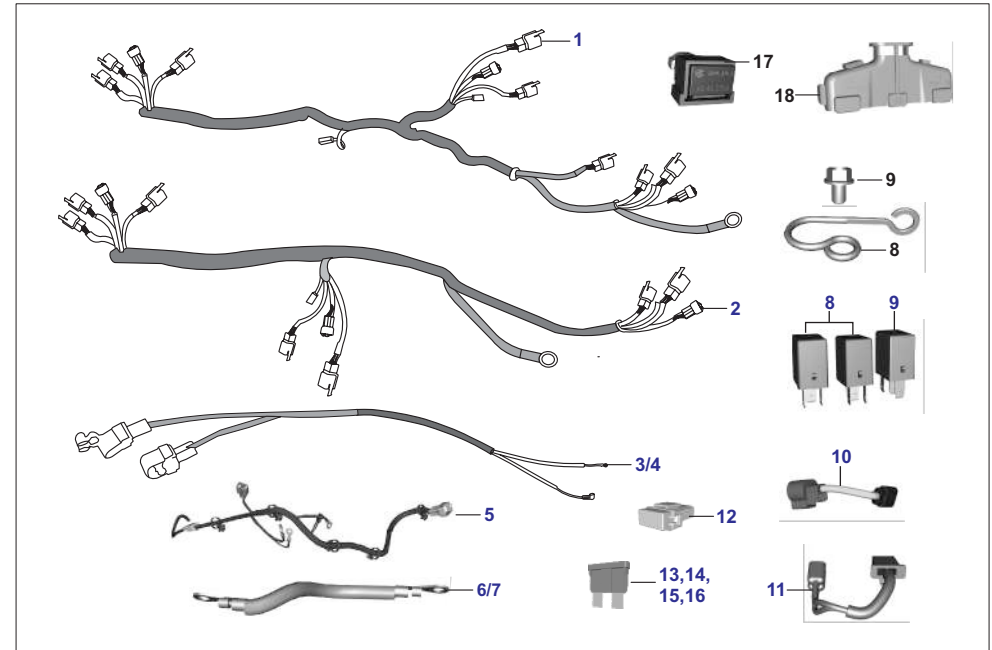
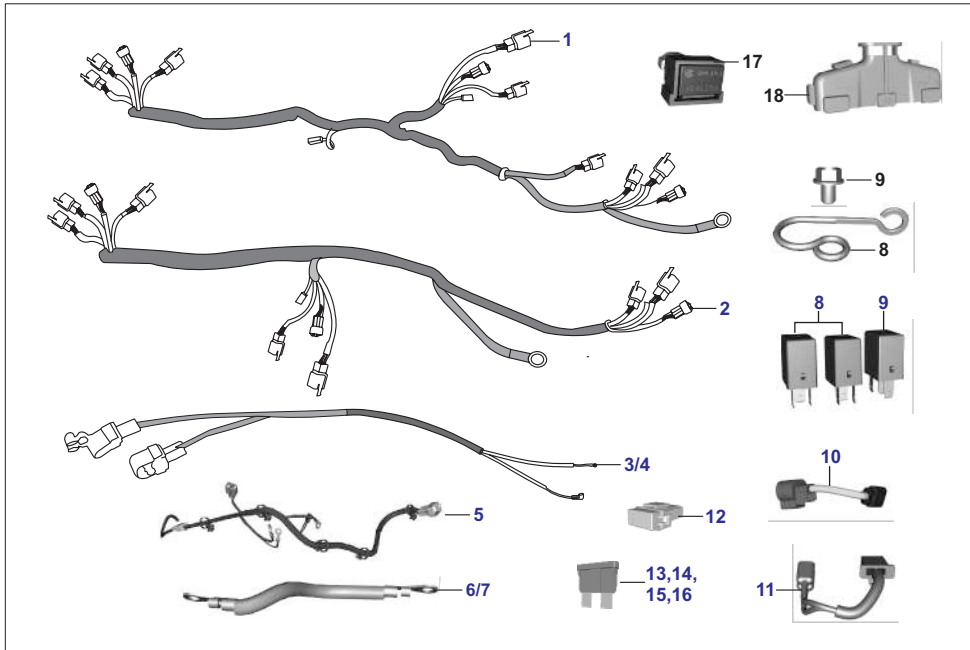


No.	Part No.	Description	RE		Z		XWIDE		C	Remarks
			AF	AM	AZ	RA	AT	AT1	AN	
1	52AZ0500	Assly hood frame Z BS-VI	-	-	1	1	-	-	-	AZ211093
2	KAAA0825	Bolt	-	-	2	2	-	-	-	
3	KDBB1022	Washer_plain	-	-	4	4	-	-	-	
4	KCKA0811	Nut nyloc flanged	-	-	2	2	-	-	-	
5	KBUA0620	Screw truss	-	-	10	10	-	-	-	
6	39130911	Plain washer	-	-	12	12	-	-	-	
7	39135315	Nut nyloc M6X1	-	-	22	22	-	-	-	
8	AZ186001	Hood complete black	-	-	1	1	-	-	-	
8a	AY213003	Hood Assembly ACO	-	-	1	1	-	-	-	
8	52BH0443	Hood complete blue	-	-	1	1	-	-	-	with transparant side window
8	AY186000	Hood assembly mushroom	-	-	1	1	-	-	-	
8	52BH0446	Hood assembly mushroom	-	-	1	1	-	-	-	with transparant side window
8	AZ213126	Hood assembly yellow	-	-	1	1	-	-	-	
8	52BH0445	Hood assembly yellow	-	-	1	1	-	-	-	with transparant side window
8	AY213000	Hood assly white	-	-	1	1	-	-	-	
8	52BH0444	Hood Assembly white	-	-	1	1	-	-	-	with transparant side window
9	24231772	Stick assembly - hood	-	-	1	1	-	-	-	
10	24231775	Stick assembly - hood	-	-	1	1	-	-	-	
11	KBRA4819	Screw tapping pan cross	-	-	7	7	-	-	-	
12	KDBF0512	Washer plain	-	-	7	7	-	-	-	
13	24231871	Strip hood fixing	-	-	2	2	-	-	-	

PLATE NO. 76: HOOD FRAME ASSLY- XWIDE

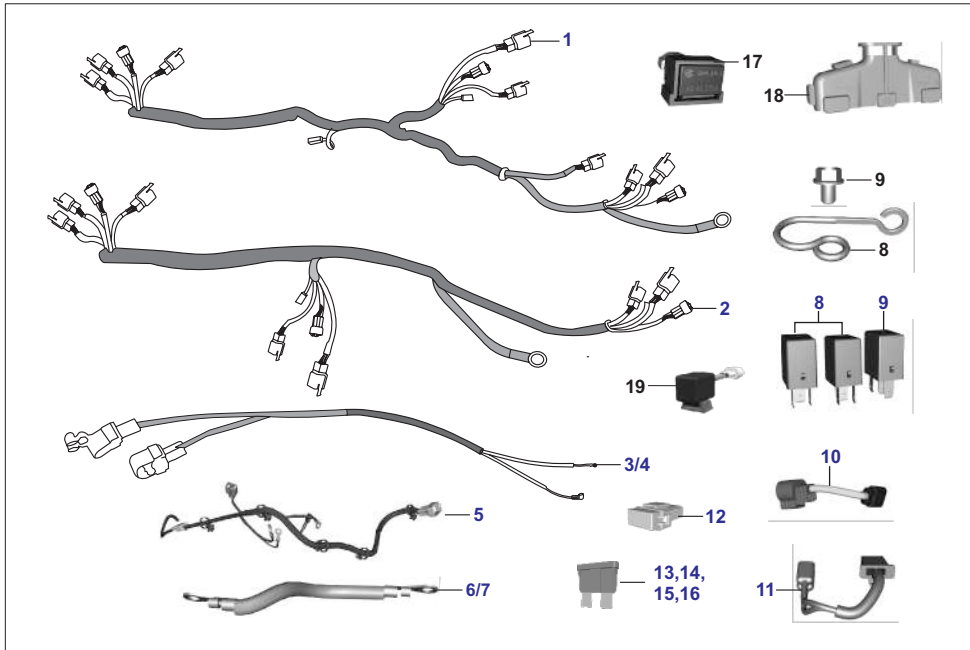


No.	Part No.	Description	RE		Z		XWIDE		C	Remarks
			AF	AM	AZ	RA	AT	AT1	AN	
1	AT211371	Frame assembly hood	-	-	-	-	1	1	-	
2	KAAA0825	Bolt	-	-	-	-	2	2	-	
3	KCKA0811	Nut nyloc flanged	-	-	-	-	2	2	-	
4	KDBB1022	Washer_plain	-	-	-	-	4	4	-	
5	KAAD0618	Bolt	-	-	-	-	14	14	-	
6	LDB00023	Plain washer	-	-	-	-	28	28	-	
7	39135315	Nut nyloc M6X1	-	-	-	-	14	14	-	
8	AT186001	Assembly hood	-	-	-	-	1	1	-	
8	AT213062	Hood assembly white	-	-	-	-	1	1	-	
8	AT213060	Hood assembly yellow	-	-	-	-	1	1	-	
8	AT213061	Hood assembly green	-	-	-	-	1	1	-	
9	24231772	Assembly stick hood I	-	-	-	-	1	1	-	
10	24231775	Assembly stick hood II	-	-	-	-	1	1	-	
11	KBRA4819	Screw tapping pan cross	-	-	-	-	7	7	-	
12	KDBF0512	Washer plain	-	-	-	-	7	7	-	
13	KBBA0412	Screw pan cross	-	-	-	-	2	2	-	
14	39045411	Plain washer	-	-	-	-	4	4	-	
15	KCAA0403	Nut hexagon m4x0.7	-	-	-	-	2	2	-	
16	AT186003	Strip hood	-	-	-	-	2	2	-	
17	24231630	Screw self drill	-	-	-	-	14	14	-	




No.	Part No.	Description	RE		Z		XWIDE		C		Remarks
			AF	AM	AZ	RA	AT	AT1	AN		
1	AF201295	Harness Wiring Front	1	-	-	-	-	-	-	-	
1	AF201352	Harness Wiring Front	1	-	-	-	-	-	-	-	Fr.24.05.22
1	AF201346	Harness Wiring Front-SM	1	-	-	-	-	-	-	-	
1	AM201222	Harness Wiring Front	-	1	-	-	-	-	-	-	
1	AM201242	Harness Wiring Front	-	1	-	-	-	-	-	-	Fr.24.05.22
1	AM201250	Harness Wiring Front-SM	-	1	-	-	-	-	-	-	
1	AZ402253	Harness Wiring Front	-	-	1	-	-	-	-	-	
1	AZ402263	Harness Wiring Front - ACO	-	-	1	-	-	-	-	-	
1	AZ402260	Harness Wiring Front-SM	-	-	1	-	-	-	-	-	
1	RA402246	Harness Wiring Front	-	-	-	1	-	-	-	-	
1	RA402252	Harness Wiring Front - ACO	-	-	-	1	-	-	-	-	
1	RA402255	Harness Wiring Front-SM	-	-	-	1	-	-	-	-	
1	AT402262	Harness Wiring Front	-	-	-	-	1	-	1	-	
1	AT402271	Harness Wiring Front-ACO	-	-	-	-	1	-	1	-	
1	AT402277	Harness Wiring Front-SM	-	-	-	-	1	-	1	-	
1	AT402260	Harness Wiring Front	-	-	-	-	-	1	-	-	
1	AT402274	Harness Wiring Front-ACO	-	-	-	-	-	1	-	-	
1	AT402281	Harness Wiring Front-SM	-	-	-	-	-	1	-	-	
2	AF201296	Harness Wiring Rear	1	-	-	-	-	-	-	-	
2	AF201353	Harness Wiring RearACO - pigtail	1	-	-	-	-	-	-	-	Fr. 02.12.21
2	AF201411	Harness Wiring Rear	1	-	-	-	-	-	-	-	Fr. 07.01.22

No.	Part No.	Description	RE		Z		XWIDE		C		Remarks
			AF	AM	AZ	RA	AT	AT1	AN		
2	AF201347	Harness Wiring Rear-SM	1	-	-	-	-	-	-	-	
2	AM201223	Harness Wiring Rear	-	1	-	-	-	-	-	-	
2	AM201243	Harness Wiring Rear ACO-pigtail	-	1	-	-	-	-	-	-	Fr. 02.12.21
2	AM201282	Harness Wiring Rear	-	1	-	-	-	-	-	-	Fr. 07.01.22
2	AM201251	Harness Wiring Rear-SM	-	1	-	-	-	-	-	-	
2	AZ402254	Harness Wiring Rear	-	-	1	-	-	-	-	-	
2	AZ402264	Harness Wiring Rear - ACO	-	-	1	-	-	-	-	-	
2	AZ402261	Harness Wiring Rear-SM	-	-	1	-	-	-	-	-	
2	RA402247	Harness Wiring Rear	-	-	-	1	-	-	-	-	
2	RA402253	Harness Wiring Rear- ACO	-	-	-	1	-	-	-	-	
2	RA402256	Harness Wiring Rear-SM	-	-	-	1	-	-	-	-	
2	AT402263	Harness Wiring Rear	-	-	-	-	1	-	-	-	
2	AT402273	Harness Wiring Rear-ACO	-	-	-	-	1	-	-	-	
2	AT402294	Harness Wiring Rear	-	-	-	-	1	-	-	-	Fr.05.02.2022
2	AT402278	Harness Wiring Rear-SM	-	-	-	-	1	-	-	-	
2	AT402259	Harness Wiring Rear	-	-	-	-	-	1	-	-	
2	AT402275	Harness Wiring Rear-ACO	-	-	-	-	-	1	-	-	
2	AT402293	Harness Wiring Rear	-	-	-	-	-	1	-	-	Fr.05.02.2022
2	AT402282	Harness Wiring Rear-SM	-	-	-	-	-	-	1	-	
2	AN201172	Harness Wiring Rear	-	-	-	-	-	-	-	1	
2	AN201194	Harness Wiring Rear ACO	-	-	-	-	-	-	-	1	

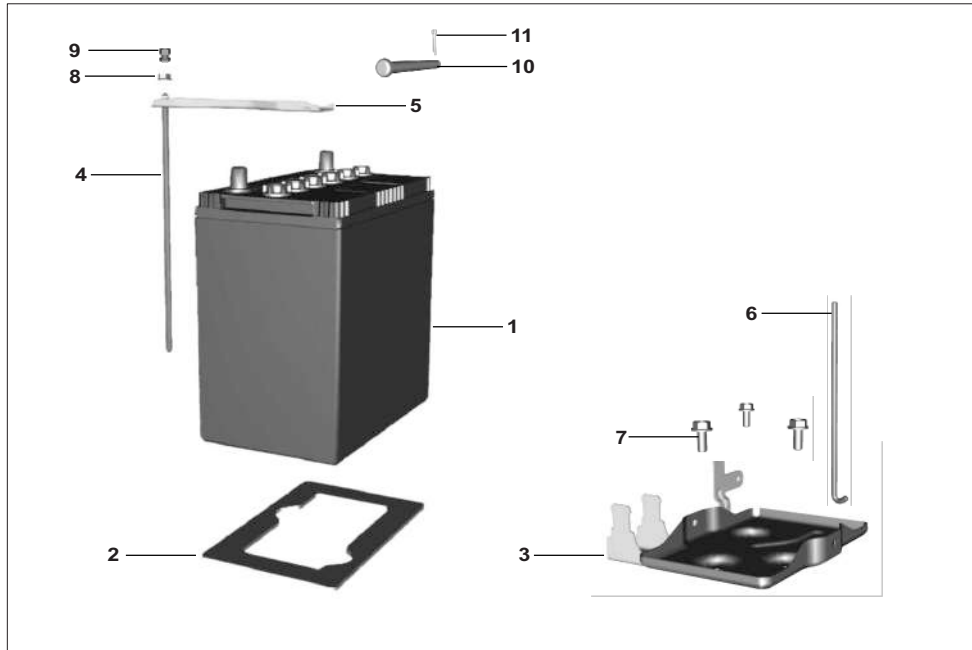


No.	Part No.	Description	RE		Z		XWIDE		C		Remarks
			AF	AM	AZ	RA	AT	AT1	AN		
2	AN201198	Harness Wiring Rear-SM	-	-	-	-	-	-	-	1	
3	AF201273	Cable Battery Positive	1	1	-	-	-	-	-	-	
3	AF201329	Cable Battery Positive-SM	1	1	-	-	-	-	-	-	
3	AZ402243	Cable Battery Positive	-	-	1	1	-	-	-	-	
3	AZ402262	Cable Battery Positive-SM	-	-	1	1	-	-	-	-	
3	AT402236	Cable Battery	-	-	-	-	1	1	-	-	
3	AT402279	Cable Battery Positive-SM	-	-	-	-	1	1	-	-	
3	AN201157	Cable Battery	-	-	-	-	-	-	-	1	
3	AN201199	Cable Battery Positive-SM	-	-	-	-	-	-	-	1	
4	AA201391	Cable Battery Negative	1	1	-	-	-	-	-	-	
5	AF201286	Harness Wiring Body- BI FUEL	1	1	-	-	-	-	-	-	
5	AZ402218	Harness Wiring Earth Ug	-	-	1	1	-	-	-	-	
6	AA201380	Cable Earth - Engine To Chassis	1	1	1	1	-	-	-	-	
6	24201616	Cable Earth-engine To Chassis	-	-	-	-	1	1	1	-	
7	AM201185	Cable Earth Engine-chassis	-	-	1	1	-	-	-	-	
8	JL403000	Interlock Relay	2	2	2	2	2	2	2	2	
9	JL403001	Relay Aux1diode	1	1	1	1	1	1	1	1	
10	AF201267	Cable Sensor Temperature	1	1	1	1	1	1	1	1	
11	AA201331	Harness Revrese Switch	-	-	1	1	1	1	1	1	
12	CX201014	Fuse Box	1	1	1	1	1	1	1	1	
13	BF402269	Fuse 40A ATO BLADE TYPE-SM	2	2	2	2	2	2	2	2	



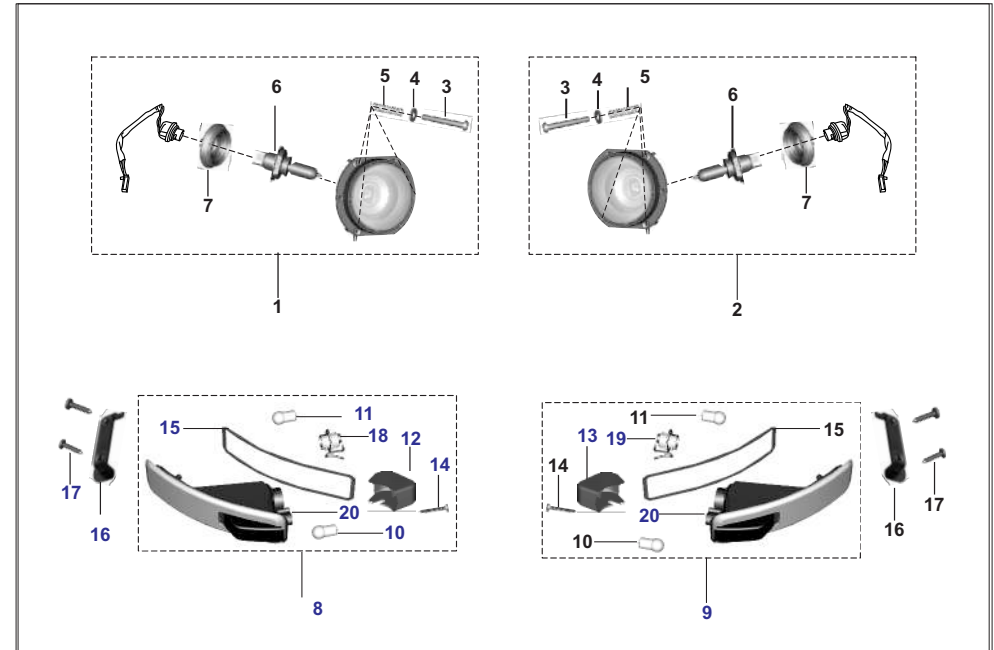
No.	Part No.	Description	RE		Z		XWIDE		C		Remarks
			AF	AM	AZ	RA	AT	AT1	AN		
14	BF402310	Fuse 5A ATO-SM	2	2	2	2	2	2	2	2	
15	AK201012	Fuse 10A	1	1	1	1	1	1	1	1	
16	AF201354	Fuse 150A-SM	1	1	1	1	1	1	1	1	
17	JG402005	Unit Can Termination- BI FUEL	1	1	1	1	1	1	1	1	
18	JY402251	Cap Harness Ecu- BI FUEL	1	1	1	1	1	1	1	1	
19	AF201332	Unit Resistor	1	1	1	1	1	1	1	1	

PLATE NO. 78: BATTERY



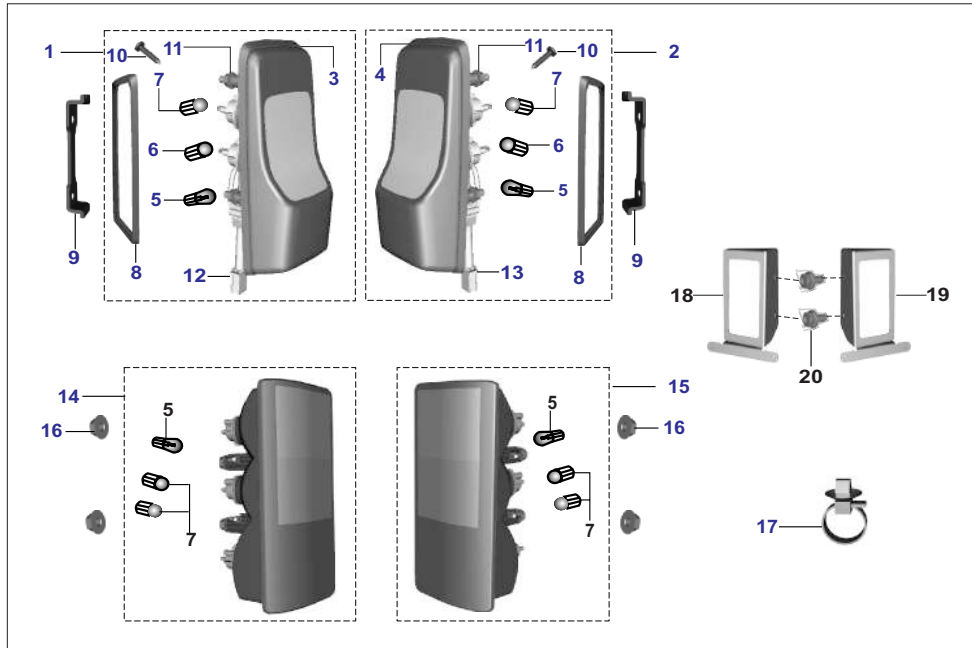
No.	Part No.	Description	RE		Z		XWIDE		C		Remarks
			AF	AM	AZ	RA	AT	AT1	AN	AN	
1	BA201001	Battery	1	1	1	1	1	1	1	1	
2	24201564	Packing rubber - battery 32 AH	1	1	1	1	1	1	-	-	
3	AZ111154	Tray asy-battry_starter relay	1	1	-	-	-	-	-	-	
3	AF161572	Tray Assembly Battery-SM	1	1	-	-	-	-	-	-	
4	AN161074	Clamp assembly battery	1	1	-	-	-	-	-	1	
4	AZ111109	Rod battery	-	-	1	1	-	-	-	-	
4	AT111219	Rod assembly battery	-	-	-	-	1	1	-	-	
5	AZ111112	Bracket clamp battery	-	-	1	1	-	-	-	1	
5	AT111105	Clamp battery mtg	-	-	-	-	1	1	-	-	
6	AN161075	Rod tie battery	1	1	-	-	-	-	-	-	
7	KADA0614	Bolt flanged	3	3	3	3	3	3	3	3	
8	DG191064	Nut flanged	1	1	-	-	-	-	-	-	
8	LCA00011	Nut hex thik-M6	-	-	1	1	-	-	-	-	
9	BB161296	Nut-M6	-	-	-	-	1	1	-	-	
10	BF247003	Pin	-	-	1	1	-	-	-	-	
11	KHAE2012	Pin Cotter	-	-	1	1	-	-	-	-	

PLATE NO. 79: HEAD LIGHT ASSLY & BLINKERS



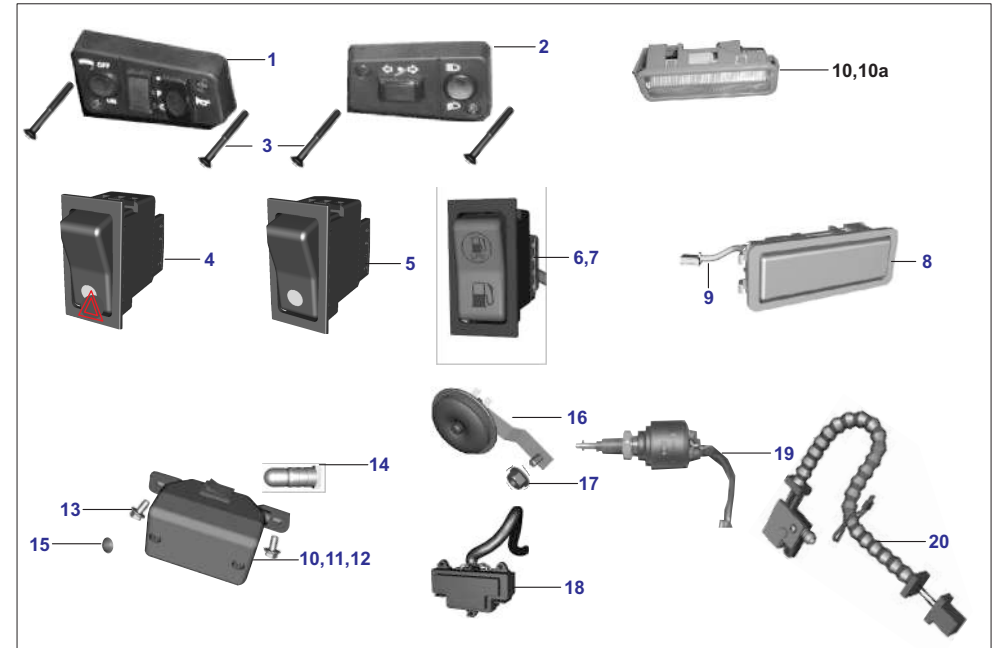
No.	Part No.	Description	RE		Z		XWIDE		C		Remarks
			AF	AM	AZ	RA	AT	AT1	AN	AN	
1	AL201119	Lamp head LH	1	1	1	1	-	-	-	-	
1	BB201078	Light assy head lh with lamp	-	-	-	-	1	1	1	1	
2	AL201120	Lamp head RH	1	1	1	1	-	-	-	-	
2	BB201079	Light assy head rh with lamp	-	-	-	-	1	1	1	1	
3	AA201264	Screw pan cross	6	6	6	6	6	6	6	6	
4	39025811	Plain washer	6	6	6	6	6	6	6	6	
5	BB201070	Spring head lamp mounting	6	6	6	6	6	6	6	6	
6	CL201023	Lamp 12v 35x35w hs1 for usa	1	1	1	1	1	1	1	1	
7	AA201262	Rubber cap headlamp	1	1	1	1	1	1	1	1	
8	24201487	Ind assly. Front LH/ Lamp	1	1	1	1	1	1	1	1	
9	24201488	Ind assly. Front RH/ Lamp	1	1	1	1	1	1	1	1	
10	JD401032	Bulb 12v 5w e-marked	-	-	2	2	-	-	-	-	
11	18201044	Lamp :- 12V - 10W - R 10W	2	2	2	2	2	2	2	2	
12	24201485	Cover Side Indicator Front Lh	1	1	1	1	1	1	1	1	
13	24201486	Cover Side Indicator Front Rh	1	1	1	1	1	1	1	1	
14	KBRC3519	Screw Tapping Pan Slotted	2	2	2	2	2	2	2	2	
15	24201484	Gasket Front Side Indicator	2	2	2	2	2	2	2	2	
16	24201523	Holder front indicator assy fl	2	2	2	2	2	2	2	2	
17	KBRC3516	Screw tapping pan cross	4	4	4	4	4	4	4	4	
18	24201502	Cable Fr Indi With Holder Lh	1	1	1	1	1	1	1	1	
19	24201503	Cable Fr Indi With Holder Rh	1	1	1	1	1	1	1	1	
20	24201504	Assembly lens & rfltr fr ind fl	2	2	2	2	2	2	2	2	

PLATE NO. 80: TAIL LAMP

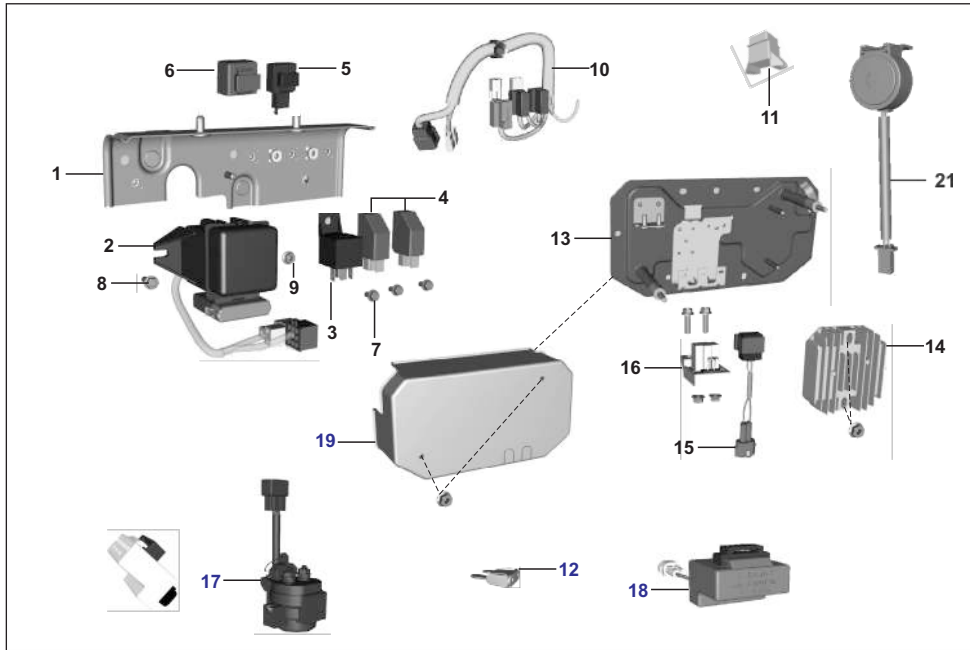


No.	Part No.	Description	RE		Z		XWIDE		C		Remarks
			AF	AM	AZ	RA	AT	AT1	AN		
1	BB201104	Lamp assembly tail-LH	1	1	-	-	1	1	1		
2	BB201105	Lamp assembly tail-RH	1	1	-	-	1	1	1		
3	24201477	Lens tail light lh refl	2	2	-	-	2	2	2		
4	24201499	Lens tail light rh refl	1	1	-	-	1	1	1		
5	20201029	Lamp 12V 21/5W	4	4	4	4	4	4	4		
6	GH201012	Lamp 12V-10W	2	2	2	2	2	2	2		
7	18201044	Lamp:- 12V - 10W - R 10W	4	4	4	4	4	4	4		
8	24201476	Gasket tail light assembly refl	2	2	-	-	2	2	2		
9	AA201090	Bracket mounting tail light	4	4	-	-	4	4	4		
10	KBRA4219	Screw tapping pan cross	8	8	-	-	8	8	8		
11	KCGD0606	Nut hex flanged	8	8	-	-	8	8	8		
12	BB201109	Cable taillamp with holder LH	2	2	-	-	2	2	2		
13	BB201110	Cable taillamp with holder RH	2	2	-	-	2	2	2		
14	AZ401001	Assembly taillamp LH	-	-	1	1	-	-	-		
15	AZ401002	Assembly taillamp RH	-	-	1	1	-	-	-		
16	39238315	Hex nut flange-M8	-	-	4	4	-	-	-		
17	60111420	Cable tie lock	2	2	2	2	2	2	2		
18	AT111137	Bracket lamp tail LH	-	-	-	-	1	1	1		
19	AT111138	Bracket assembly lamp tail RH	-	-	-	-	1	1	1		
20	KADA0814	Bolt flanged	-	-	-	-	4	4	4		

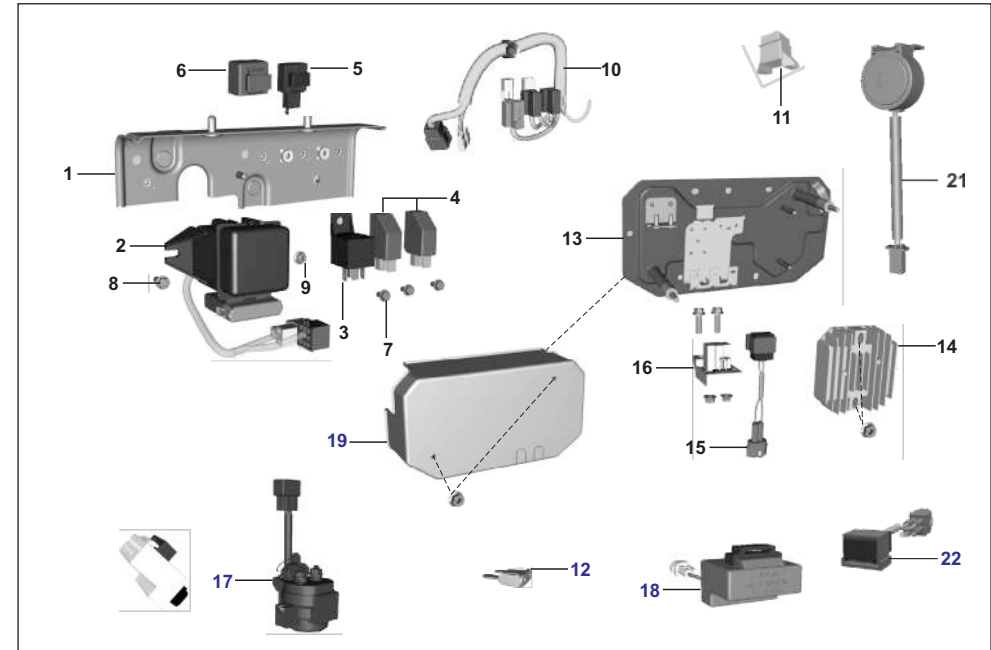
PLATE NO. 81: SWITCHES



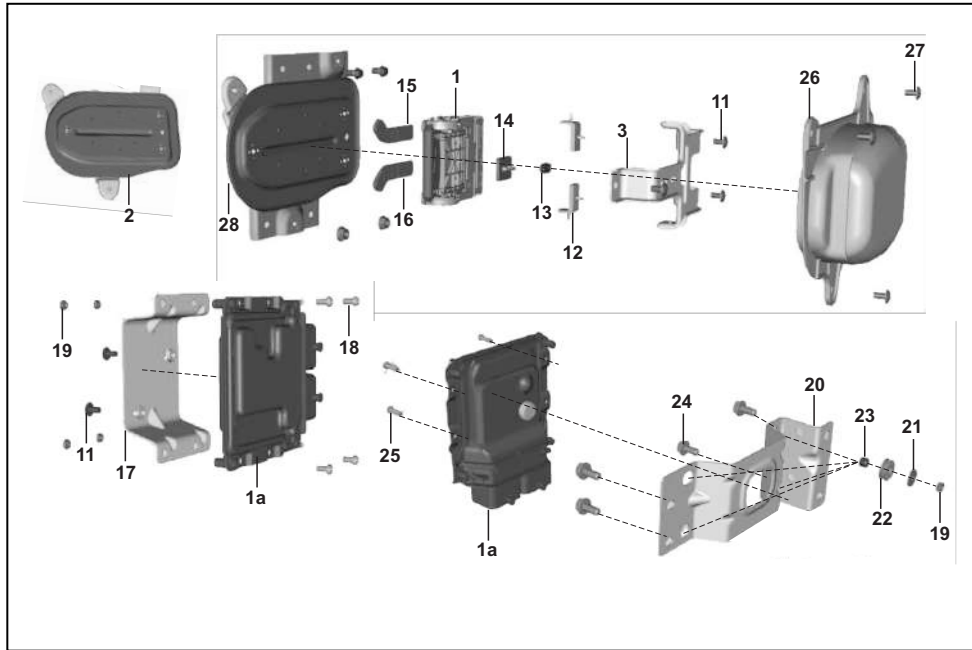
No.	Part No.	Description	RE		Z		XWIDE		C		Remarks
			AF	AM	AZ	RA	AT	AT1	AN		
1	AL201060	Control switch LH	1	1	1	1	1	1	1		
2	AM201116	Control switch RH	1	1	1	1	1	1	1		
3	AL201062	Screw switch	4	4	4	4	4	4	4		Alt-KBBA0425
4	AB201077	Hazard switch	1	1	1	1	1	1	1		
5	AL201031	Switch 2 position	1	1	1	1	1	1	1		
6	AF201298	Switch selector fuel	1	-	1	-	1	-	1		
7	AM201225	Switch selector fuel	-	1	-	1	-	1	-		
8	24201415	Cabin light assly with lamp	1	1	-	-	-	-	-		
9	24201416	Cablet assly cabin light	1	1	-	-	-	-	-		
10	AA201305	Lamp engine cabin re compact	1	1	-	-	-	-	-		
11	AL201039	Lamp (light) Assembly - Cabin	-	-	1	1	1	1	1		
12	AP201058	Cabin light assembly	-	-	1	1	1	1	1		
13	KADA0510	Bolt flanged	2	2	2	2	2	2	2		
14	24201515	Bulb 12v,10w	1	1	1	1	1	1	1		
15	BH111092	Grommet wiring harness FL	2	2	2	2	2	2	2		
16	AA201239	Horn DC 12v with transil diode	1	1	1	1	1	1	1		
17	39229515	Nut flanged	1	1	1	1	1	1	1		
18	24201442	Indicator assly_CNG	-	-	-	-	1	-	1		
18	24201443	Indicator assly_LPG	-	-	-	-	1	-	1		
19	DJ201109	Switch brake	1	1	1	1	1	1	1		
19	AF201094	Brake switch	1	1	1	1	1	1	1		
20	24201420	Cable assembly(reverse switch)	1	1	-	-	-	-	-		



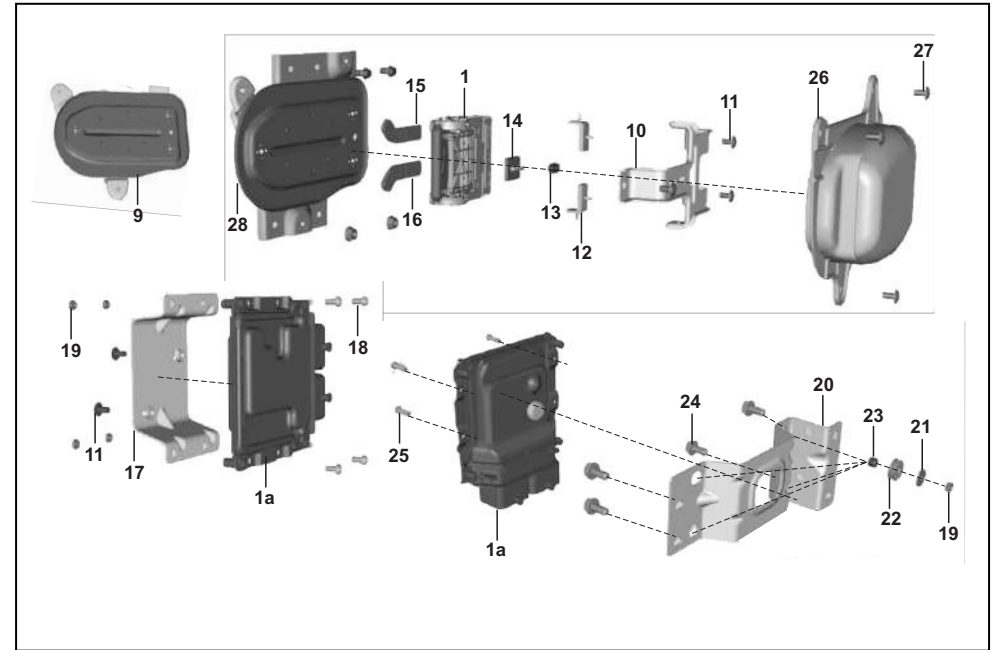
No.	Part No.	Description	RE		Z		XWIDE		C		Remarks
			AF	AM	AZ	RA	AT	AT1	AN		
1	AP201037	Plate assly electrical front	1	1	1	1	-	-	-	-	
1	AF161591	Plate assly electrical front-SM&ACO	1	1	1	1	-	-	-	-	
1	AT111042	Bracket assembly-electric unit	-	-	-	-	1	1	1	1	
1	AT111308	Plate Assembly Electrical-SM	-	-	-	-	1	1	1	1	
2	AZ402258	Box assembly fuse	1	1	1	1	1	1	1	1	
3	AF201001	Relay	1	-	1	-	1	-	1	-	
4	AL201012	Relay head light	2	2	2	2	2	2	2	2	
5	AB201076	Flasher hazard-DC	1	1	1	1	1	1	1	1	
6	AL201137	Unit control fluid level sensor	-	-	-	-	1	1	1	1	
7	KADA0510	Bolt flanged	3	3	3	3	3	3	3	3	
8	KADA0516	Bolt flanged	1	1	1	1	-	-	-	-	
9	KCGA0505	Nut hex flanged	1	1	1	1	1	1	1	1	
10	AF201208	Cable plate electrical	1	-	1	-	-	-	-	-	
10	AF201351	Cable plate electrical-SM	1	-	1	-	-	-	-	-	
10	AM201141	Cable plate electrical front	-	1	-	1	-	-	-	-	
10	AM201241	Cable plate electrical front ACO	-	1	-	1	-	-	-	-	
10	AM201241	Cable plate electrical front-SM	-	1	-	1	-	-	-	-	
10	AF201257	Cable plate electrical front	-	-	-	-	1	-	1	-	
10	AT403213	Cable plate electrical front-SM	-	-	-	-	1	-	1	-	
10	AA201484	Cable plate electrical front	-	-	-	-	-	1	-	1	
10	AT403214	Cable plate electrical front	-	-	-	-	-	1	-	1	



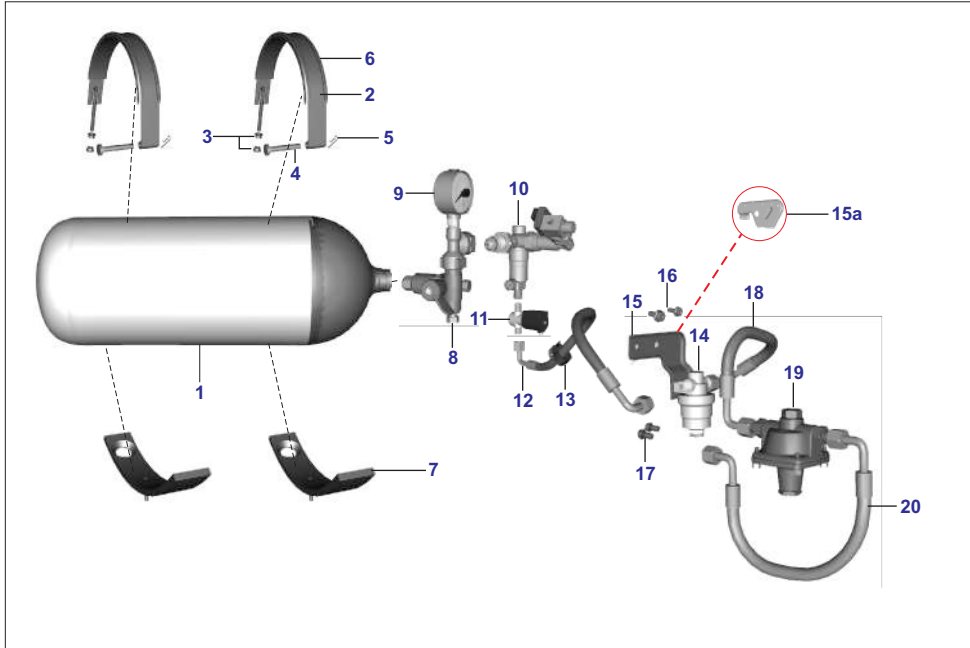
No.	Part No.	Description	RE		Z		XWIDE		C		Remarks
			AF	AM	AZ	RA	AT	AT1	AN		
11	AK201012	Fuse blade type 10 Amp	7	7	7	7	7	7	7	7	
12	60111530	Fuse 30A MINI-relay starter	1	1	1	1	1	1	1	1	
13	AF161305	Plate assembly electrical rear	1	-	-	-	-	-	-	-	
13	AF161588	Plate assembly electrical rear-SM	1	1	-	-	-	-	-	-	
13	AT111254	Plate assembly electrical rear	-	-	-	-	1	1	1	1	
14	AT402007	Regulator	1	1	1	1	1	1	1	1	
15	AM201236	Unit transil	1	1	1	1	1	1	1	1	fr.06.02.2020
15	AA201382	Unit transil -SM	1	1	1	1	1	1	1	1	
16	JY403604	Sensor roll over	1	1	1	1	1	1	1	1	
17	AF201262	Relay starter	1	1	1	1	1	1	1	1	
17	AF201356	Relay -SM	1	1	1	1	1	1	1	1	
18	AF201326	Unit injector driver	1	-	1	-	1	-	1	-	
18	AM201237	Unit injector driver	-	1	-	1	-	1	-	-	
19	AF161144	Cover plate electrical rear	1	1	-	-	-	-	-	-	
19	AA161283	Cover rear electrical plate	-	-	-	-	1	1	1	1	
20	AA161081	Packing cover	-	-	-	-	1	1	1	1	NI
21	AF201349	Beeper SM&ACO	1	1	1	1	1	1	1	1	
22	AA201538	Unit Transil	1	1	1	1	1	1	1	1	



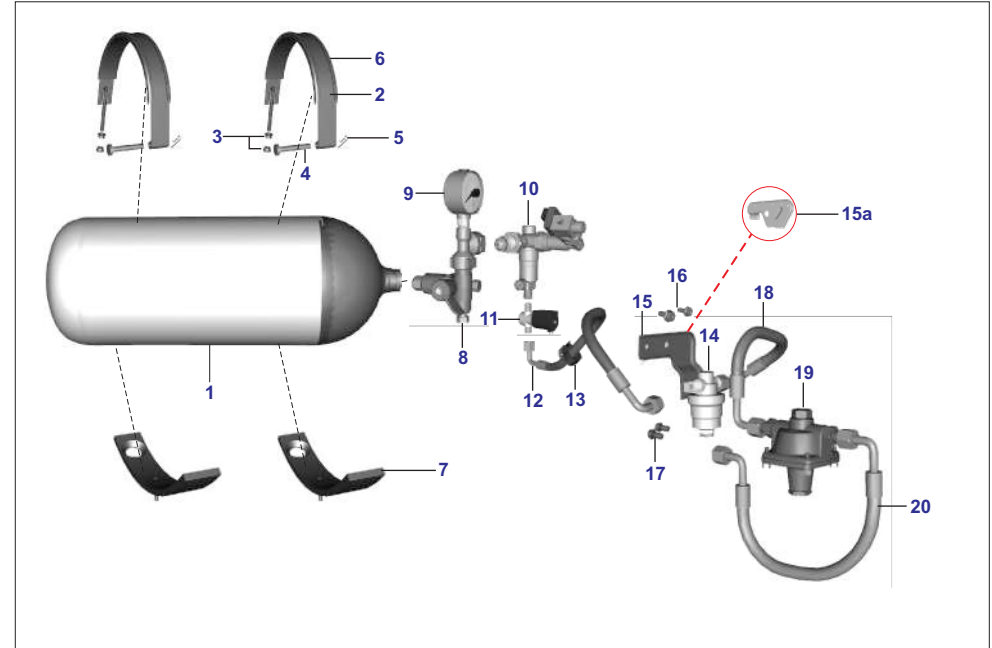
No.	Part No.	Description	RE		Z		XWIDE		C		Remarks
			AF	AM	AZ	RA	AT	AT1	AN		
1	JP351439	ECU	1	1	1	1	1	1	1	1	
2	AA161375	Bracket ecu lower	1	1	1	1	-	-	-	-	
3	BF211941	Bracket ecu upper	1	1	1	1	1	1	1	1	
4	KBUC0510	Screw-truss-kbu	2	2	2	2	2	2	2	2	
5	BF351262	Pad ECU	2	2	2	2	2	2	2	2	
6	JY113877	Damper ecu locator	1	1	1	1	1	1	1	1	
7	JY113874	Damper ecu c sample mtg top	1	1	1	1	1	1	1	1	
8	JY113873	Pad resting ecu c sample RH	1	1	1	1	1	1	1	1	
9	JY113872	Pad resting ecu c sample LH	1	1	1	1	1	1	1	1	
10	AF161131	Bracket ecu upper	1	1	1	1	-	-	-	-	
11	KBBA0408	Screw pan cross	4	4	4	4	-	-	-	-	
12	KCAA0403	Nut hex thick	4	4	4	4	4	4	4	4	
13	AH111058	Bracket vcu mounting top	-	-	-	-	1	1	1	1	
14	39045411	Plain washer	-	-	-	-	4	4	4	4	
15	AH403217	Grommet	-	-	-	-	4	4	4	4	
16	AA201320	Spacer for switch	-	-	-	-	4	4	4	4	
17	KADA0614	Bolt flanged	-	-	-	-	4	4	4	4	



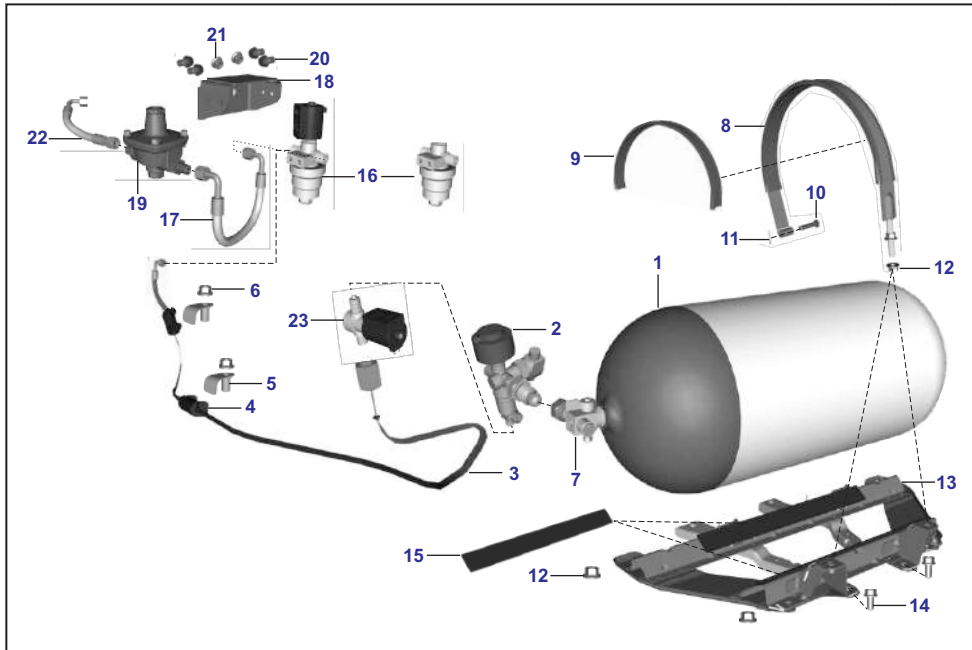
No.	Part No.	Description	RE		Z		XWIDE		C		Remarks
			AF	AM	AZ	RA	AT	AT1	AN		
18	KBBA0414	Screw pan cross	-	-	-	-	4	4	4	4	
19	AA161363	Cover ECU BF	1	1	1	1	-	-	-	-	
20	KBUA0510	Screw truss BF	3	3	3	3	-	-	-	-	
21	AN161356	Bracket assembly ECU	-	-	-	-	1	1	1	1	



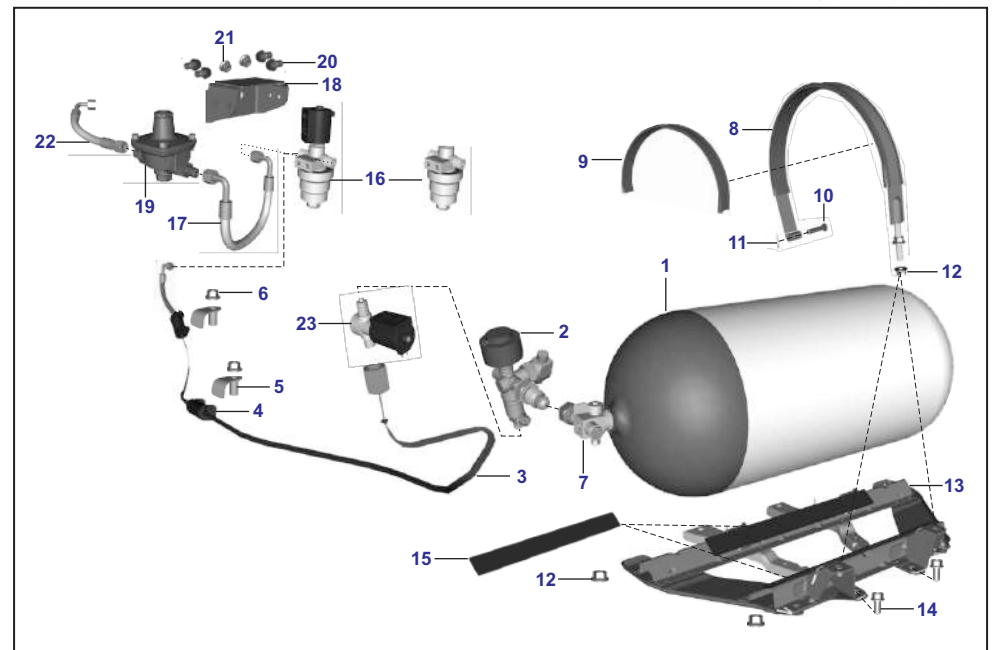
No.	Part No.	Description	RE		Z		XWIDE		C		Remarks
			AF	AM	AZ	RA	AT	AT1	AN		
1	AF141118	Cylinder assly CNG with valve	1	-	-	-	-	-	-	-	
1	AF141123	Cylinder assly CNG with valve-SM	1	-	-	-	-	-	-	-	
2	AF161098	Assly strap	2	-	-	-	-	-	-	-	
3	KCGD1010	Hexagon nut	4	-	-	-	-	-	-	-	
4	AF161059	Pin for cylinder clamping strip	2	-	-	-	-	-	-	-	
5	24141091	Clip spring	2	-	-	-	-	-	-	-	
6	AF161097	Beading for strap	1	-	-	-	-	-	-	-	
7	AF161100	Packing lower for gas cylinder	2	-	-	-	-	-	-	-	
8	AF141120	Valve assembly	1	-	-	-	-	-	-	-	
8	AF141122	Valve assembly-SM	1	-	-	-	-	-	-	-	NS
9	24201333	Gauge pressure cng level vanaz	1	-	-	-	-	-	-	-	
10	AF141112	Regulator high pressure	1	-	-	-	-	-	-	-	
10	AF141119	Regulator high pressure-SM	1	-	-	-	-	-	-	-	
11	AF141099	Solenoid	1	-	-	-	-	-	-	-	
12	AF141108	Hose solenoid-filter	1	-	-	-	-	-	-	-	
13	BF172126	Clamp hose CNG	1	-	-	-	-	-	-	-	
14	AF141100	Filter	1	-	-	-	-	-	-	-	
15	AM141089	Bracket solenoid	1	-	-	-	-	-	-	-	
15a	AF141159	Bracket Assembly-SM	1	-	-	-	-	-	-	-	
16	KADD0616	Bolt flanged	2	-	-	-	-	-	-	-	
16	KADD0816	Bolt Flanged-SM	2	-	-	-	-	-	-	-	



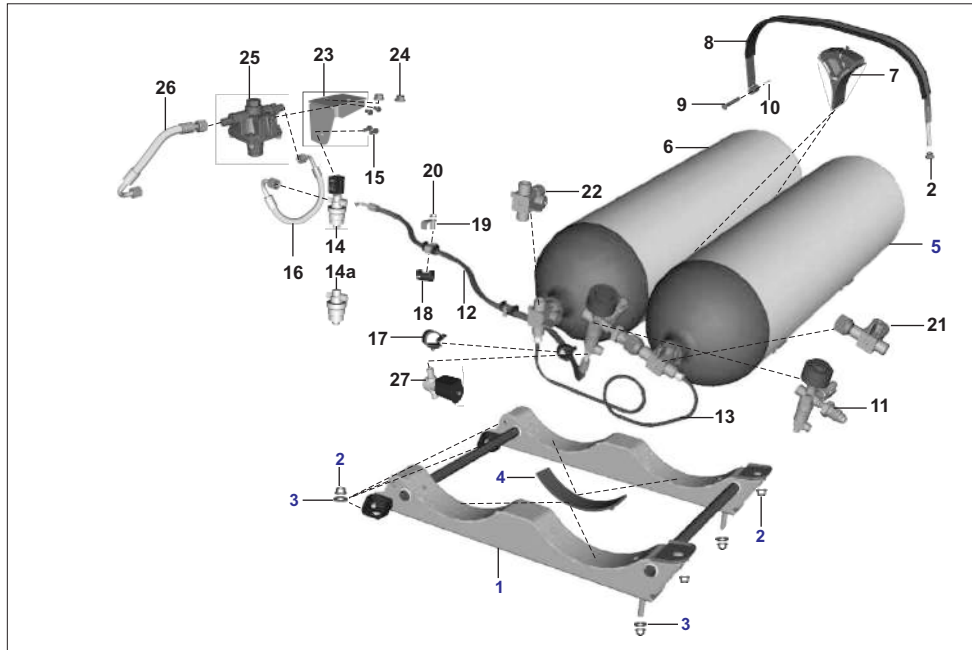
No.	Part No.	Description	RE		Z		XWIDE		C		Remarks
			AF	AM	AZ	RA	AT	AT1	AN		
17	KAED0610	Bolt-flanged-small	2	-	-	-	-	-	-	-	
18	AF141113	Hose solenoid-regulator	1	-	-	-	-	-	-	-	
18	AF141150	Hose Filter-LPR-SM	1	-	-	-	-	-	-	-	
19	AF141111	Regulator low pressure CNG	1	-	-	-	-	-	-	-	
20	AF141101	Hose solenoid-rail	1	-	-	-	-	-	-	-	
20	AF141151	HOSE LPR-RAIL-SM	1	-	-	-	-	-	-	-	
21	36AF0057	Diaphragm Assly Kit	1	-	-	-	-	-	-	-	Kit
22	36AF0030	Solenoid Filter CNG	1	-	-	-	-	-	-	-	
23	AF121012	Washer For Hose	4	-	-	-	-	-	-	-	



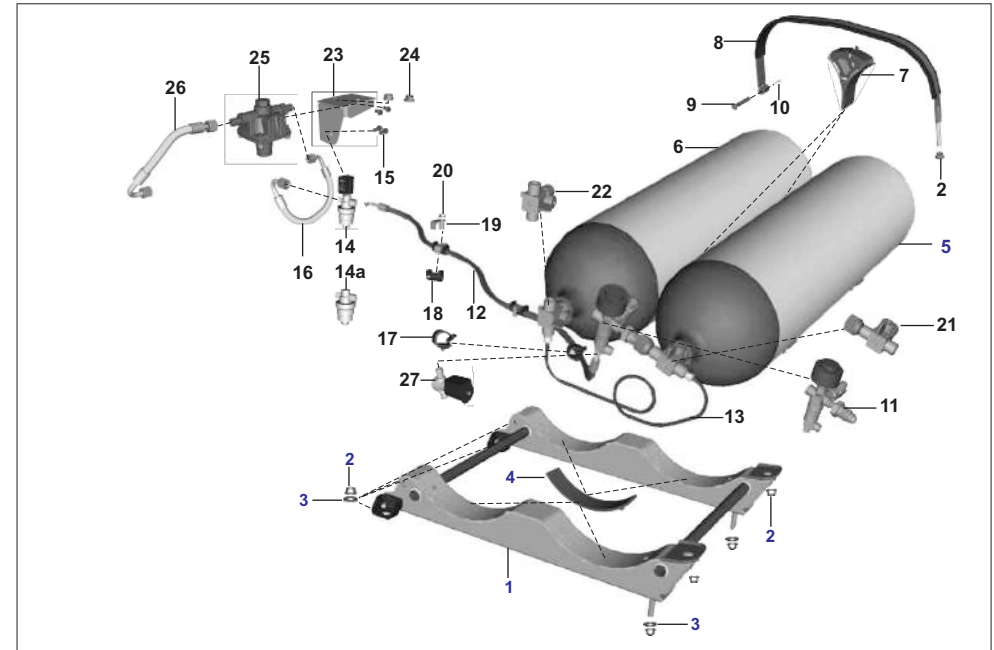
No.	Part No.	Description	RE				Z			XWIDE			C	Remarks
			AF	AM	AZ	RA	AT	AT1	AN	AT	AT1	AN		
1	AN141041	Cylinder CNG WC40I	-	-	1	-	-	-	-	-	-	-	-	
2	AT172117	Regulator assly.	-	-	1	-	-	-	-	-	-	-	-	
3	AZ172096	Hose solenoid-filter BF	-	-	1	-	-	-	-	-	-	-	-	
4	BF172103	Packing rubber metal clamp	-	-	2	-	-	-	-	-	-	-	-	
5	AZ172074	Clamp assembly	-	-	2	-	-	-	-	-	-	-	-	
6	KCGA0606	Nut hex flanged	-	-	2	-	-	-	-	-	-	-	-	
7	AF141115	Valve Assembly BF	-	-	1	-	-	-	-	-	-	-	-	
8	AZ172037	Assembly strap cylinder mtg	-	-	2	-	-	-	-	-	-	-	-	
9	AZ172049	Packing strap cylinder mtg	-	-	2	-	-	-	-	-	-	-	-	
10	LHE00001	Pin clevis with hole	-	-	2	-	-	-	-	-	-	-	-	
11	KHAE3220	Pin cotter	-	-	2	-	-	-	-	-	-	-	-	
12	LCL00001	Nut hex flange-m10	-	-	8	-	-	-	-	-	-	-	-	
13	AZ172040	Assembly cradle cylinder mtg	-	-	1	-	-	-	-	-	-	-	-	
14	KADD1030	Bolt flanged	-	-	4	-	-	-	-	-	-	-	-	
15	AZ172055	Packing lower	-	-	2	-	-	-	-	-	-	-	-	
16	AZ172101	Filter CNG	-	-	1	-	-	-	-	-	-	-	-	
17	AZ172091	Hose solenoid-regulator	-	-	1	-	-	-	-	-	-	-	-	
18	AZ172090	Bracket regulator	-	-	1	-	-	-	-	-	-	-	-	
19	AZ172089	Regulator assembly	-	-	1	-	-	-	-	-	-	-	-	
20	KAED0608	Bolt-flanged-small	-	-	2	-	-	-	-	-	-	-	-	



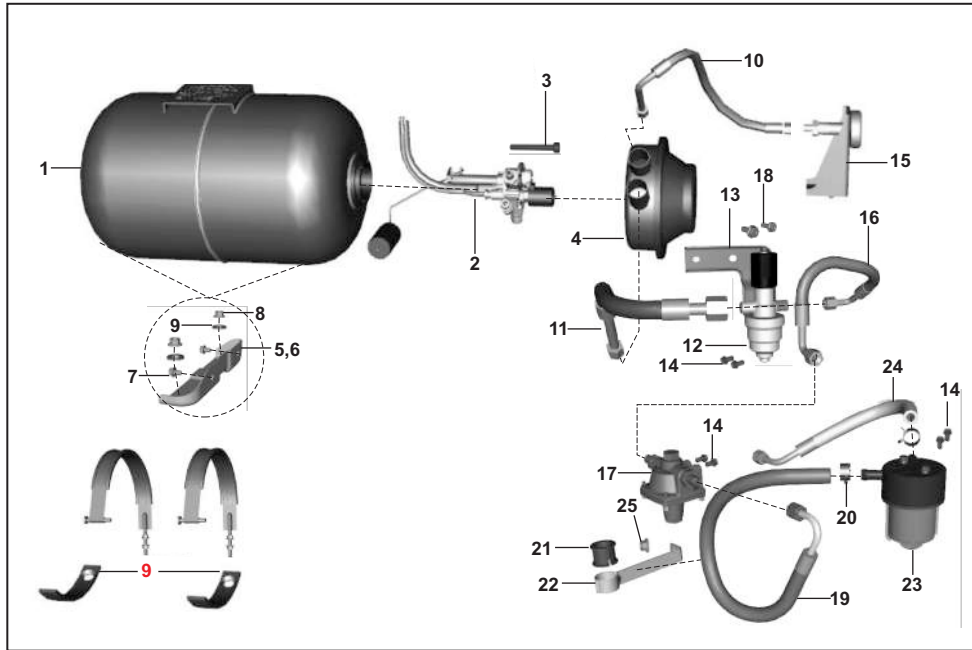
No.	Part No.	Description	RE				Z			XWIDE			C	Remarks
			AF	AM	AZ	RA	AT	AT1	AN	AT	AT1	AN		
21	KCGD0808	Nut hex flanged	-	-	2	-	-	-	-	-	-	-	-	
22	AZ172087	Hose regulator-rail gas	-	-	1	-	-	-	-	-	-	-	-	
23	AF141099	Solenoid	-	-	1	-	-	-	-	-	-	-	-	
24	36AF0057	Diaphragm Assly Kit	-	-	1	-	-	-	-	-	-	-	-	Kit
25	36AF0030	Solenoid Filter CNG	-	-	1	-	-	-	-	-	-	-	-	



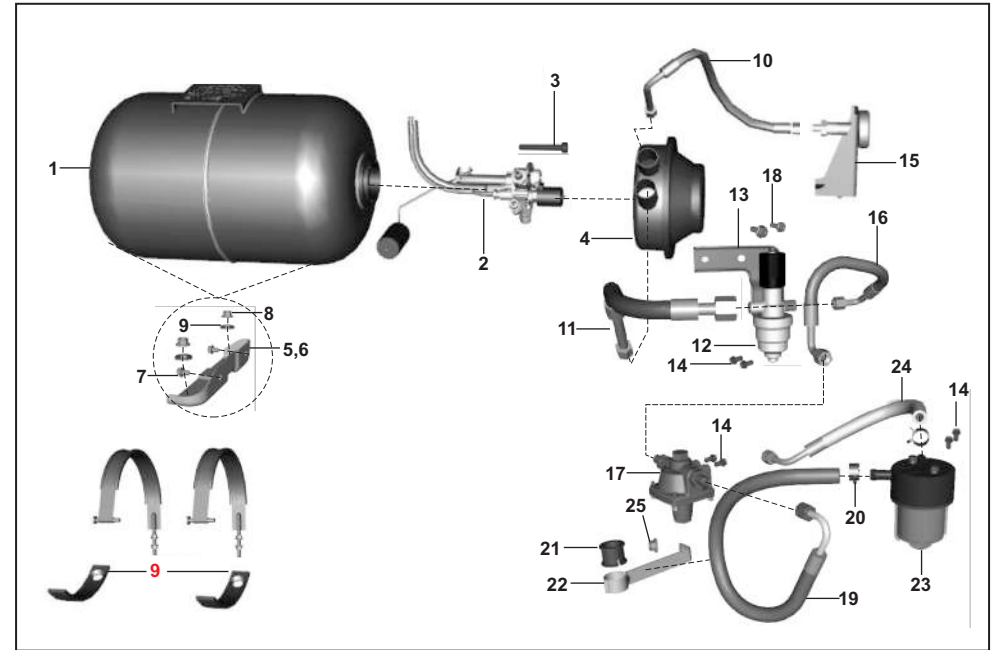
No.	Part No.	Description	RE				Z		XWIDE		C	Remarks
			AF	AM	AZ	RA	AT	AT1	AN			
1	AT172050	Cradle assembly twin cng cylindr	-	-	-	-	1	-	-	-		
2	LCL00001	Nut hex flange-M10	-	-	-	-	6	-	-	-		
3	KDBB1226	Washer plain	-	-	-	-	6	-	-	-		
4	AT172038	Packing-rubber-cylinder mounting	-	-	-	-	4	-	-	-		
5	AT172020	Cylinder assembly-FR & RR-CNG	-	-	-	-	2	-	-	-		
7	AT172072	Assembly bracket with packing	-	-	-	-	2	-	-	-		
8	AT172037	Strap assembly-mounting	-	-	-	-	2	-	-	-		
9	LHE00002	Pin clevis with hole	-	-	-	-	2	-	-	-		
10	KHAE3220	Pin cotter	-	-	-	-	2	-	-	-		
11	AT172117	Regulator CNG	-	-	-	-	1	-	-	-		
12	AT172139	Hose solenoid-filter	-	-	-	-	1	-	-	-		
13	AT172138	Pipe assy connecting	-	-	-	-	1	-	-	-		
14a	AT172140	Filter	-	-	-	-	1	-	-	-		
15	KAED0612	Bolt-flanged-small	-	-	-	-	2	-	-	-		
16	AT172114	Hose solenoid-lpr	-	-	-	-	1	-	-	-		
17	BF172126	Clamp hose cng	-	-	-	-	1	-	-	-		
18	BF172103	Packing rubber metal clamp	-	-	-	-	2	-	-	-		
19	AZ172074	Clamp assembly	-	-	-	-	2	-	-	-		
20	KCGA0606	Nut hex flanged	-	-	-	-	2	-	-	-		



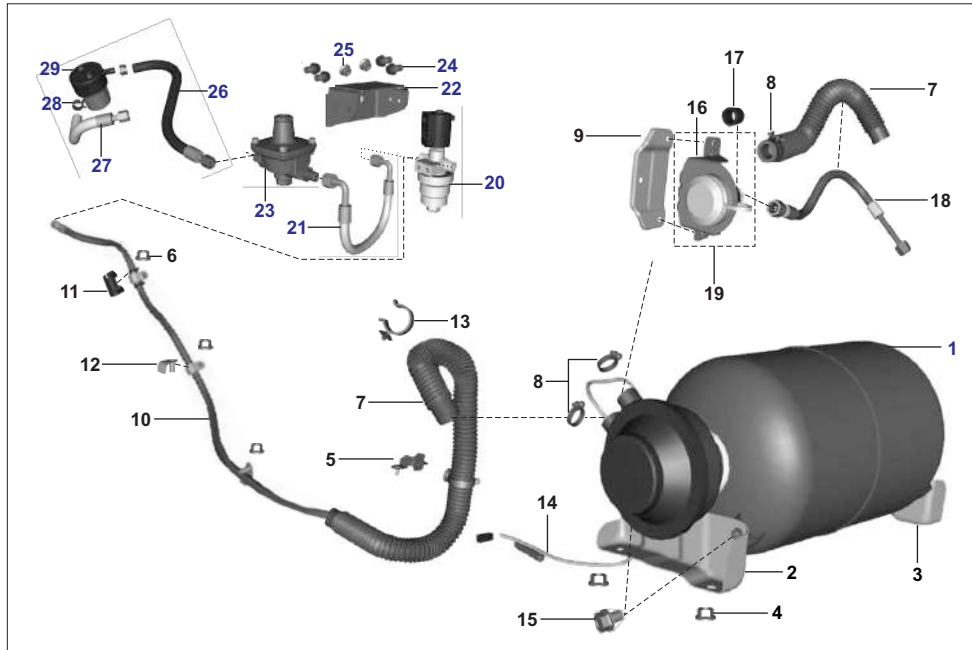
No.	Part No.	Description	RE				Z		XWIDE		C	Remarks
			AF	AM	AZ	RA	AT	AT1	AN			
21	AT172136	Valve assembly CNG- Front	-	-	-	-	1	-	-	-		
22	AT172137	Valve assly-quarter turn- Rear	-	-	-	-	1	-	-	-		
23	AT172126	Bracket regulator	-	-	-	-	1	-	-	-		
24	KCGD0808	Nut hex flanged	-	-	-	-	2	-	-	-		
25	AF141111	Regulator low pressure CNG	-	-	-	-	1	-	-	-		
26	AT172129	Hose lpr-rail	-	-	-	-	1	-	-	-		
26	AT172186	Hose lpr-rail	-	-	-	-	1	-	-	-	Fr.11.03.22	
27	AF141099	Solenoid	-	-	-	-	1	-	-	-		
28	36AF0057	Diaphragm Assly Kit	-	-	-	-	1	-	-	-	Kit	
29	36AF0030	Solenoid Filter CNG	-	-	-	-	1	-	-	-		



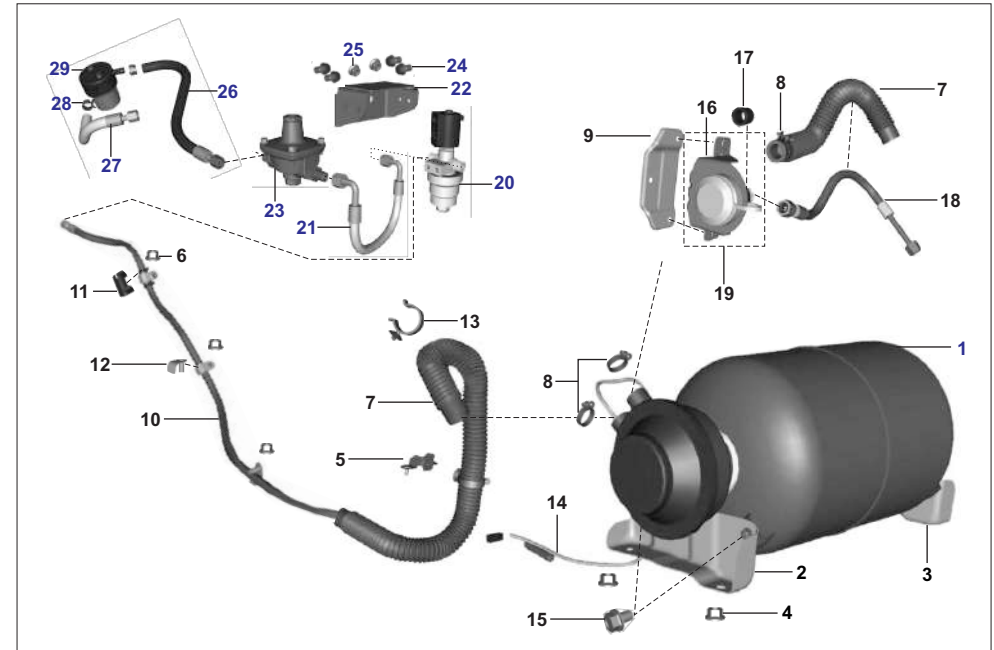
No.	Part No.	Description	RE		Z		XWIDE		C	Remarks
			AF	AM	AZ	RA	AT	AT1	AN	
1	RA172052	Cylinder assembly-LPG	-	1	-	-	-	-	-	
2	AU172078	Valve assembly multifunction	-	1	-	-	-	-	-	
3	AU172074	Bolt socket m5x0.8	-	6	-	-	-	-	-	
4	24121418	Seal box assy.-zero deg. Mv	-	1	-	-	-	-	-	
5	AM141094	Bracket cylinder LH	-	1	-	-	-	-	-	
6	AM141095	Bracket cylinder RH	-	1	-	-	-	-	-	
7	KADD0812	Bolt flanged	-	4	-	-	-	-	-	
8	LCL00001	Nut hex flange-M10	-	4	-	-	-	-	-	
9	KDBA1226	Washer_plain	-	2	-	-	-	-	-	
10	AM121105	Hose filler-mfv	-	1	-	-	-	-	-	
11	AM141086	Hose mfv-solenoid	-	1	-	-	-	-	-	
12	AT172103	Solenoid LPG	-	1	-	-	-	-	-	
13	AM141089	Bracket solenoid	-	1	-	-	-	-	-	
14	KAED0610	Bolt-flanged-small	-	6	-	-	-	-	-	
15	24121432	Filler connector with bkt. Assy.	-	1	-	-	-	-	-	
16	AM141085	Hose solenoid-regulator	-	1	-	-	-	-	-	
17	BF172137	Regulator low pressure	-	1	-	-	-	-	-	
18	KADD0816	Bolt flanged	-	2	-	-	-	-	-	
19	AM141104	Hose filter-regulator	-	1	-	-	-	-	-	
20	BA102258	Hose clip- DIA.16.8 X 10	-	2	-	-	-	-	-	



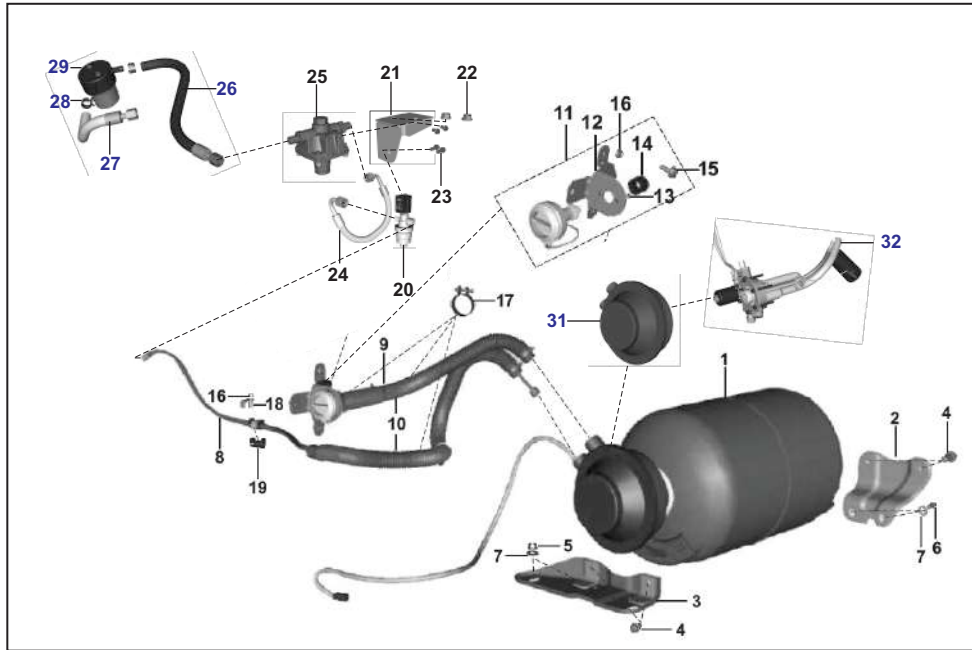
No.	Part No.	Description	RE		Z		XWIDE		C	Remarks
			AF	AM	AZ	RA	AT	AT1	AN	
21	AM141106	Grommet	-	1	-	-	-	-	-	
22	AM141107	Clamp	-	1	-	-	-	-	-	
23	BF172365	Filter- matrix	-	1	-	-	-	-	-	
24	AM141105	Hose filter-rail	-	1	-	-	-	-	-	
25	KCGA0606	Nut hex flanged	-	1	-	-	-	-	-	
26	36RA0012	Matrix filter element -oring	-	1	-	-	-	-	-	Kit
27	36AM0011	Solenoid filter element with o ring	-	1	-	-	-	-	-	Kit
28	36AF0057	Diaphragm Assly Kit	-	1	-	-	-	-	-	Kit
29	36AM0011	Solenoid Filter LPG	-	1	-	-	-	-	-	



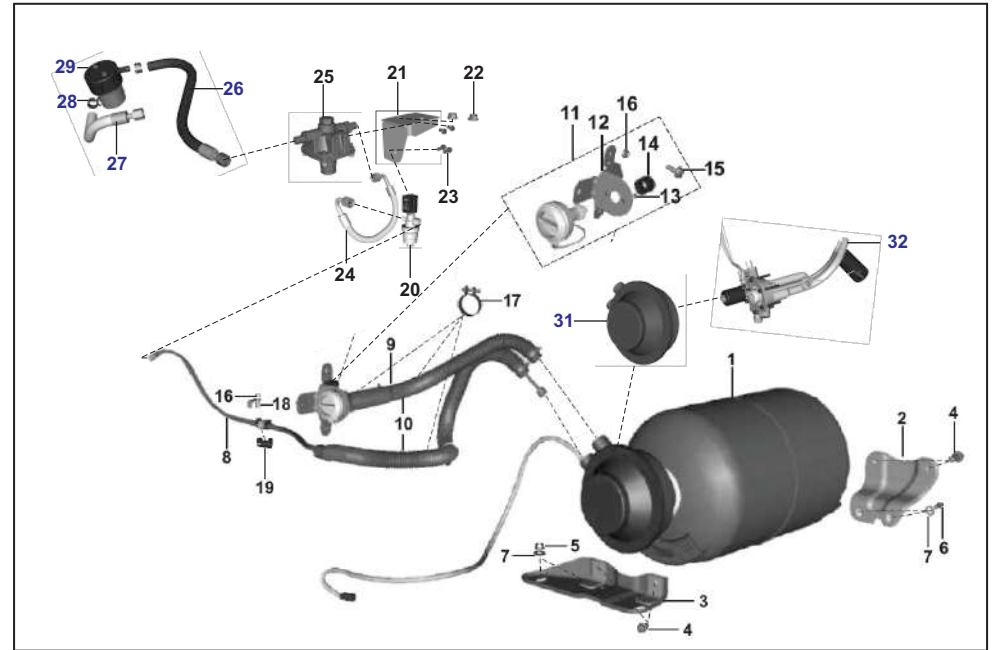
No.	Part No.	Description	RE		Z		XWIDE		C	Remarks
			AF	AM	AZ	RA	AT	AT1	AN	
1	RA172052	Cylinder assembly-LPG	-	-	-	1	-	-	-	
2	RA172051	Bracket cylinder mtg-LPG-RH	-	-	-	1	-	-	-	
3	RA172050	Bracket cylinder mtg-LPG-LH	-	-	-	1	-	-	-	
4	LCL00001	Nut hex flange-M10	-	-	-	4	-	-	-	
5	RA172047	Assembly bracket hose mtg	-	-	-	1	-	-	-	
6	KCGA0606	Nut hex flanged	-	-	-	8	-	-	-	
7	RA172063	Hose vent	-	-	-	2	-	-	-	
8	BF172111	Clamp vent pipe	-	-	-	3	-	-	-	
9	RA172042	Reinforcement lpg filling mtg	-	-	-	1	-	-	-	
10	RA172107	Hose mfv-vaporizer	-	-	-	1	-	-	-	
11	BF172103	Packing rubber metal clamp LPG	-	-	-	3	-	-	-	
12	AZ172074	Clamp assembly	-	-	-	3	-	-	-	
13	BF172117	Clamp lpg vent pipe	-	-	-	2	-	-	-	
14	RA172057	Assembly valve multifunction	-	-	-	1	-	-	-	
15	KADD0812	Bolt flanged	-	-	-	4	-	-	-	
16	RA172031	Assembly bkt filling unit mtg	-	-	-	1	-	-	-	
17	RA172041	Bush rubber lpg hose	-	-	-	1	-	-	-	
18	RA171800	Assembly hose mfv to filling	-	-	-	1	-	-	-	
19	RA172032	Assembly filling valve	-	-	-	1	-	-	-	
20	AM141067	Solenoid LPG	-	-	-	1	-	-	-	



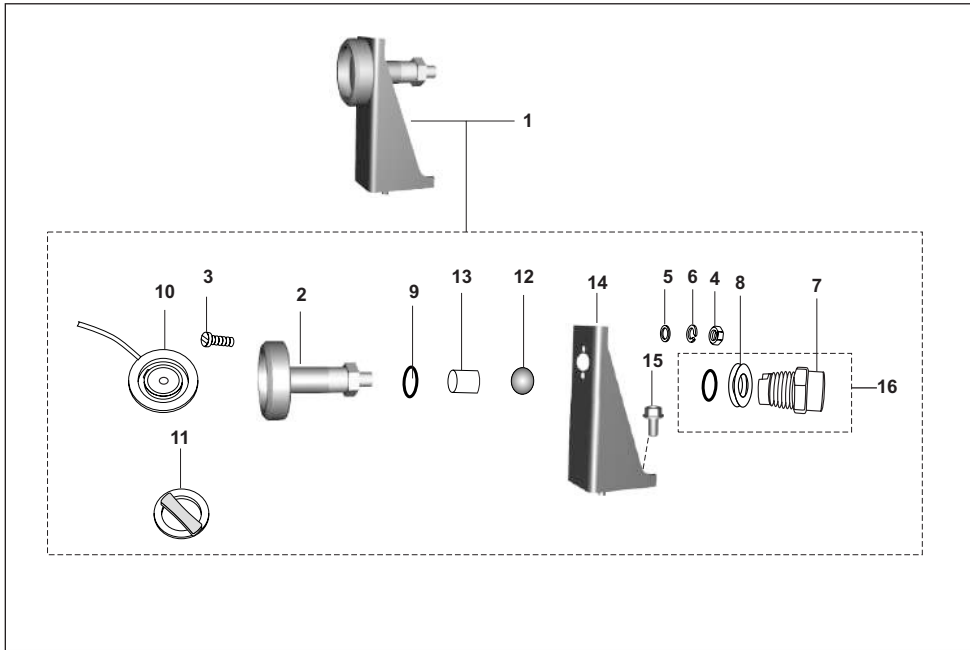
No.	Part No.	Description	RE		Z		XWIDE		C	Remarks
			AF	AM	AZ	RA	AT	AT1	AN	
21	RA172108	Hose solenoid-regulator	-	-	-	1	-	-	-	
22	AZ172090	Bracket regulator	-	-	-	1	-	-	-	
23	BF172137	Regulator low pressure	-	-	-	1	-	-	-	
24	KAED0610	Bolt-flanged-small	-	-	-	2	-	-	-	
25	KCGD0808	Nut hex flanged	-	-	-	2	-	-	-	
26	RA172112	Hose regulator-filter	-	-	-	1	-	-	-	
27	RA172113	Hose filter-rail	-	-	-	1	-	-	-	
28	BA102258	Hose clip- dia.16.8 X 10	-	-	-	2	-	-	-	
29	BF172365	Filter- matrix	-	-	-	1	-	-	-	
30	36RA0012	Matrix filter element	-	-	-	1	-	-	-	Kit
31	36AM0009	Solenoid filter element with o ring	-	-	-	1	-	-	-	Kit
32	36AF0057	Diaphragm Assly Kit	-	-	-	1	-	-	-	Kit
33	36AM0011	Solenoid Filter LPG	-	-	-	1	-	-	-	



No.	Part No.	Description	RE		Z		XWIDE		C	Remarks
			AF	AM	AZ	RA	AT	AT1	AN	
1	AT172091	Assembly cylinder LPG	-	-	-	-	-	1	-	
2	AT172090	Bracket cylinder mounting LPG-LH	-	-	-	-	-	1	-	
3	AT172092	Bracket assembly cylinder RH	-	-	-	-	-	1	-	
4	KADD0814	Bolt flanged	-	-	-	-	-	4	-	
4	KAED0630	Bolt flanged	-	-	-	-	-	4	-	FR.29.01.21
5	LCL00001	Nut hex flange-M10	-	-	-	-	-	2	-	
6	KADD1020	Bolt flanged	-	-	-	-	-	2	-	
7	KDBB1226	Washer plain	-	-	-	-	-	4	-	
8	AT172143	Hose mfv-solenoid	-	-	-	-	-	1	-	
9	AT172081	Hose mfv-filler valve	-	-	-	-	-	1	-	
10	AT172099	Pipe vent	-	-	-	-	-	2	-	
11	AT172082	Assembly filler valve	-	-	-	-	-	1	-	
12	AT172083	Bracket assembly filler valve	-	-	-	-	-	1	-	
13	KCBA0503	Nut hex thin	-	-	-	-	-	1	-	
14	RA172041	Bush rubber lpg hose	-	-	-	-	-	1	-	
15	BF172111	Clamp vent pipe	-	-	-	-	-	3	-	
16	KCGA0606	Nut hex flanged	-	-	-	-	-	2	-	
17	KADA0616	Bolt flanged	-	-	-	-	-	2	-	
18	AZ172074	Clamp assembly	-	-	-	-	-	1	-	
19	BF172103	Packing rubber metal clamp LPG	-	-	-	-	-	1	-	

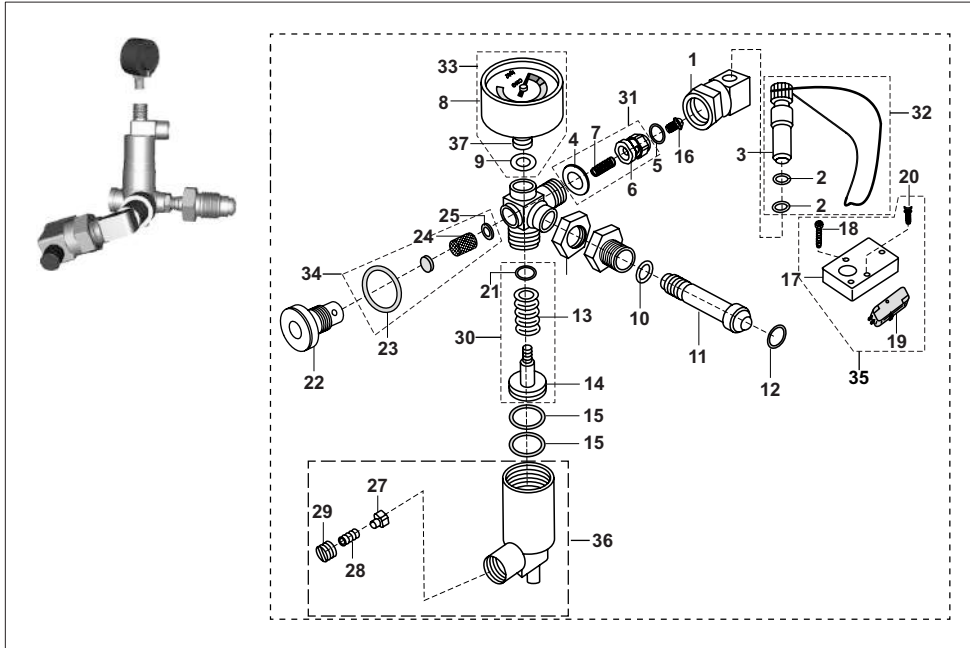


No.	Part No.	Description	RE		Z		XWIDE		C	Remarks
			AF	AM	AZ	RA	AT	AT1	AN	
20	AM141067	Solenoid LPG	-	-	-	-	-	1	-	
21	AT172146	Bracket regulator	-	-	-	-	-	1	-	
22	KCGD0808	Nut hex flanged	-	-	-	-	-	1	-	
23	KAED0610	Bolt-flanged-small	-	-	-	-	-	2	-	
24	AT172144	Hose solenoid-regulator	-	-	-	-	-	1	-	
25	BF172137	Regulator low pressure	-	-	-	-	-	1	-	
26	AT172142	Hose regulator-rail	-	-	-	-	-	1	-	
27	AT172141	Hose regulator-filter	-	-	-	-	-	1	-	
28	BA102258	Hose clip- dia.16.8 x 10	-	-	-	-	-	2	-	
29	BF172365	Filter- matrix	-	-	-	-	-	1	-	
30	36RA0012	Matrix filter element -oring	-	-	-	-	-	1	-	Kit
31	24121418	Seal box assy.-zero deg. Mv	-	-	-	-	-	1	-	Kit
32	AT172094	Valve multifunction	-	-	-	-	-	1	-	
33	36AM0011	Solenoid filter element with o ring	-	-	-	-	-	1	-	Kit

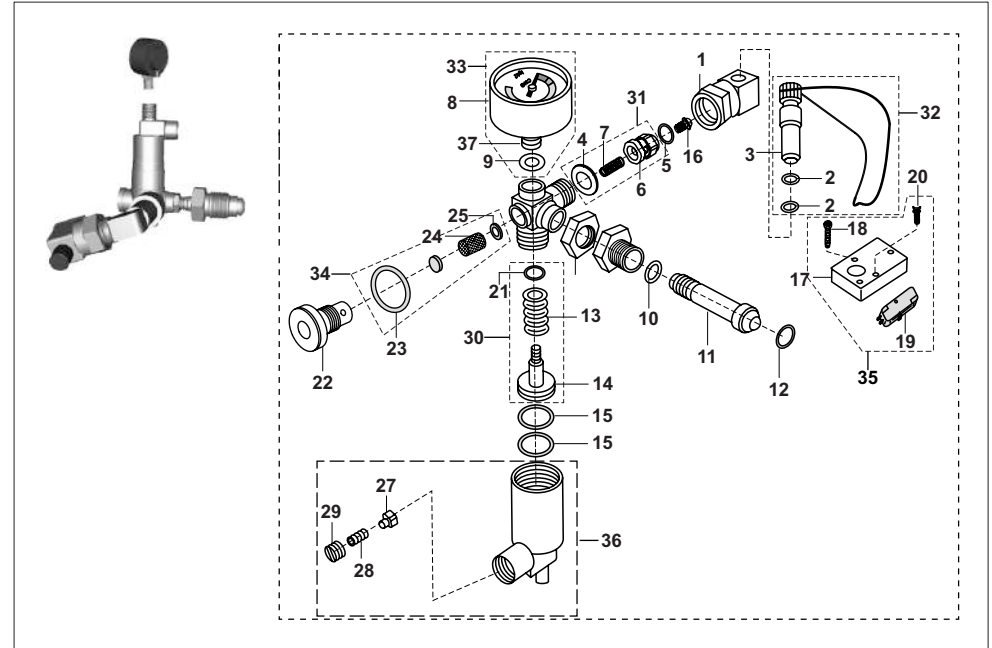


No.	Part No.	Description	RE		Z		XWIDE		C	Remarks
			AF	AM	AZ	RA	AT	AT1	AN	
1	24121432	Filler connector with bkt. Assy.	-	1	-	-	-	-	-	
2	24121245	Filler connector	-	1	-	-	-	-	-	
3	59010010	Screw csumk for filter	-	2	-	-	-	-	-	
4	AF121057	Nut	-	2	-	-	-	-	-	
5	AF121058	Washer	-	2	-	-	-	-	-	
6	AF121049	Washer - spring_m5_	-	2	-	-	-	-	-	
7	24121337	Connector for filler	-	1	-	-	-	-	-	
8	AF121085	Washer	-	1	-	-	-	-	-	
9	CX141046	'O' ring	-	1	-	-	-	-	-	
10	24121394	Cap	-	1	-	-	-	-	-	
11	24121393	Knob	-	1	-	-	-	-	-	
12	CX141044	Steel ball	-	1	-	-	-	-	-	
13	CX141045	Spacer	-	1	-	-	-	-	-	
14	24121407	BKT. Filling valve	-	2	-	-	-	-	-	
15	KADD0816	Bolt flanged	-	2	-	-	-	-	-	
16	36AF0040	Kit filler valve	-	1	-	-	-	-	-	
17	Af121066	Washer12.1x15 Thk1.5_RE4S-CNG	-	1	-	-	-	-	-	

No.	Part No.	Description	RE		Z		XWIDE		C	Remarks
			AF	AM	AZ	RA	AT	AT1	AN	



No.	Part No.	Description	RE		Z		XWIDE		C		Remarks
			AF	AM	AZ	RA	AT	AT1	AN		
1	AF121004	Refuelling unit for 3w-4s-re-cng	1	-	1	-	1	-	1	-	
2	AF121023	Ring - o for 3w-4s-re-cng	2	-	2	-	2	-	2	-	
3	AF121018	Plug -dust	1	-	1	-	1	-	1	-	
4	AF121025	Washer-	1	-	1	-	1	-	1	-	
5	AF121026	Ring - o for re4s-cng	1	-	1	-	1	-	1	-	
6	AF121027	Seat for 3w-4s-re-cng	1	-	1	-	1	-	1	-	
7	AF121028	Spring for 3w-4s-re-cng	1	-	1	-	1	-	1	-	
8	24201336	Gauge pressure	-	-	1	-	1	-	-	-	
8	24201333	Gauge pressure	1	-	-	-	-	-	1	-	
9	AF121029	Washer	1	-	1	-	1	-	1	-	
10	AF121030	Washer	1	-	1	-	1	-	1	-	
11	24121456	Connector ss for cng	1	-	1	-	1	-	1	-	
12	AF121032	Ring - o for 3w-4s-re-cng	2	-	2	-	2	-	1	-	
13	AF121034	Spring for 3w-4s-re-cng	1	-	1	-	1	-	1	-	
14	AF121126	First stage piston sub-assy	1	-	1	-	1	-	1	-	
15	AZ172008	Ring - o for piston assly	-	-	2	-	2	-	2	-	
16	AF121043	Retainer for re4s-cng	1	-	1	-	1	-	1	-	
17	AF121044	Plate - mounting	1	-	1	-	1	-	1	-	
18	AF121045	Screw - philip	2	-	2	-	2	-	2	-	
19	AF201010	Switch - micro (vanaz)	1	-	1	-	1	-	1	-	
20	AF121046	Screw - philips I	2	-	2	-	2	-	2	-	



No.	Part No.	Description	RE		Z		XWIDE		C		Remarks
			AF	AM	AZ	RA	AT	AT1	AN		
21	AF121104	Ring - o	1	-	1	-	1	-	1	-	
22	AF121105	Retainer	1	-	1	-	1	-	1	-	
23	AF121106	Ring - o	1	-	1	-	1	-	1	-	
24	AF121107	Filter for first stage reduction unit	1	-	1	-	1	-	1	-	
25	AF121108	Washer - 4.5 x 11	1	-	1	-	1	-	1	-	
27	AF121127	Pad hldr(srv)sub-asy:	1	-	1	-	1	-	1	-	
28	AF121039	Spring - relief valve	1	-	1	-	1	-	1	-	
29	AF121040	Screw - adjusting	1	-	1	-	1	-	1	-	
30	36AF0031	Kit piston sub assly & spring	1	-	1	-	1	-	1	-	Kit-61
31	36AF0032	Kit nrv sub assly & spring	1	-	1	-	1	-	1	-	Kit-62
32	36AF0033	Kit dust plug	1	-	1	-	1	-	1	-	Kit-63
33	36AF0034	Kit pressure gauge	1	-	1	-	1	-	1	-	Kit-64
34	36AF0035	Kit filter (sb)	1	-	1	-	1	-	1	-	Kit-65
35	36AF0036	Kit micro switch	1	-	1	-	1	-	1	-	Kit-67
36	36AF0043	Kit relif valve spring	1	-	1	-	1	-	1	-	Kit-68
37	AF121102	Cap for threading	1	-	1	-	1	-	1	-	

KIT LIST



Sr. No.	Kit Part No.	Kit Description	Consisting of Following Parts		
			Part No.	Description	Qty./Kit
1	36RA0013	Cyl Block Piston Assly-az521004 PI	RA521200	Piston assembly	1
			AZ521004	Block cylinder	1
2	36AZ0075	Cyl Block Piston Assly- Cng- Mf	AZ521200	Piston assembly	1
			AZ521004	Block cylinder	1
3	36AN0034	Kit Ring Piston	RA521203	Ring piston second	1
			RA521204	Ring piston oil	1
			RA521202	Ring piston top	1
4	36AZ0046	Kit Ring Piston Cng- Mf	AZ521203	Ring bottom	1
			DK101051	Ring piston oil	1
			AZ521202	Ring piston top	1
5	36RA0015	Kit_ Valve 4s Bsvi	RA511204	Valve intake	1
			39103519	Seal - oil	2
			AZ511202	Valve exhaust	1
			31101019	Collet	4
6	36AF0058	Kit_ Valve Bi Fuel- Bs6	RA511204	Valve intake	1
			39103519	Seal - oil	2
			AF101445	Valve exhaust	1
			31101019	Collet	4
7	36RA0014	Assly Cyl. Head Valve Bs6	AZ511202	Valve exhaust	1
			RA511005	Head cylinder	1
			39103519	Seal - oil	2
			AA101875	Spring valve	2
			31101018	Retainer - valve spring	2
			31101019	Collet	4
			28101129	Spring - seat	2
			RA511204	Valve intake	1
8	36AZ0049	Kit_connecting Rod 4s -236	39215320	Needle roller bearing	1
			AZ531003	Rod connecting	1
			DK101453	Crank pin	1
9	36RA0002	Friction Plate Kit- 236	AN101490	Plate friction outer	2
10	36AA4018	Kit St Motor Spring	AN101491	Plate friction inner	5
11	36AA4029	Kit Bendix (Hub Drive Assly)	BA133064	Slider block with cross holes	1
12	36BA4043	Kit Slider Block With Pin	BA133057	Pin-hard chrome	1
13	36BA4035	Kit Buffer Rubber(Dura Block)	36BA4036	RR3 Grease pack 50 GMS	1
			BA133061	Clamp low profile	1
			BA133062	Rubber buffer-SBO 60 OZ	1
14	36BH0036	Kit_boot With New Boot	BB133110	Boot cv shaft	1
			BH551415	Boot clamp large	1
			BH551417	Boot clamp small	1
			BH551423	Grease	1
15	36BH0037	Kit Boot & Retainer Ktek	BB133110	Boot cv shaft	1
			BH551415	Boot clamp large	1

KIT LIST



Sr. No.	Kit Part No.	Kit Description	Consisting of Following Parts		
			Part No.	Description	Qty./Kit
			BH551417	Boot clamp small	1
			BH551423	Grease	1
			BH551413	Retainer sheet	1
			BH551414	Boot insert	1
16	36BH0008	Kit Obj Max	BH551408	Obj tulip	1
			BH551415	Boot clamp large	1
			BH551417	Boot clamp small	1
			BH551423	Grease	1
17	36BH0010	Kit Obj & Tripod Max	BH551408	Obj tulip	1
			BH551415	Boot clamp large	1
			BH551417	Boot clamp small	1
			BH551423	Grease	1
			BH551412	Finished roller	3
			BH551411	Tripod finished	1
			BH551410	Circlip	1
			BH141226	Obj tulip (double chamfer)	1
18	36BH0030	Kit lbj	BH551415	Boot clamp large	1
			BH551417	Boot clamp small	1
			BH551423	Grease	1
			BH141226	Obj tulip (double chamfer)	1
19	36BH0031	Kit lbj & Tripod	BH551415	Boot clamp large	1
			BH551417	Boot clamp small	1
			BH551423	Grease	1
			BH551412	Finished roller	3
			BH551411	Tripod finished	1
			BH551410	Circlip	1
			AZ141219	Bar shaft	1
			BH551410	Circlip	2
20		Kit Barshaft Az141219	BH551415	Boot clamp large	2
			BH551417	Boot clamp small	2
			BH551416	Boot	2
			BH551416	Boot	2
21	36AN0028	Kit Barshaft An101419-ma	AN101419	Bar shaft	1
			BH551410	Circlip	2
			BH551415	Boot clamp large	2
			BH551417	Boot clamp small	2
			BB133110	Boot cv shaft	2
22	36BH0019	Kit Roller	BH551412	Finished roller	3
23	36BH0052	Bearing Race Kit Upper Z & Comp.	BH151094	Cover bearing upper	1
			BH151095	Race outer upper	1
			BH151092	Race inner upper	1
			BH151093	Cage - ball	1
			36JL0181	imaplex grease 10 gm pouch	1

KIT LIST



Sr. No.	Kit Part No.	Kit Description	Consisting of Following Parts		
			Part No.	Description	Qty./Kit
24	36AL0022	Kit Steering Cone Upper	24181047	Nut lock ring	2
			AB181020	Washer - spacer :- top be	1
			AL181009	Balls with cage - upper	1
			24181046	Race upper bearing	1
			24161443	Cover dust top	1
			36001052	Grease lethon rr3 -10gm	1
			AB181019	Bearing race - upper :- o	1
25	36BH0053	Bearing Race Kit Lower Z & Comp.	BH151096	Race outer lower	1
			BH151097	Race inner lower	1
			AB181012	Ball - steel with cage - lower :- nylon	1
			BH151009	Spacer fork front fl	1
			36JL0181	imaplex grease 10 gm pouch	1
26	36AL0005	Kit Lower Steering Cone Lower	AL181005	Cover - dust :- top	1
			AL181006	Cover - dust :- bottom	1
			AL181007	Balls with cage	1
			AL181004	Bearing race - lower :- l	1
			AL181003	Bearing race - lower :- o	1
			36001052	Grease lethon rr3 -10gm	1
			BB181010	Spacer fork front re445l	1
27	36244063	Kit Front Hub Pin Compact Fl	39235717	Circlip - internal	2
			AB171020	Bush - needle	2
			AB171037	Spacer	2
			30101185	Ring - O	2
			24171129	Pin pivot	1
28	36AA4144	Brake Shoe Spring Kit Fr.- Re	24151138	Spring shoe clamping	1
			YAZ08018	Pivot pin - shoe	1
			YAZ08013	Shoe assembly brake - ask	2
29	36AZ0080	Brake Shoe Kit Fr.- Z	AL151201	Spring shoe clamping	2
			AL151202	Pin shoe pivot	2
			YAZ08014	Brake shoe assly leading z bs6	1
			YAZ08015	Brake shoe assly trailing fr z bs6	1
30	36AZ0076	Brake Shoe With Hbl Lh Kit-z	AL151201	Spring shoe clamping	2
			AL151202	Pin shoe pivot	2
			YAZ08014	Brake shoe assly leading z bs6	1
			YAZ08016	Brake shoe assly trail. Rr lh z	1
31	36AZ0078	Brake Shoe With Hbl Rh Kit-z	AL151201	Spring shoe clamping	2
			AL151202	Pin shoe pivot	2
			YAZ08014	Brake shoe assly leading z bs6	1
			YAZ08017	Brake shoe assly trail. Rr rh z	1
32	36AA4145	Brake Shoe Clamp Spring Kit- Re Fr.	24151138	Spring shoe clamping	2
			YAZ08018	Pivot pin - shoe	2

KIT LIST



Sr. No.	Kit Part No.	Kit Description	Consisting of Following Parts		
			Part No.	Description	Qty./Kit
33	36AH0004	Spring Kit Rh	YAZ08021	Shoe return spring low. Z bs6	1
			YAZ08022	Main spring brake shoe z bs6	1
			AL151198	Spring strut holding rh	1
34	36AH0003	Spring Kit Fr/lh	YAZ08021	Shoe return spring low. Z bs6	1
			YAZ08022	Main spring brake shoe z bs6	1
			AL151197	Spring strut holding lh	1
35	36AA4143	Wheel Cylinder Major Kit Re Fr	AB151052	Bleeder screw cap	1
			AB151079	Bleeder screw	1
			24151106	Protection boot	2
			24151105	Rebound spring	1
			24151116	Piston lip seal	2
			24151166	Slotted piston	2
36	36AH0011	Wheel Cylinder Minor Kit Z	24151106	Protection cap	2
			24151105	Rebound spring	1
			24151116	Piston lip seal	2
37	36BA4015	Wheel Cylinder Mtg Kit Fr.- Re			
38	36AH0010	Wheel Cylinder Mtg Kit -fr.-z	YAZ08023	Allen bolt, wh/cyl mtg z	2
			YAZ08025	Hose guide bracket z bs6	1
39	36BA4014	Wheel Cylinder Mtg Kit Rr	AL151054	W/cyl mounting screw	2
			BF131905	Spring washer	2
40	36AL0033	Back Plate Assly Fr-al151239	AL151239	Back plate assly front cargo	1
41	36AL0038	Back Plate Assly Rh-bb151262	-----	Back plate assly re rh cargo	1
42	36AL0040	Back Plate Assly. Lh Bb151261	-----	Back plate assly re lh cargo	1
43	36AL0050	Front Brake Shoe Kit Maxima	AL151240	Assembly brake shoe leading	1
44	36AL0051	Rear Rh Brake Shoe Kit Maxima	AL151240	Assembly brake shoe leading	1
			AL151260	Shoe assy trailing w hbl rh	1
			AL151202	Pin shoe pivot	2
			AL151201	Spring shoe clamping	2
45	36AL0052	Rear Lh Brake Shoe Kit Maxima	AL151240	Assly brake shoe leading	1
			AL151259	Shoe assy trailing w hbl lh	1
			AL151202	Pin shoe pivot	2
			AL151201	Spring shoe clamping	2
46	36AL0030	Wheel Cylinder Major Kit	Al151052	Bleeder screw cap	1
			Ab151079	Bleeder screw	1
			-----	Protection boot	2
			24151104	Piston lip seal	2
			24151105	Rebonding spring	1
			24151165	Slotted piston rear	2
47	36AL0029	Wheel Cylinder Minor Kit	-----	Protection boot	2
			24151105	Rebonding spring	1
			24151104	Piston lip seal	2

KIT LIST



Sr. No.	Kit Part No.	Kit Description	Consisting of Following Parts		
			Part No.	Description	Qty./Kit
48	36244042	Steering Lock(24181016) With Key	24181020	Key set - 1000 combination	1
			24181016	Lock - steering :- 1000 combinations	1
49	36AA4028	Ignition Lock(aa201254)with Key	24181020	Key set - 1000 combinatio	1
			AA201254	Ignition cum stareter switch	1
50	36AT0001	Kit Ignition Lock With Key At401406	24181020	Key set 1000 combination	1
51	36AL0055	Lock Rh For Door Without Key	AT401406	Ignition cum starter switch	1
			AL181043	Lock rh for door without key	1
52	36AL0054	Lock Lh For Door Without Key	24181020	Key set 1000 combination	1
			AL181042	Lock lh for door without key	1
53	36244044	Lock Fuel Filling Door With Key	24181020	Key set - 1000 combination	1
			24181144	Lock for fuel filling cover	1
54	36244024	Lock For Rear Door With Key	24230197	Lock for door	1
			24181020	Key set - 1000 combinatio	1
55	36AZ0051	Door Fuel Filling Lock With Key	AZ244010	Panel door rear lower	1
			24181020	Key set - 1000 combination	1
56	36AA4015	Lock Fuel Filling Cover With Key	AA181014	Lock for door side filling	1
57	36RA0011	Kit Lock Lid Cover With Key	AZ232605	Lock lid cover	1
			24181020	Key set - 1000 combination	1
58	36RA0011	Kit Lock Lid Cover With Key	AZ232605	Lock lid cover	1
			24181020	Key set - 1000 combination	1
59	36RA0012	Matrix Filter Element with 3 orings		Matrix filter	1
				O ring1	2
				O ring2	1
60	36AM0011	Solenoid Filter Element With O Ring	YAM19005	Solenoid filter elmt. O ring	1
			YAM19001	Solenoid filter lpg bs6	1
61	36AF0040	Kit Filler Valve	24121337	Connector	1
			AF121085	Washer	1
			CX141046	O'ring	1
62	36AF0031	Kit_piston Sub Assly & Spring	AF121034	Spring	1
			AF121126	First stage piston sub-assembly	1
			AF121036	Ring - o	2
			AF121104	Ring - o	1
63	36AF0032	Kit_nvrv Sub Assly & Spring	AF121025	Washer	2
			AF121027	Seat	1
			AF121028	Spring	1
			AF121023	Ring - o	2
64	36AF0033	Kit_dust Plug	AF121024	String	1
			AF121018	Plug -dust:micro switch	1
			24201333	Gauge pressure	1
65	36AF0034	Kit_pressure Gauge	AF121029	Washer	1

KIT LIST



Sr. No.	Kit Part No.	Kit Description	Consisting of Following Parts		
			Part No.	Description	Qty./Kit
66	36AF0035	Kit_filter (sb)	AF121106	Ring - o	1
			AF121107	Filter for first stage reduction unit	1
			AF121108	Washer	1
			AF121084	Pad	1
67	36AF0036	Kit_ Micro Switch	AF121044	Plate	1
			AF121045	Screw	1
			AF201010	Switch	1
			AF121046	Screw	2
			AF121127	Pad hldr(srv)	1
68	36AF0043	Kit_relif Valve Spring Kit	AF121039	Spring	1
			AF121040	Screw	1
			24121416	Elbow	1
69	36AF0042	Kit_mfv 80% Assembly.	AU172041	Magnet -level indicator	1
			AU172042	Lever 80% fill limiter	1
			AU172043	Float rod guide	1
70	36AF0041	Kit_mfv Manual Service Valve	36244005	Kit spindle with pad for mfv	1
			AF121069	Washer	1
			24121266	Retainer mfv	1
			59210013	O_ring mfv	2
			24121267	Knob mfv	1
			59170007	Circlip external mfv	1
71	24151177	Kit Parking Lever Lh	24151147	pin split - hbl	1
			24151146	pin pivot-park lever	1
			24151148	Washer- plain park lever	1
			BH131813	Lever parking brake lh	1
72	24151183	Kit Parking Lever Rh	24151147	pin split - hbl	1
			24151146	pin pivot-park lever	1
			24151148	Washer- plain park lever	1
			BH131814	Lever parking brake rh	1
73	24151107	Major Kit Fr	AB151052	Bleeder screw cap	1
			AB151079	Bleeder screw	1
			24151106	Protection boot	2
			24151105	Rebound spring	1
			24151104	Piston lip seal (fr)	2
			24151165	Slotted piston (fr)	2
			24151106	Protection boot	2
74	24151108	Minor Kit Fr	24151105	Rebound spring	1
			24151104	Piston lip seal front	2
			AB151052	Bleeder screw cap	1
75	24151113	Major Kit Rr	AB151079	Bleeder screw	1
			24151106	Protection boot	2
			24151105	Rebound spring	1



THE WORLD'S
FAVOURITE
INDIAN

